



CPCTM

A **DOVER** COMPANY

Smart fluid handling
to take you forward, faster.



Smart fluid handling to take you forward, faster ● ● ●

CPC (Colder Products Company) has been designing and manufacturing quick disconnect couplings, fittings and connectors since 1978. Our broad range of products are found in thousands of applications across many life sciences, specialty industrial and chemical handling markets. Used in a wide range of products, machinery, devices and processes, CPC's innovative coupling and connection technologies allow flexible tubing to be quickly and safely connected and disconnected. The robust and easy-to-use design of CPC's quick disconnect couplings and fittings provides reliable, secure and leak-free connections for fluid and air management. CPC makes people's lives better by developing innovative high quality products that make fluid handling safe and easy.

WHERE TO BUY

Find your local distributor by visiting cpcworldwide.com or call CPC's Customer Service at 1-800-444-2474 or 651-645-0091. You can also send an email to info@cpcworldwide.com.

QUALITY

CPC meets or exceeds our customers' expectations. Everyone is involved, from our suppliers to our distribution network, and most importantly, our employees. CPC measures and continually improves our standards of product quality, support services and overall customer and employee satisfaction. CPC's Quality System conforms to ISO 9001:2008 and ISO 13485 standards. Our cleanroom is ISO Class 7 certified.

NEW PRODUCTS

Exciting additions to CPC's product offering include:

- NS1 Series Connectors Page 24
- NS4 Series Connectors – Elbow Page 60
- LQ4 Series Connectors Page 62
- LQ6 Series Connectors Page 66
- BQ45GL Series Connectors Page 86
- Hybrid Connectors Page 88
- MPC/MPX Back-to-Back Insert Adapters Page 109
- Genderless AseptiQuik® G Connectors Page 122
- AseptiQuik® G STC Connectors Page 132

OUR CAPABILITIES



CPC's engineered, custom solutions improve the overall functionality and design of the equipment and processes in which they are used. Special product features include precise hose barbs for superior grip, built-in shutoff valves to prevent product spills and an easy-to-use, push-button thumb latch for quick connecting and disconnecting.

CPC's patented Hybrid Connector technology platform eliminates misconnections by integrating electrical, fluid and gas lines into a single connection point. RFID-enabled IdentiQuik® couplings redefine what's possible for controlling, protecting and streamlining fluid handling processes. IdentiQuik technology allows the robust transfer of fluid and information to identify device type or connected media, verify line connection accuracy or capture fluid and product data. Specific applications for CPC connection technologies include:

• LIFE SCIENCES

CPC's products are used across a broad range of medical devices and equipment, including surgical, dialysis, blood pressure monitoring, patient therapy devices, and in vitro diagnostics. A de facto standard in several applications, CPC connectors improve patient safety, prevent misconnections and increase the overall usability and effectiveness of medical devices. Medical device OEMs around the world choose CPC connectors because of our proven performance in the operating room, the life science lab and the home healthcare setting.

CPC is the leader in single-use connection technology for bioprocessing applications, offering a wide variety of solutions including sterile connect and sterile disconnect. Our innovative designs offer the flexibility to easily combine multiple components and systems including process containers, tubing manifolds, transfer lines, bioreactors and other bioprocess equipment. CPC's robust connectors maintain media sterility and integrity while improving production yields, reducing costs and decreasing time to market for biopharmaceutical manufacturers. Genderless connector technology simplifies the design process, reduces supply chain complexity and eases manufacturing integration for biopharmaceutical manufacturers.

• SPECIALTY INDUSTRIAL



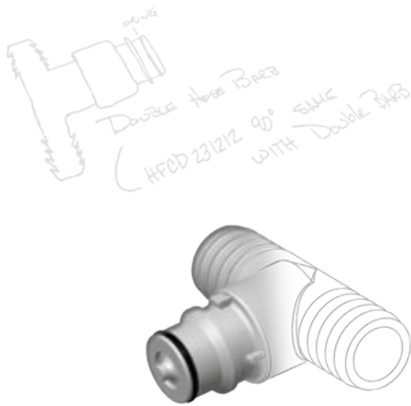
CPC's couplings and fittings are installed in thousands of product applications. Our broad offering appeals to product manufacturers in a wide range of industrial and consumer-based markets, including analytical instrumentation, printing and ink management, engine systems, biohazard detection equipment, electronic cooling and portable hydration systems.



• CHEMICAL HANDLING

CPC's extensive options for chemically resistant quick disconnect fittings, closures, couplings, and chemical dispensing systems provide non-spill operation and improve the safety of chemical management environments. Applications include semiconductor, LCD, solar, pharmaceutical manufacturing and chemical management, pump, filter and de-ionized water connections, cleaning, soap and detergent dispensing, bulk ink management and consumer-based applications.

Closed-loop dispensing systems enable fast, easy and economic chemical extraction from drums, IBCs and jerry cans. These systems increase workplace safety and protect workers and the environment from hazardous leaks and spills.



ENGINEERED SOLUTIONS WORLDWIDE

CPC innovates on the leading edge of what is possible and collaborates to develop the best solution for each customer. Many of CPC's standard couplings and fittings began as custom engineered solutions that found broader use in applicable markets. CPC delivers unmatched product design and quality with local engineering support in the United States, Europe and Asia. To date, CPC has produced over 10,500 custom and standard products to meet the fluid handling challenges of various industries worldwide.



INTRODUCTION



Global Distribution

Find your local distributor by visiting cpcworldwide.com/ContactUs or call CPC's Customer Service at 1-800-444-2474 or 651-645-0091.

Quality

Quality is a key component of CPC's success. We are ISO 9001:2008 and ISO 13485:2003 certified and our cleanroom is ISO Class 7 certified.

How to Choose the Right Connector

INTRODUCTION

With so many connection options, it can often be an overwhelming task to decide which connector is best suited for an application. By understanding your application requirements and selecting the correct connection type, you will have better performance and sealing results.

ASSESSING THE APPLICATION

Understanding your application is the key to selecting the proper connection. Use the following guide to simplify your selection.

FLOW

What is your required flow and pressure drop? Be sure to allow for the effect of shutoff valves and tubing connections on your calculations.

TUBING

What size tubing, both inner and outer diameter, are you using?

MEDIA

The viscosity and corrosiveness of the fluid going through the connection need to be considered. Make sure the media is chemically compatible with ALL coupling materials - including the seals, o-rings and springs. Double-check media compatibility.

TEMPERATURE

Know your minimum and maximum temperature range. Standard temperature ranges are from -40° to 200° F (-40° to 93° C) depending on connection material.

PRESSURE

What is the maximum pressure your connection will need to withstand during operation? Quick disconnects rated to 250 psi (17 bar) will handle most low pressure applications.

TUBING CONNECTIONS

Type: Hose barb, compression fittings and push-to-connect are the most common termination styles.

Size: You will need to know ID for hose barbs, OD for push-in-fittings and tube ID and OD for compression.

SHUTOFF OPTIONS

Do you need automatic or integral shutoff valves? Shutoff options are single, double and non-spill.

MOUNTING OPTIONS

How is the connection going to be configured into your application? Common mounting options include pipe thread, panel mount, in-line or elbow.

SPECIAL REQUIREMENTS

Sterilization, NSF listed, USP Class VI approved materials, special packaging, color coding, keying, lot traceability, etc.



Visit us online for interactive web tools



ALSO ON THE WEB

- Part Specifier
- Chemical Compatibility
- Ask Our Engineers
- CAD Models
- Watch Product Videos



FIND A DISTRIBUTOR

cpcworldwide.com
Quick Disconnect Couplings and Connectors.

MATERIAL OPTIONS



Material Options

The type of media flowing through a connection can affect the strength, surface appearance, color and performance of the connection. Here are some guidelines for the different types of material.

THERMOPLASTICS

ABS

Economical, medical-grade thermoplastic that withstands gamma and e-beam sterilization. It is commonly used in medical devices. ABS is an amorphous material with good physical properties and high resistance to chemical attack.

ACETAL

Strong, lightweight and economical material used for a wide variety of chemical and mechanical components. Acetal offers high strength and rigidity over a broad temperature range, low wear, toughness and resistance to repeated use.

POLYAMIDE

(NYLON)

Very resistant to wear and abrasion, good mechanical properties even at elevated temperatures, low permeability to gases and good chemical resistance.

PEEK

(POLYETHERETHERKETONE)

Highly temperature resistant, engineered thermoplastic with excellent chemical and fatigue resistance. It exhibits superior mechanical and electrical properties.

POLYCARBONATE

Resistant to some chemicals, withstands sterilization and is typically transparent. It is commonly used in medical devices and offers impact resistance, outstanding dimensional stability and good optical properties.

POLYETHYLENE

Low-cost, chemically resistant thermoplastic. It is opaque and can withstand reasonably high temperature.

POLYPROPYLENE

Excellent general purpose resin that is highly resistant to chemical attack from solvents and chemicals in harsh environments. In general, polypropylene is resistant to environmental stress cracking and it can be exposed to challenging environments.

POLYSULFONE

Rigid material with excellent strength, good chemical resistance; withstands repeated sterilization and higher temperatures than other thermoplastics. Its high hydrolytic stability allows its use in medical applications requiring repeated high temperature autoclave and steam sterilization.

PPS

(POLYPHENYLENE SULFIDE)

Broadest resistance to chemicals as an advanced engineering plastic.

FLUOROPOLYMERS

PTFE

Chemically resistant to all chemicals and solvents with the exception of some molten metals, molten sodium hydroxide, elemental fluorine and certain fluorinating agents. PTFE offers chemical resistance and stability at high temperature.

PVDF

Tough engineering thermoplastic with a balance of physical and chemical properties that qualifies it for high performance in a wide range of applications. It is mechanically strong and tough, has good ductility and has a broad, useful temperature range.

ALLOYS

ALUMINUM

Lightweight metal with an available hard anodized finish for durability. Aluminum is non-toxic, non-magnetic, non-sparking and is known for its high strength to weight ratio.

CHROME-PLATED BRASS

Rugged metallic material with an attractive appearance, chrome-plated brass is excellent for higher pressure and temperature.

DIE-CAST ZINC

Durable and lightweight (about 20% less than comparable brass) material that withstands high pressure and temperature.

STAINLESS STEEL

Offers excellent rust resistance and is often used for connector components such as valve springs.

O-RING SELECTION

Selecting the correct o-ring is directly related to your application. One o-ring can offer you better chemical resistance, another can offer better heat resistance, a third can offer cold flexibility. Here are some guidelines for the different types of o-rings.

BUNA-N

The most common o-ring material is Buna-N due to its solvent, oil and water resistance. It has a temperature range of -40° to 250° F (-40° to 121° C).

EPDM

Ethylene-propylene-diene rubber (EPDM, also sometimes referred to as EPR) is a chemically-resistant family of compounds. CPC uses high quality peroxide-cured EPDMs that provide exceptional resistance to temperatures when using a wide range of chemicals.

FFKM (CHEMRAZ®, SIMRIZ®, KALREZ®)

Broadest range of chemical resistance of any elastomeric material, combining the resilience and sealing force of an elastomer with chemical resistance approaching that of PTFE.

FKM

Well-known for its outstanding resistance to heat, oxidation, weathering and ozone. The temperature range is -15° to 400° F (-26° to 204° C).

PFA & FEP ENCAPSULATED SEALS

Encapsulated seals combine the resiliency of the elastomer with the superior chemical resistance of the fluoropolymer to achieve a seal that is lower cost than a pure fluoroelastomer FFKM seal.

SILICONE

Seals have good temperature resistance. The temperature range is -70°F to 400°F (-57°C to 204°C) with special compounds that can reach up to 450°F (232°C). Silicone can also be supplied with Class VI requirements for life sciences applications.

ELASTOMERS

TPE

Thermoplastic Elastomer (TPE) is a blend of additives and copolymers in a special formulation that forms extremely durable bonds to a substrate, while offering the traditional properties of soft-touch overmold.

TPV

Thermoplastic Vulcanizate (TPV) is an alloy of polypropylene thermoplastic and fully vulcanized EPDM rubber. TPV is typically resistant to water, acids and bases.



THE RIGHT NUMBER OF BARBS

Many things work together to determine the quality of the connection between a hose barb and the tubing it connects. The sharpness of the barb, surface finish and the barb angle all contribute to the overall quality of the connection. Failing to optimize these technical aspects will result in a poor connection, regardless of the number of hose barbs used.

CPC offers a variety of hose barb styles and connection options for tubing ranging from 1/16" to 1" ID.

CUSTOM CAPABILITIES

Connector solutions from CPC

add value to your product by making your fluid and air connections easy to use and more reliable, increasing your product's modularity and serviceability and providing an overall cleaner, faster, safer and smarter way to make a connection. If you can't find the perfect solution from one of our thousands of standard products or you'd like to simply off-load the connector portion of your project to allow you to focus on your core technologies, CPC Engineered Solutions can help.

HYBRID COUPLINGS

Connect both fluid and electronics – at the same time in a single connection.



RFID-ENABLED INTELLIGENT FLUID CONNECTIONS

Redefine what's possible for controlling, protecting and streamlining fluid handling processes. Identify misconnections, control usage and protect your brand.



METAL NON-SPILL COUPLINGS

Robust housing with high flow plastic valves.



CUSTOM MATERIALS

A wide range of materials are available to meet application needs.




Manifold



Packaged bottle cap dip-tube assembly



Polycarbonate elbow




Metal non-spill without thumb latch



Cap with vent



Industrial Design





MULTI-TUBE COUPLINGS

Connect multiple lines with one easy connection.



CUSTOM TUBE CONNECTIONS

Connect to a wide variety of types and sizes of tubing.



Custom designed products are exclusively produced for a specific customer. These proprietary products might not be for sale. Contact your local distributor for more information.

MOUNTING OPTIONS

Application-specific connections including threads, caps, snap-fits and more.




Consider a Custom-Designed Connector When:

- >> A quick disconnect will add value to your product, make it easier to use and more reliable
- >> Your specifications cannot be met by an existing standard CPC product
- >> Unique requirements, budgets or timing warrant your designer's collaboration with CPC's Engineered Solutions Team

2-way valve




Dual-line connector



Air/fluid/electronic tube set



RFID weight scale connector



RFID panel

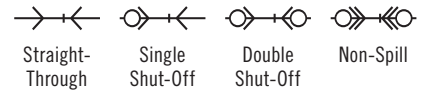


In-line filter



TABLE OF CONTENTS

LEGEND



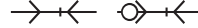
Note: Product images may not be to scale

General Purpose Couplings

PAGE | DESCRIPTION



- 18 SMC & SMF1:** Twist-to-connect design provides reliable and secure alternative to luer-type connections.
Material: Acetal, polypropylene, ABS, chrome-plated brass
Tube ID Sizes: 1/16" to 1/8" (1.6mm to 3.2mm)



- 22 SNAPQUIK®:** Small break away connector for low pressure applications. Unique internal latching mechanism creates a smooth streamlined exterior that is easy to use and clean.
Material: Acetal
Tube ID Sizes: 3/32" to 1/8" (2.4mm to 3.2mm)




- 24 NS1:** Smallest plastic non-spill coupling features enable secure connection and drip-free disconnect.
Material: Glass-filled polypropylene, PEEK®, polypropylene
Tube ID: Microbore to 1/8" (Microbore to 3.2mm)




- 26 PMC:** Features one-hand connection and disconnection and integral terminations; easier to use than ball-and-sleeve designs.
Material: Acetal
Tube ID Sizes: 1/16" to 1/4" (1.6mm to 6.4mm)



- 30 PMC12:** Offered with a variety of configurations and chemical resistance for demanding applications; gamma sterilizable.
Material: Polypropylene
Tube ID Sizes: Microbore to 1/4" (Microbore to 6.4mm)



- 34 MC:** Durable and able to withstand higher pressure and temperature; easy one-hand connection and disconnection.
Material: Chrome-plated brass
Tube ID Sizes: 1/8" to 1/4" (3.2mm to 6.4mm)



- 38 NS212:** Twist-to-connect design features non-spill valves designed to provide fast, safe and virtually leak-free fluid line connections.
Material: Glass-filled polypropylene
Tube ID Sizes: 1/8" to 1/4" (3.2mm to 6.4mm)



- 40 PLC:** Widest selection of sizes and configurations offered; resistant to most mild chemical solutions.
Material: Acetal
Tube ID Sizes: 1/4" to 3/8" (6.4mm to 9.5mm)



- 44 PLC12:** Materials of construction offer broad chemical resistance for demanding applications; gamma sterilizable.
Material: Polypropylene
Tube ID Sizes: 1/4" to 3/8" (6.4mm to 9.5mm)



General Purpose Couplings

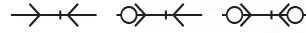
PAGE | DESCRIPTION



48 LC: Durable and able to withstand higher pressure and temperature; easy one-hand connection and disconnection.

Material: Chrome-plated brass

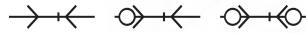
Tubing ID Sizes: 1/4" to 3/8" (6.4mm to 9.5mm)



52 APC: Features plastic thumb latch, fewer moving parts and a smooth contoured design to deliver ease-of-use and excellent flow.

Material: Acetal

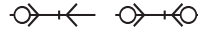
Tubing ID Sizes: 1/4" to 3/8" (6.4mm to 9.5mm)



56 BREAKAWAY®: Provides safe and easy fluid transfer with protection from costly product loss and equipment damage.

Material: Acetal


Tubing ID Sizes: 1/4" and 3/8" (6.4mm and 9.5mm)



58 EFC12: High-efficiency valve design provides high flow capability; bulkhead panel mount option facilitates tight seals against tank walls and drums.

Material: Polypropylene

Tubing ID Sizes: 1/4" and 3/8" (6.4mm and 9.5mm)



60 NS4: Non-spill coupling that virtually eliminates spills, minimizes downtime and enhances operator safety.

Material: Glass-filled polypropylene, ABS

Tubing ID Sizes: 1/8" to 3/8" (3.2mm to 9.5mm)



62 LQ4: Liquid cooling non-spill coupling guarantees a secure, reliable connection and dripless disconnect.

Material: Chrome-plated brass

Tubing ID Sizes: 1/4" to 3/8" (6.4mm to 9.5mm)



64 NS6: Durable, yet lightweight construction that features non-spill valves and is compatible with many chemicals.

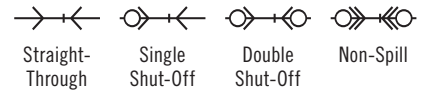
Material: Glass-filled polypropylene

Tubing ID Sizes: 3/8" and 1/2" (9.5mm and 12.7mm)



TABLE OF CONTENTS

LEGEND




Note: Product images may not be to scale


General Purpose Couplings

PAGE | DESCRIPTION






66 LQ6: Liquid cooling non-spill coupling guarantees a secure, reliable connection and drippless disconnect.
Material: Chrome-plated brass
Tubing ID Sizes: 3/8" to 1/2" ID (9.5mm to 12.7mm ID)







68 NSH: Pressure-balanced non-spill design with 100% metal-free, spring-free flow path.
Material: Glass-filled polypropylene
Tubing ID Sizes: 3/8" to 3/4" (9.5mm to 19.0mm)





70 HFC12: Efficient valve design leads to high flow and exceptionally low spillage; shrouded thumb latch is easy to grip and simple to operate.
Material: Polypropylene
Tubing ID Sizes: 3/8" to 3/4" (9.5mm to 19.0mm)
  



74 HFC35 & 57: Withstand harsh environments and offered with or without UV-resistant materials to withstand harmful rays without affecting performance.
Material: Polysulfone (white), UV-resistant polysulfone (black)
Tubing ID Sizes: 3/8" to 3/4" (9.5mm to 19.0mm)
  





78 FFC35: Features non-valved and unobstructed flow path to increase flow and minimize turbulence.
Material: Polysulfone
Tubing ID Sizes: 3/4" (19.0mm)


Specialty Products

PAGE | DESCRIPTION



80 TENTUBE™: Allows connection and disconnection of up to ten lines with one slide latch; tubing orientation ensured by physical keying.
Material: Nylon, acetal, polypropylene
Tubing ID Sizes: 1/16" to 1/8" (1.6mm to 3.2mm)
 

Specialty Products (cont.)

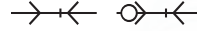
PAGE | DESCRIPTION



82 SIXTUBE™: Snap-in panel mount design and flexibility to connect and disconnect six separate lines with or without valves.

Material: Acetal, polypropylene


Tubing ID Sizes: 1/16" to 1/8" (1.6mm to 3.2mm)



TWIN TUBE™: One easy-to-use quick disconnect for two separate non-valved flow paths.

Material: Acetal, ABS

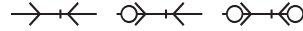
Tubing ID Sizes: 1/16" to 1/8" (1.6mm to 3.2mm)



84 MULTI-MOUNT: Connects three to five lines at once; keyed to prevent mismatched connections.


Material: Acetal, chrome-plated brass

Tubing ID Sizes: 1/8" to 3/8" (3.2mm to 9.5mm)



86 BQ45GL: Quick disconnect coupling or fitting integrated into a cap designed for 45GL bottles.

Material: Polyethylene



88 HYBRID CONNECTOR: One integrated connector combining 2 fluid lines with non-spill couplings and 4 electrical lines to simplify the user interface.

Material: Glass-filled polypropylene



90 MINI HYBRID CONNECTOR: A compact, single connection point combining 1 fluid line with 2 electrical lines with a breakaway mechanism for ease of use.

Material: Glass-filled polypropylene



Intelligent Fluid Connections

PAGE | DESCRIPTION



92 INTELLIGENT FLUID CONNECTIONS: Redefine what's possible for controlling, protecting and streamlining fluid handling with RFID-enabled couplings.

Material: Acetal, polypropylene, glass-filled polypropylene


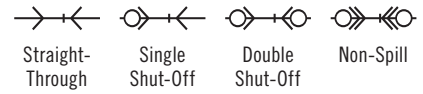


TABLE OF CONTENTS

LEGEND




Note: Product images may not be to scale


Life Sciences - Medical & Bioprocessing

PAGE | DESCRIPTION




- 102 SMC:** Twist-to-connect design manufactured and packaged in a cleanroom.
Material: Medical-grade polycarbonate
Tubing ID Sizes: 1/16" to 1/8" (1.6mm to 3.2mm)





- 104 SRC:** A unique small bore connector that eliminates the potential for misconnections with luer fittings.
Material: Medical-grade polypropylene
Tubing ID Sizes: 1/8" to 3/16" (3.2mm to 4.8mm)





- 106 MPC:** Easy-to-use and secure connection for critical fluid applications; includes pressure sealing caps and plugs with optional locking sleeves.
Material: Medical-grade ABS, medical-grade polycarbonate and polysulfone (USP Class VI, ADCF)
Tubing ID Sizes: 1/8" to 3/8" (3.2mm to 9.5mm)






- 109 BACK-TO-BACK ADAPTERS:** Allow end users to connect single-use systems that may feature identical connections at the end of their tubing.
Material: Medical-grade polycarbonate and polysulfone, USP Class VI, ADCF





- 110 MPX:** Larger flow, easy-to-use and secure connection for critical fluid applications; includes pressure sealing caps and plugs with optional locking sleeves.
Material: Medical-grade polycarbonate and polysulfone, USP Class VI, ADCF
Tubing ID Sizes: 3/8" to 1/2" (9.5mm to 12.7mm)





- 112 SANITARY SERIES:** Attaches directly to 3/4", 1" and 1-1/2" sanitary terminations to provide greater flexibility for integrating components into single-use or hybrid process systems.
Material: Medical-grade polysulfone, USP Class VI, ADCF
Termination Sizes: 3/4", 1" and 1-1/2" sanitary




- 114 SANIQUIK™:** Integral sanitary termination attaches to hard-plumbed systems with tri-clover clamps; permits quick and easy connection to single-use bag systems, manifolds or tube sets.
Material: 316L stainless steel
Termination Sizes: 3/4" and 1-1/2" sanitary




- 116 MPU:** Larger flow twist-to-connect design features easy-to-use locking mechanism that guards against accidental disconnects.
Material: Medical-grade polysulfone, USP Class VI, ADCF
Tubing ID Sizes: 3/4" (19.0mm)




118 HFC39: Features sterile disconnect functionality with automatic shutoff valve, preventing external organisms from entering the media flow path upon disconnection.

Material: Medical-grade polysulfone, USP Class VI, ADCF

Termination Sizes: 1/4", 3/8" and 1/2" HB (6.4mm, 9.5mm, 12.7mm)



120 ASEPTIQUIK® S: Genderless design provides quick and easy sterile connections for small-flow applications.

Material: Medical-grade polycarbonate, USP Class VI, ADCF

Termination Sizes: 1/8", 1/4" and 3/8" HB (3.2mm, 6.4mm and 9.5mm), 3/4" sanitary and MPC insert



122 ASEPTIQUIK® G: Robust genderless connectors provide quick and easy sterile connections and simplify systems integration.

Material: Medical-grade polycarbonate, USP Class VI, ADCF

Termination Sizes: 1/4", 3/8", 1/2", 3/4" ID hose barb (6.4mm, 9.5mm, 12.7mm, 19.0mm) and 3/4" sanitary



124 ASEPTIQUIK® C: Provides a quick and easy sterile connection, even in non-sterile environments.

Material: Medical-grade polycarbonate, USP Class VI, ADCF

Termination Sizes: 3/8" and 1/2" HB (9.5mm and 12.7mm) and 3/4" sanitary



126 ASEPTIQUIK® DC: All-in-one, single-use connection technology offering both a sterile connect and a sterile disconnect.

Material: Medical-grade polycarbonate, USP Class VI, ADCF

Termination Sizes: 1/4", 3/8" and 1/2" HB (6.4mm, 9.5mm, 12.7mm)



128 ASEPTIQUIK® X: Robust large format design enables quick sterile transfer for high flow single-use applications.

Material: Medical-grade polycarbonate, USP Class VI, ADCF

Termination Sizes: 3/4" and 1" ID hose barb (19.0mm and 25.4mm) and 1-1/2" sanitary



130 STEAM-THRU® CONNECTIONS: Allow quick and easy sterile connection via SIP between biopharmaceutical processing equipment and disposable bag and tube assemblies.

Material: Medical-grade polysulfone, USP Class VI, ADCF

Termination Sizes: 3/8" and 1/2" HB (9.5mm and 12.7mm) and 3/4" sanitary



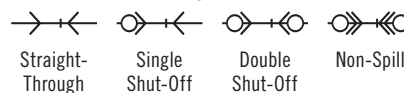
132 ASEPTIQUIK® STC: Allows a gendered or genderless AseptiQuik sterile connection to be steamed on to stainless equipment via SIP.

Material: Medical-grade polycarbonate and polysulfone, USP Class VI, ADCF



TABLE OF CONTENTS

LEGEND



Note: Product images may not be to scale

High Purity Couplings

PAGE | DESCRIPTION

- 138 CHEMQUIK® CQH06/CQV06:** All plastic design for ultra-pure media and high chemical resistance.
Material: Natural, virgin polypropylene and PVDF
Tubing Sizes: 1/4" to 1/2" flare; 3/8" to 3/4" NPT



Pictured: CQV06



- 140 CHEMQUIK CQG06:** Spring-free and metal-free flow path for high flow capacity and non-spill, high purity connections.
Material: Natural, virgin polypropylene
Tubing Sizes: 3/8" to 3/4" flare; 3/8" to 3/4" NPT




- 141 CHEMQUIK DUAL CONTAINMENT SYSTEM:** Flare nuts and panel mount fittings that facilitate double containment of critical chemical lines.
Material: Natural, virgin polypropylene



Dispensing Connectors

PAGE | DESCRIPTION

- 142 DRUMQUIK® PRO & DRUMQUIK PUR:** Closed chemical dispensing system with a reusable coupler and a recyclable dip-tube assembly for chemical extraction from drums, jerry cans and IBCs.
Material: Food grade, virgin polypropylene and polyethylene
Thread Sizes:
Drum Inserts: 2" American buttress, BCS 56x4 and 2" NPS (G8), 70mm for BCS 70x5 and BCS70x6
Couplers: 1/2" NPT, 3/4" hose barb and 3/4" BSPP



- 145 DRUMQUIK ADAPTORS AND ACCESSORIES:** CPC offers many accessories intended for use with DrumQuik® PRO and DrumQuik PUR systems. These include vent check valves, foot valves, fittings and more.

Dispensing Connectors (cont.)

PAGE | DESCRIPTION



148 DRUMQUIK® 3-PORT UDA: Used with 3/4" male NPT coupling terminations to adapt dip-tubes to standard drum closures for closed system dispensing.

Material: Food grade, virgin polypropylene

Thread Sizes: UDA 3-Port: 3/4" male NPT; UDA: none

BOTTLE ADAPTOR KITS: Intended for use on reagent bottles with SP400-38mm threads.

Material: Natural, virgin polypropylene

Thread Sizes: SP400-38mm

DRUMQUIK ASIAN DRUM ADAPTORS, PLUGS AND CAPS



150 UDC: Provides closed connection to bag-in-box packaging with 38mm threaded and snap-in necks.

Material: Polypropylene and acetal

Tubing ID Sizes: 3/8" to 3/4" (9.5mm to 19.0mm)



152 PUNCTURE SEAL: Provides closed connection to Hedwin Cubitainer® bag-in-box container systems and flexible bags or bottles with SP400 38mm threads.

Material: Polypropylene (coupling) and polyethylene (cap)

Tubing ID Sizes: 1/4" and 3/8" (6.4mm and 9.5mm)



Fittings, Luers, and Blood Pressure Connectors

PAGE | DESCRIPTION



156 FITQUIK® CONNECTORS: High-quality fittings for leak-free tubing connections. These precision-molded fittings are designed to eliminate tubing leak points in applications such as medical devices, analytical instrumentation or air-driven equipment.

Additional Products and Information

PAGE | DESCRIPTION



162 ACCESSORIES: Offering includes a variety of ancillary components from fittings and luers to PTF nuts and dust caps.

163 STERILIZATION AND DISINFECTANT METHODS

164 REGULATORY AND COMPLIANCE

SMC SERIES CONNECTOR



The **SMC** and **SMF1** are among CPC's smallest couplings. These twist-to-connect couplings provide a reliable and more secure alternative to luer-type connections. They also allow for the tubing to rotate freely when connected. This important feature prevents both kinked tubing and accidental disconnection during use. The SMC Series is also available with optional RFID (Radio Frequency Identification) capability (page 98) and in polycarbonate material (page 102).

FEATURES

- Twist to connect
- Free coupling rotation
- Quarter turn latch clicks when connected

BENEFITS

- Prevents accidental disconnects
- Eliminates kinked tubing
- Prevents damage due to over torquing

Specifications ● ● ●

PRESSURE:

Vacuum to 100 psi, 6.9 bar

TEMPERATURE:

Acetal, Chrome-Plated Brass:
-40°F to 180°F (-40°C to 82°C)

Polypropylene:
32°F to 180°F (0°C to 82°C)

ABS:
-40°F to 160°F (-40°C to 71°C)

MATERIALS:

Main Components: ABS, acetal, polypropylene, chrome-plated brass, stainless steel

Locking sleeves: Acetal

Valves: Acetal

Valve spring: 316 stainless steel

O-rings: Buna-N with acetal or chrome-plated brass, EPDM with polypropylene

COLOR:

Main components: Natural white (acetal and ABS), almond (polypropylene), chrome and black

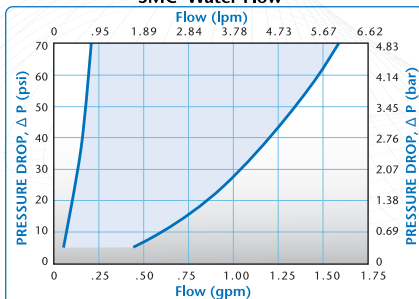
TUBING SIZES:

1/16" to 1/8" ID, 1.6mm to 3.2mm and 5.0mm

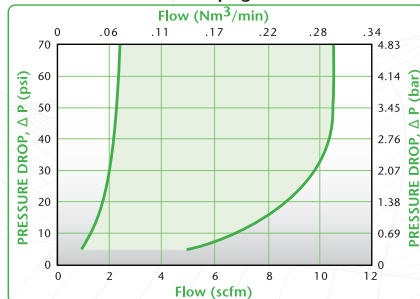
WARNING: Pressure, temperature, chemicals, and operating environment can affect the performance of couplings. It is the customer's responsibility to test the suitability of CPC's products in their own application conditions.

Polycarbonate SMC products manufactured in CPC's cleanroom also available. See page 102.

SMC Water Flow



SMC Air Flow, 100 psig Inlet Pressure



These graphs are intended to give you a general idea of the performance capabilities of each product line. The shaded area of each graph represents the operating range of the product family, i.e., upper and lower values are shown. Therefore, depending on the exact coupling configurations selected, you can reasonably expect values to fall within the shaded area.



Liquid Flow Rate Information for Couplings

The chart below shows the flow rate for CPC couplings. Each coupling was tested with water at 70°F (21°C). To determine flow rates for specific coupling configurations use the formula below.

C_v VALUES FOR SUBMINIATURE COUPLINGS

| BODIES | INSERTS | SMM01 | SMM02 |
|--------|---------|-------|-------|
| | SMF01 | .03 | .03 |
| | SMFD01 | .03 | .03 |
| | SMF02 | .03 | .19 |
| | SMFD02 | .03 | .08 |
| | SMPT02 | .03 | .19 |
| | SMFD02 | .03 | .08 |

$$Q = C_v \sqrt{\frac{\Delta P}{S}}$$

Q = Flow rate in gallons per minute

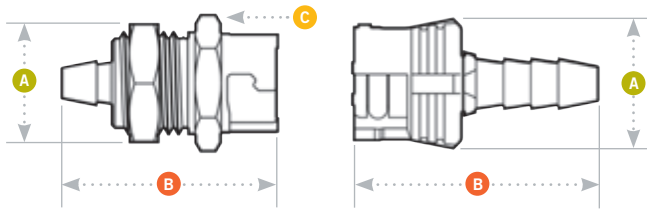
C_v = Average coefficient across various flow rates (see chart)

ΔP = Pressure drop across coupling (psi)

S = Specific gravity of liquid

NOTES:

SMC DIMENSIONS



A = Height/Diameter **B** = Total Length **C** = Hex Size on Main Component

Panel Dimensions

| | PANEL OPENING | PANEL THICKNESS MAX. – MIN. | PANEL NUT HEX | PANEL NUT THREAD |
|------------------|---------------|--------------------------------|---------------|------------------|
| COUPLING BODIES | 7/16 | .21 – .03 | 1/2 | 7/16-24UNF |
| COUPLING INSERTS | 7/16 | .21 – .03 | 1/2 | 7/16-24UNF |

Coupling Bodies • ACETAL



TERMINATION
IN-LINE
PIPE THREAD

IN-LINE
HOSE BARB

PANEL MOUNT
HOSE BARB

IN-LINE
HOSE BARB



TUBING/THREAD SIZE METRIC EQ.

1/8" NPT 1/8" NPT

1/16" ID 1.6mm ID
1/16" ID 1.6mm ID
3.0mm ID
3.0mm ID
1/8" ID 3.2mm ID
1/8" ID 3.2mm ID

1/16" ID 1.6mm ID
1/16" ID 1.6mm ID
3.0mm ID
3.0mm ID
1/8" ID 3.2mm ID
1/8" ID 3.2mm ID

1/16" ID 1.6mm ID
1/8" ID 3.2mm ID

STRAIGHT THRU

SMPTD02
SMPTD02BLK

SMF01
SMF01MBLK
SMFM3
SMFM3MBLK
SMF02
SMF02MBLK

SMFPM01
SMFPM01BLK
SMFPMM3
SMFPMM3BLK
SMFPM02
SMFPM02BLK

iSMFT0103
iSMFT0203

SHUTOFF

SMFTD02
SMFTD02BLK

SMFD01
SMFD01MBLK
SMFDM3
SMFDM3MBLK
SMFD02
SMFD02MBLK

SMFPM01
SMFPM01BLK
SMFPMDM3
SMFPMDM3BLK
SMFPM02
SMFPM02BLK

iSMFDT0103
iSMFDT0203

A

B

C

| | | |
|-----|---------|------|
| .51 | .86 | 7/16 |
| .51 | .86 | 7/16 |
| .48 | .75/.90 | |
| .48 | .75/.90 | |
| .48 | 1.00 | |
| .48 | 1.00 | |
| .48 | .90 | |
| .48 | .90 | |
| .58 | .75/.90 | 1/2 |
| .58 | .75/.90 | 1/2 |
| .58 | 1.00 | 1/2 |
| .58 | 1.00 | 1/2 |
| .58 | .90 | 1/2 |
| .58 | .90 | 1/2 |
| .76 | .76/.91 | |
| .76 | .91/.91 | |

• POLYPROPYLENE



TERMINATION
IN-LINE
PIPE THREAD

IN-LINE
HOSE BARB
(Acetal Locking Sleeve)

PANEL MOUNT
HOSE BARB
(Acetal Locking Sleeve)

IN-LINE
HOSE BARB



TUBING/THREAD SIZE METRIC EQ.

1/8" NPT 1/8" NPT

1/16" ID 1.6mm ID
1/8" ID 3.2mm ID

1/16" ID 1.6mm ID
1/8" ID 3.2mm ID

1/16" ID 1.6mm ID
1/8" ID 3.2mm ID

STRAIGHT THRU

SMPT0212

SMF0112
SMF0212

SMFPM0112
SMFPM0212

iSMFT0100
iSMFT0200

A

B

C

| | | |
|-----|---------|------|
| .51 | .86 | 7/16 |
| .48 | .75/.90 | |
| .48 | .90 | |
| .58 | .75/.90 | 1/2 |
| .58 | .90 | 1/2 |
| .76 | .76 | |
| .76 | .91 | |

SMF1 Disposable Bodies • ABS



TERMINATION
IN-LINE
HOSE BARB

TUBING/THREAD SIZE METRIC EQ.

1/8" ID 3.2mm ID
1/8" ID 3.2mm ID
5mm ID
5mm ID

STRAIGHT THRU

SMF10297
SMF10297MBLK
SMF1M597
SMF1M597MBLK

A

B

| | |
|-----|-----|
| .38 | .82 |
| .42 | .82 |
| .42 | .69 |
| .42 | .69 |

CPC has added a proprietary lubrication step to our SMF1 manufacturing process. This revolutionary technique allows the lube to be placed only where you need it, ensuring consistent connection forces throughout the lifetime of the connectors even when aggressive cleaning techniques are used.

Coupling Inserts

• ACETAL

| TERMINATION | TUBING/ THREAD SIZE | METRIC EQ. | STRAIGHT THRU | A | B |
|--|---------------------|------------|---------------|------|-----|
| IN-LINE HOSE BARB | 1/16" ID | 1.6mm ID | SMM01 | .48 | .75 |
| | 1/16" ID | 1.6mm ID | SMM01MBLK | .48 | .75 |
| | | 3.0mm ID | SMMM3 | .48 | .80 |
| | | 3.0mm ID | SMMM3MBLK | .48 | .80 |
| | 1/8" ID | 3.2mm ID | SMM02 | .48 | .90 |
| 1/8" ID | 3.2mm ID | SMM02MBLK | .48 | .90 | |
| | 4.0mm ID | SMMM4 | .48 | 1.02 | |
| | 5.0mm ID | SMMM5 | .48 | 1.00 | |
| PANEL MOUNT HOSE BARB | 1/16" ID | 1.6mm ID | SMMPM01 | .50 | .75 |
| | 1/16" ID | 1.6mm ID | SMMPM01BLK | .50 | .75 |
| | | 3.0mm ID | SMMPMM3 | .50 | .80 |
| | | 3.0mm ID | SMMPMM3BLK | .50 | .80 |
| | 1/8" ID | 3.2mm ID | SMMPM02 | .50 | .90 |
| 1/8" ID | 3.2mm ID | SMMPM02BLK | .50 | .90 | |
| IN-LINE HOSE BARB (Acetal Locking Sleeve) | 1/16" ID | 1.6mm ID | iSMMT0100 | .76 | .76 |
| | 1/8" ID | 3.2mm ID | iSMMT0200 | .76 | .91 |

• CHROME-PLATED BRASS

| TERMINATION | TUBING/ THREAD SIZE | METRIC EQ. | STRAIGHT THRU | A | B |
|-----------------------|---------------------|------------|---------------|-----|-----|
| IN-LINE HOSE BARB | 1/8" ID | 3.2mm ID | SMM02CBMBLK | .48 | .90 |
| PANEL MOUNT HOSE BARB | 1/8" ID | 3.2mm ID | SMMPM02CBBLK | .50 | .90 |

• POLYPROPYLENE

| TERMINATION | TUBING/ THREAD SIZE | METRIC EQ. | STRAIGHT THRU | A | B |
|--|---------------------|------------|---------------|-----|-----|
| IN-LINE HOSE BARB (Acetal Locking Sleeve) | 1/16" ID | 1.6mm ID | SMM0112 | .48 | .75 |
| | 1/8" ID | 3.2mm ID | SMM0212 | .48 | .90 |
| PANEL MOUNT HOSE BARB (Acetal Locking Sleeve) | 1/16" ID | 1.6mm ID | SMMPM0112 | .50 | .75 |
| | 1/8" ID | 3.2mm ID | SMMPM0212 | .50 | .90 |
| IN-LINE HOSE BARB (Acetal Locking Sleeve) | 1/16" ID | 1.6mm ID | iSMMT0103 | .76 | .76 |
| | 1/8" ID | 3.2mm ID | iSMMT0203 | .76 | .91 |

SMC Complete In-Line Couplings

• ACETAL

| TERMINATION | TUBING/ THREAD SIZE | METRIC EQ. | STRAIGHT THRU | SHUTOFF | B |
|-------------------|---------------------|------------|---------------|------------|-----------|
| IN-LINE HOSE BARB | 1/16" ID | 1.6mm ID | SMC01 | SMCD01 | 1.32/1.46 |
| | 1/16" ID | 1.6mm ID | SMC01MBLK | SMCD01MBLK | 1.32/1.46 |
| | | 3.0mm ID | SMCM3 | SMCDM3 | 1.62 |
| | | 3.0mm ID | SMCM3MBLK | SMCDM3MBLK | 1.62 |
| | 1/8" ID | 3.2mm ID | SMC02 | SMCD02 | 1.61 |
| 1/8" ID | 3.2mm ID | SMC02MBLK | SMCD02MBLK | 1.61 | |

• POLYPROPYLENE

| TERMINATION | TUBING/ THREAD SIZE | METRIC EQ. | STRAIGHT THRU | B |
|-------------------|---------------------|------------|---------------|------|
| IN-LINE HOSE BARB | 1/16" ID | 1.6mm ID | SMC0112 | 1.32 |
| | 1/8" ID | 3.2mm ID | SMC0212 | 1.61 |

All measurements are in inches (millimeters) unless otherwise noted. Tubing must meet stated inside and outside diameters. MBLK = molded black material. BLK = dyed black material.

SNAPQUIK SERIES CONNECTOR



SnapQuik® Series Connectors are ideal for small bore applications. The compact design delivers high flow fluid transfer in a small profile. Featuring a unique internal latching mechanism that creates a smooth, streamlined exterior that is easy to clean and use. The user-friendly break away design of SnapQuik prevents misconnections with luers, protects equipment and ensures patient safety.

FEATURES

- Break away latch
- Internal latch design
- Audible click at connection
- Does not mate to luer fittings

BENEFITS

- Intuitive, rapid disconnection
- Streamlined exterior is easy to clean
- Assures reliable connection is made
- Improved patient safety

SnapQuik's revolutionary lubrication technique ensures consistent connection forces throughout the lifetime of the connectors, even when aggressive cleaning techniques are used.

Specifications ● ● ●

PRESSURE:

Vacuum to 15 psi, 1.0 bar

TEMPERATURE:

32°F to 122°F (0°C to 50°C)

MATERIALS:

Main components: Acetal

O-ring: Buna-N

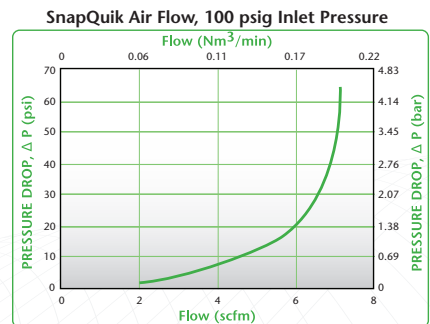
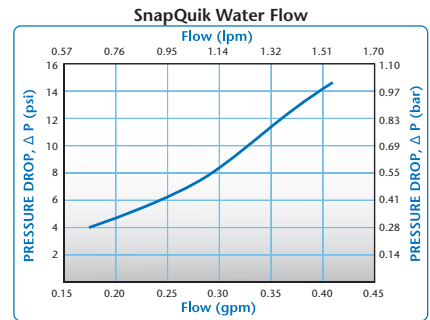
COLOR:

Natural White

TUBING SIZES:

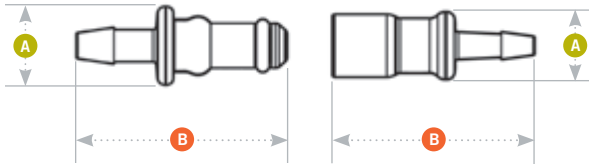
3/32" and 1/8" ID

WARNING: Pressure, temperature, chemicals, and operating environment can affect the performance of couplings. It is the customer's responsibility to test the suitability of CPC's products in their own application conditions.



These graphs are intended to give you a general idea of the performance capabilities of each product line. The shaded area of the graph represents the operating range of the product family, i.e. upper and lower values are shown. Therefore, depending on the exact coupling configurations selected, you can reasonably expect values to fall within the shaded area.

SNAPQUIK DIMENSIONS



A = Height/Diameter
B = Total Length

Coupling Bodies • ACETAL



**TERMINATION
 IN-LINE
 HOSE BARB**

TUBING SIZE
 3/32" ID
 1/8" ID

METRIC EQ.
 2.4mm
 3.2mm

STRAIGHT THRU
 BSQ17015
 BSQ1702

A
 0.36
 0.36

B
 1.09
 1.09

Coupling Inserts • ACETAL



**TERMINATION
 IN-LINE
 HOSE BARB**

TUBING SIZE
 3/32" ID
 1/8" ID

METRIC EQ.
 2.4mm
 3.2mm

STRAIGHT THRU
 BSQ22015
 BSQ2202

A
 0.42
 0.42

B
 1.14
 1.14


All measurements are in inches (millimeters) unless otherwise noted. Tubing must meet stated inside and outside diameters.

DID YOU KNOW?

AN ALTERNATIVE TO LUERS

An alternative to luers, SnapQuik® will not mate with luers designed to the ISO 594 standards

NS1 SERIES CONNECTOR



Specifications ● ● ●

PRESSURE:

Vacuum to 15 psi, 1.0 bar

TEMPERATURE:

32°F to 120°F (0°C to 49°C)

MATERIALS:

Main Components:

Glass-filled polypropylene, PEEK®, polypropylene

Thumb latch: PEEK®

Springs: 316 stainless steel

O-rings: EPDM

COLOR: Gray

TUBING SIZES:

Microbore to 1/8" ID (Microbore to 3.2mm)

SPILLAGE:

0.02 cc per disconnect rated @ 15 psi

INCLUSION: 0.01 cc per connect

WARNING: Pressure, temperature, chemicals, and operating environment can affect the performance of couplings. It is the customer's responsibility to test the suitability of CPC's products in their own application conditions.

NS1 Series couplings compact design is packed full of features including non-spill shutoff valves that ensure drip-free disconnects, and eliminate the need to purge air from the system. The smallest plastic non-spill coupling on the market, NS1 is perfect for applications with tubing from 1/8-inch and smaller. Its rotating design allows tubing to move freely without kinks. Ideal for applications that need to be connected and disconnected often, the ergonomic, user-friendly interface enables a secure, reliable connect and disconnect.

FEATURES

Non-spill design

Ultra low air inclusion

Intuitive interface

Rotating design

Chemically resistant materials

BENEFITS

Closed system for drip-free disconnect

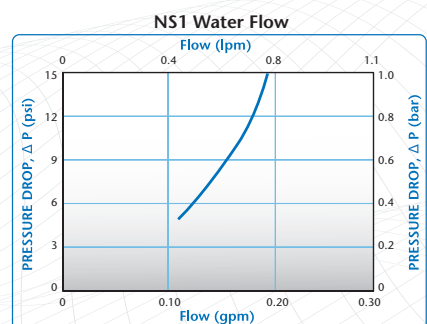
Minimizes contaminants, eliminates the need to purge air bubbles from the system

User friendly ergonomic design enables a secure, reliable connection

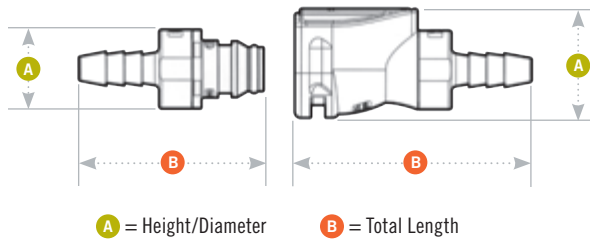
Allows tubing to move freely or relax without kinking or leaking

Reliable strength and performance in a range of applications

⚠ This graphs is intended to give you a general idea of the performance capabilities of each product line. The shaded area of each graph represents the operating range of the product family, i.e., upper and lower values are shown. Therefore, depending on the exact coupling configurations selected, you can reasonably expect values to fall within the shaded area.

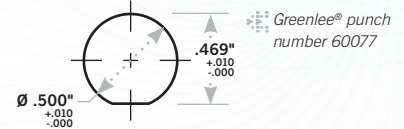


NS1 SERIES DIMENSIONS



Panel Dimensions

| | PANEL OPENING | PANEL THICKNESS MAX. – MIN. | PANEL NUT HEX | PANEL NUT THREAD |
|-------------------------|---------------|-----------------------------|---------------|------------------|
| COUPLING INSERTS | see drawing | .29 – .05 | 5/8 | 1/2-24UNS |



Coupling Bodies • POLYPROPYLENE



| DESCRIPTION | TUBING SIZE | METRIC EQ. | SHUTOFF | A | B |
|---|---------------------|-----------------------|--------------|------|------|
| IN-LINE HOSE BARB | 1/8" ID | 3.2 MM ID | NS1D170212 | 0.61 | 1.33 |
| IN-LINE WITH A 1/4-28 FLAT BOTTOM PORT | 1/8" OD OR SMALLER* | 3.2 MM OD OR SMALLER* | NS1D19042812 | 0.61 | 1.21 |
| IN-LINE WITH A 1/4-28 MALE THREAD | | | NS1D10042812 | 0.61 | 1.28 |

Coupling Inserts • POLYPROPYLENE



| DESCRIPTION | TUBING SIZE | METRIC EQ. | SHUTOFF | A | B |
|---|---------------------|-----------------------|--------------|------|------|
| IN-LINE HOSE BARB | 1/8" ID | 3.2 MM ID | NS1D220212 | 0.44 | 1.04 |
| IN-LINE WITH A 1/4-28 FLAT BOTTOM PORT | 1/8" OD OR SMALLER* | 3.2 MM OD OR SMALLER* | NS1D26042812 | 0.44 | 0.92 |
| IN-LINE WITH A 1/4-28 MALE THREAD | | | NS1D24042812 | 0.49 | 0.99 |
| PANEL MOUNT HOSE BARB | 1/8" ID | 3.2 MM ID | NS1D420212 | 0.70 | 1.56 |
| PANEL MOUNT WITH A 1/4-28 FLAT BOTTOM PORT | 1/8" OD OR SMALLER* | 3.2 MM OD OR SMALLER* | NS1D48042812 | 0.70 | 1.45 |

*Tubing size dependent on nut and ferrule used with 1/4-28 port.

Accessories




DESCRIPTION
BULKHEAD O-RING: For sealing panel mount inserts listed above

MATERIAL
EPDM

PART NO.
731303

Ferrules



FOR 1/4-28 NUTS AND FERRULES, SEE PAGE 33 OR VISIT CPCWORLDWIDE.COM

PMC SERIES CONNECTOR



The 1/8" flow PMC coupling covers a wide variety of general-purpose applications. Featuring the CPC thumb latch, the PMC is easier to use than ball-and-sleeve designs. One-hand connection/disconnection and integral terminations make the PMC the choice for ease of use and manufacture.

This coupling is NuSeal® compatible (see page 27 for details).

FEATURES

- Hose barb shroud
- Integral terminations
- Compatible
- Clicks when connected

BENEFITS

- Extra protection for the 1/16" hose barb
- Fewer leak points, shorter assemblies, faster installations
- Mates with PMC12 and MC Series couplings (see pages 30 and 34)
- Assurance of a reliable connection

Specifications ● ● ●

PRESSURE:

Vacuum to 120 psi, 8.3 bar

TEMPERATURE:

-40°F to 180°F (-40°C to 82°C)

MATERIALS:

- Main components and valves:** Acetal
- Thumb latch:** Stainless steel
- Valve spring:** 316 stainless steel
- External springs and pin:** Stainless steel
- O-rings:** Buna-N

COLOR:

Natural white, others available

TUBING SIZES:

1/16" to 1/4" ID, 1.6mm to 6.4mm ID

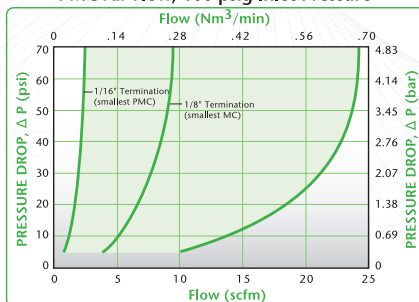
WARNING: Pressure, temperature, chemicals, and operating environment can affect the performance of couplings. It is the customer's responsibility to test the suitability of CPC products in their own application conditions.

Also available in NSF listed versions. Please visit our website for part number information.

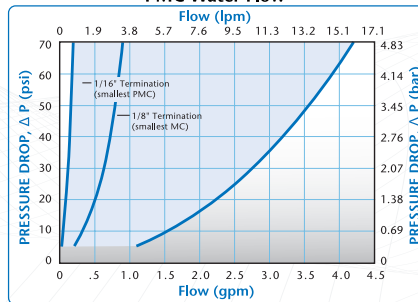


These graphs are intended to give you a general idea of the performance capabilities of each product line. The shaded area of each graph represents the operating range of the product family, i.e., upper and lower values are shown. Therefore, depending on the exact coupling configurations selected, you can reasonably expect values to fall within the shaded area.

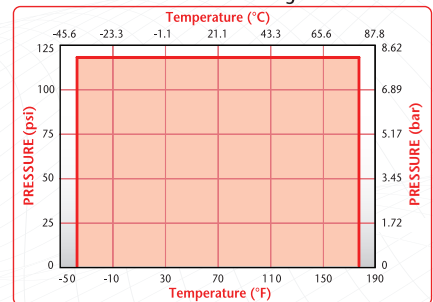
PMC Air Flow, 100 psig Inlet Pressure



PMC Water Flow



PMC Pressure Range



NU-SEAL® QUICK DISCONNECT COUPLING

Nu-Seal® Specifications

PRESSURE:

Vacuum to 20 psi, 1.4 bar

MATERIALS:

Main components:

Low density polyethylene

COLOR:

Translucent

TUBING SIZE:

1/8" ID, 3.2mm ID

Nu-Seal® quick disconnect coupling inserts feature a patented integral seal and are USP Class VI compliant. These economic inserts are ideal for applications that require limited connect/disconnect cycles.

FEATURES

Patented integral seal

Low density polyethylene

Chemically resistant

Compatible

BENEFITS

Economical, allows for disposability and provides leak-free connections

Sterilizable by EtO, E-beam & gamma

Works in many critical USP Class VI material applications

Mates with MC, PMC, PMC12 couplings



TERMINATION
IN-LINE
HOSE BARB

TUBING SIZE
1/8" ID

METRIC EQ.
3.2 mm ID

PART NO.
DSM2202

HEIGHT
.50

LENGTH
.98

Liquid Flow Rate Information for Couplings

The chart below shows the flow rate for CPC couplings. Each coupling was tested with water at 70°F (21°C). To determine flow rates for specific coupling configurations use the formula at the right.

$$Q = C_v \sqrt{\frac{\Delta P}{S}}$$

Q = Flow rate in gallons per minute

C_v = Average coefficient across various flow rates (see chart)

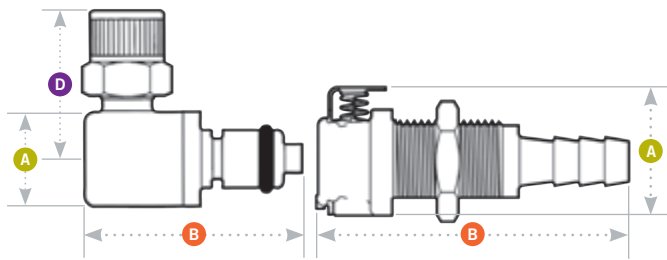
ΔP = Pressure drop across coupling (psi)

S = Specific gravity of liquid

C_v VALUES FOR 1/8" FLOW PMC COUPLINGS

| INSERTS BODIES | PMC | PMCD | PMC | PMCD | PMC | PMCD | PMC | PMCD | PMC | PMCD | PMC | PMCD | PMC | PMCD | PMC | PMCD | PMC | PMCD | PMC | PMCD |
|-------------------|------|------|------|------|------|------|------|------|------|------|------|------|------|------|------|------|------|------|------|------|
| | 2004 | 2004 | 2006 | 2006 | 2202 | 2202 | 2204 | 2204 | 2402 | 2402 | 2404 | 2304 | 2602 | 2304 | 2104 | 2304 | 2203 | 2203 | 2201 | 2201 |
| PMC1002 | .40 | .18 | .50 | .19 | .25 | .16 | .50 | .19 | .50 | .20 | .51 | .19 | .50 | .50 | .38 | .24 | .30 | .17 | .03 | .03 |
| PMCD1002 | .27 | .18 | .31 | .18 | .24 | .16 | .28 | .20 | .26 | .20 | .29 | .18 | .26 | .26 | .27 | .24 | .25 | .17 | .03 | .03 |
| PMC1004 | .40 | .21 | .50 | .24 | .26 | .18 | .50 | .24 | .50 | .20 | .51 | .24 | .50 | .50 | .38 | .26 | .30 | .19 | .03 | .03 |
| PMCD1004 | .29 | .19 | .32 | .23 | .25 | .17 | .30 | .23 | .27 | .21 | .28 | .23 | .27 | .28 | .29 | .24 | .25 | .18 | .03 | .03 |
| PMC1204 | .40 | .18 | .50 | .18 | .25 | .16 | .40 | .18 | .40 | .16 | .36 | .18 | .40 | .40 | .38 | .21 | .30 | .17 | .03 | .03 |
| PMCD1204 | .21 | .17 | .22 | .17 | .20 | .16 | .22 | .17 | .21 | .17 | .20 | .17 | .21 | .22 | .21 | .18 | .21 | .16 | .03 | .03 |
| PMC1602 | .23 | .15 | .28 | .18 | .19 | .14 | .27 | .15 | .27 | .15 | .28 | .18 | .27 | .27 | .23 | .16 | .20 | .14 | .03 | .03 |
| PMCD1602 | .19 | .15 | .19 | .15 | .17 | .14 | .19 | .15 | .18 | .15 | .18 | .15 | .18 | .19 | .19 | .15 | .18 | .14 | .03 | .03 |
| PMC1604 | .33 | .23 | .44 | .24 | .24 | .18 | .44 | .23 | .44 | .20 | .38 | .24 | .38 | .44 | .33 | .26 | .26 | .19 | .03 | .03 |
| PMCD1604 | .23 | .17 | .26 | .21 | .22 | .16 | .26 | .21 | .26 | .19 | .25 | .21 | .21 | .26 | .23 | .24 | .22 | .16 | .03 | .03 |
| PMC1703 | .25 | .20 | .30 | .20 | .20 | .17 | .30 | .20 | .30 | .19 | .28 | .20 | .28 | .30 | .25 | .18 | .21 | .17 | .03 | .03 |
| PMCD1703 | .20 | .17 | .20 | .17 | .19 | .15 | .21 | .17 | .19 | .17 | .20 | .17 | .19 | .20 | .20 | .16 | .19 | .16 | .03 | .03 |
| PMC1701 | .03 | .03 | .03 | .03 | .03 | .03 | .03 | .03 | .03 | .03 | .03 | .03 | .03 | .03 | .03 | .03 | .03 | .03 | .03 | .02 |
| PMCD1701 | .03 | .03 | .03 | .03 | .03 | .03 | .03 | .03 | .03 | .03 | .03 | .03 | .03 | .03 | .03 | .03 | .03 | .03 | .03 | .02 |

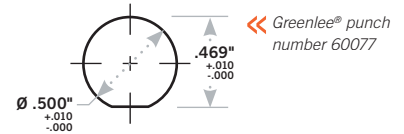
PMC DIMENSIONS



- A** = Height/Diameter
- B** = Total Length
- D** = Elbow Radial Length

Panel Dimensions

| | PANEL OPENING | PANEL THICKNESS MAX. – MIN. | PANEL NUT HEX | PANEL NUT THREAD |
|-------------------------|---------------|-----------------------------|---------------|------------------|
| COUPLING BODIES | see drawing | .50 – .05 | 5/8 | 1/2-24UNS |
| COUPLING INSERTS | 1/2 | .30 – .05 | 5/8 | 1/2-24UNS |











Coupling Bodies • ACETAL

| | TERMINATION | TUBING/THREAD SIZE | METRIC EQ. | STRAIGHT THRU | SHUTOFF | A | B |
|--|---|--------------------|--------------------|---------------|--------------|-----|-----------|
| | IN-LINE PIPE THREAD | 1/8" NPT | | PMC1002 | PMCD1002 | .79 | 1.00 |
| | | 1/8" BSPT | | PMC1002BSPT | PMCD1002BSPT | .79 | 1.00 |
| | | 1/4" NPT | | PMC1004 | PMCD1004 | .79 | 1.10 |
| | | 1/4" BSPT | | PMC1004BSPT | PMCD1004BSPT | .79 | 1.10 |
| | PANEL MOUNT FERRULELESS POLYTUBE FITTING, PTF† | 5/32" OD, .10" ID | 4.0mm OD, 2.0mm ID | PMC12M42 | PMCD12M42 | .77 | 1.65 |
| | | 1/4" OD, .17" ID | 4.0mm OD, 2.5mm ID | PMC12025 | PMCD12025 | .77 | 1.70 |
| | | | 6.4mm OD, 4.3mm ID | PMC1204 | PMCD1204 | .77 | 1.72 |
| | PANEL MOUNT HOSE BARB | 1/16" ID | 1.6mm ID | PMC1601 | PMCD1601 | .77 | 1.40 |
| | | 1/8" ID | 3.2mm ID | PMC1602 | PMCD1602 | .77 | 1.65 |
| | | 3/16" ID | 4.8mm ID | PMC1603 | PMCD1603 | .77 | 1.85 |
| | | 1/4" ID | 6.4mm ID | PMC1604 | PMCD1604 | .77 | 1.85 |
| | PANEL MOUNT FEMALE THREAD | 10-32 UNF | | PMC181032 | PMCD181032 | .77 | 1.25 |
| | IN-LINE FERRULELESS POLYTUBE FITTING, PTF† | 5/32" OD, .10" ID | 4.0mm OD, 2.0mm ID | PMC13M42 | PMCD13M42 | .81 | 1.65 |
| | | | 4.0mm OD, 2.5mm ID | PMC13025 | PMCD13025 | .81 | 1.65 |
| | | | 5.0mm OD, 3.0mm ID | PMC13M5 | PMCD13M5 | .81 | 1.72 |
| | | 1/4" OD, .17" ID | 6.4mm OD, 4.3mm ID | PMC1304 | PMCD1304 | .81 | 1.75 |
| | IN-LINE HOSE BARB | 1/16" ID | 1.6mm ID | PMC1701 | PMCD1701 | .81 | 1.41 |
| | | 1/8" ID | 3.2mm ID | PMC1702 | PMCD1702 | .81 | 1.45/1.65 |
| | | 3/16" ID | 4.8mm ID | PMC1703 | PMCD1703 | .81 | 1.65/1.85 |
| | | 1/4" ID | 6.4mm ID | PMC1704 | PMCD1704 | .81 | 1.65/1.85 |
| | IN-LINE FEMALE THREAD | 10-32 UNF | | PMC191032 | PMCD191032 | .81 | 1.25 |

All measurements are in inches (millimeters) unless otherwise noted. Tubing must meet stated inside and outside diameters. †NOTE: CPC's Ferruleless PTF (polytube fitting) terminations do not require ferrules to achieve a secure connection and are therefore easier to use and reuse. PTF fittings are designed for semi-rigid tubing, i.e., polyethylene, nylon, polyurethane, etc.

Coupling Inserts • ACETAL

| | TUBING/THREAD SIZE | METRIC EQ. | STRAIGHT THRU | SHUTOFF | A | B | D |
|--|--------------------|--------------------|---------------|--------------|-----|-----------|---------|
| TERMINATION IN-LINE PIPE THREAD  | 1/8" NPT | | PMC2402 | PMCD2402 | .58 | 1.03/1.45 | |
| | 1/8" BSPT | | PMC2402BSPT | PMCD2402BSPT | .58 | 1.03/1.44 | |
| | 1/4" NPT | | PMC2404 | PMCD2404 | .65 | 1.13/1.42 | |
| | 1/4" BSPT | | PMC2404BSPT | PMCD2404BSPT | .65 | 1.13/1.42 | |
| PANEL MOUNT FERRULELESS POLYTUBE FITTING, PTF† <i>(non-valved shown)</i>  | 1/4" OD, .17" ID | 6.4mm OD, 4.3mm ID | PMC4004 | PMCD4004 | .72 | 1.70/1.82 | |
| PANEL MOUNT HOSE BARB  | 1/16" ID | 1.6mm ID | PMC4201 | PMCD4201 | .72 | 1.38/1.50 | |
| | 1/8" ID | 3.2mm ID | PMC4202 | PMCD4202 | .72 | 1.63/1.75 | |
| | 3/16" ID | 4.8mm ID | PMC4203 | PMCD4203 | .72 | 1.83/1.95 | |
| | 1/4" ID | 6.4mm ID | PMC4204 | PMCD4204 | .72 | 1.83/1.95 | |
| IN-LINE FERRULELESS POLYTUBE FITTING, PTF†  | 5/32" OD, .10" ID | 4.0mm OD, 2.0mm ID | PMC20M42 | PMCD20M42 | .58 | 1.08/1.60 | |
| | 1/4" OD, .17" ID | 4.0mm OD, 2.5mm ID | PMC20025 | PMCD20025 | .58 | 1.13/1.65 | |
| | 1/4" OD, .17" ID | 6.4mm OD, 4.3mm ID | PMC2004 | PMCD2004 | .58 | 1.15/1.57 | |
| | 3/8" OD, .25" ID | 9.5mm OD, 6.4mm ID | PMC2006 | PMCD2006 | .65 | 1.40/1.52 | |
| IN-LINE HOSE BARB <i>(non-valved shown)</i>  | 1/16" ID | 1.6mm ID | PMC2201 | PMCD2201 | .50 | .80/1.47 | |
| | 1/8" ID | 3.2mm ID | PMC2202 | PMCD2202 | .50 | 1.00/1.67 | |
| | 3/16" ID | 4.8mm ID | PMC2203 | PMCD2203 | .50 | 1.20/1.88 | |
| | 1/4" ID | 6.4mm ID | PMC2204 | PMCD2204 | .50 | 1.22/1.70 | |
| IN-LINE FEMALE THREAD  | 10-32 UNF | | PMC281032 | PMCD281032 | .58 | .63/1.31 | |
| ELBOW FERRULELESS POLYTUBE FITTING, PTF†  | 5/32" OD, .10" ID | 4.0mm OD, 2.5mm ID | PMC21025 | | .50 | 1.17 | .75 |
| | 1/4" OD, .17" ID | 6.4mm OD, 4.3mm ID | PMC2104 | PMCD2104 | .50 | 1.17/1.21 | .77 |
| ELBOW HOSE BARB <i>(non-valved shown)</i>  | 1/8" ID | 3.2mm ID | PMC2302 | PMCD2302 | .50 | .85/1.21 | .75/.69 |
| | 1/4" ID | 6.4mm ID | PMC2304 | PMCD2304 | .50 | 1.00/1.21 | .95/.90 |

All measurements are in inches (millimeters) unless otherwise noted. Tubing must meet stated inside and outside diameters. Couplings are pictured with valves unless otherwise noted. †NOTE: CPC's Ferruleless PTF (polytube fitting) terminations do not require ferrules to achieve a secure connection and are therefore easier to use and reuse. PTF fittings are designed for semi-rigid tubing, i.e., polyethylene, nylon, polyurethane, etc.

PMC12 SERIES CONNECTOR



The 1/8" flow polypropylene PMC12 offers many of the same configuration options as the PMC. The polypropylene material adds greater chemical resistance and is gamma sterilizable. The PMC12 also mates to small diameter rigid tubing. Available with a 1/4-28 flat bottom port and 1/4-28 UNF threads, these couplings eliminate the need to thread and re-thread common compression nuts each time a tubing connection is made.

FEATURES

Polypropylene material

EPDM o-ring

CPC thumb latch

Integral terminations

BENEFITS

Chemically resistant and gamma-sterilizable

Greater chemical resistance

One-hand connection and disconnection

Fewer leak points, shorter assemblies, faster installations

Specifications ● ● ●

PRESSURE:

Vacuum to 120 psi, 8.3 bar

TEMPERATURE:

32°F to 160°F (0°C to 71°C)

MATERIALS:

Main components and valves: Polypropylene

Thumb latch: Stainless steel

Valve spring: 316 stainless steel

External spring and pin: Stainless steel

O-rings: EPDM

STERILIZATION:

Gamma: Up to 50 kGy irradiation

COLOR:

Almond

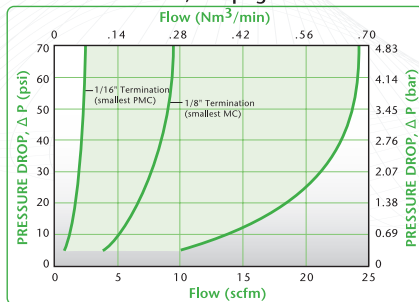
TUBING SIZES:

Microbore to 1/4" ID, Microbore to 6.4mm ID

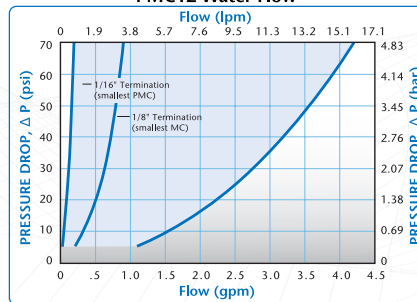
WARNING: Pressure, temperature, chemicals, and operating environment can affect the performance of couplings. It is the customer's responsibility to test the suitability of CPC products in their own application conditions. Use the graph to the right as a guide.

⚠ These graphs are intended to give you a general idea of the performance capabilities of each product line. The shaded area of each graph represents the operating range of the product family, i.e., upper and lower values are shown. Therefore, depending on the exact coupling configurations selected, you can reasonably expect values to fall within the shaded area.

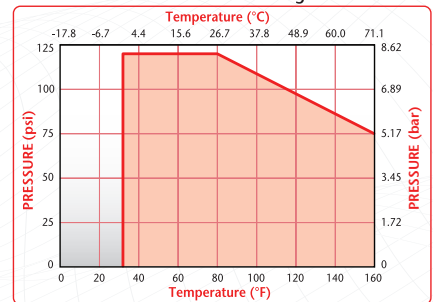
PMC12 Air Flow, 100 psig Inlet Pressure



PMC12 Water Flow



PMC12 Pressure Range



NOTES:



Liquid Flow Rate Information for Couplings

The chart below shows the flow rate for CPC couplings. Each coupling was tested with water at 70°F (21°C). To determine flow rates for specific coupling configurations use the formula at the right.

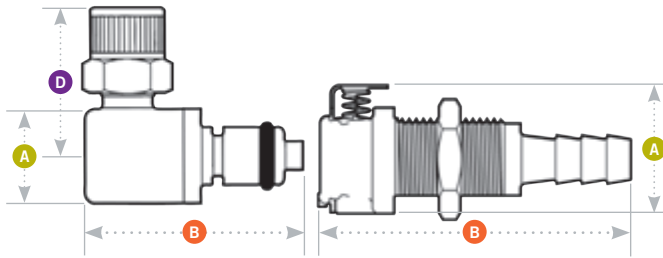
$$Q = C_v \sqrt{\frac{\Delta P}{S}}$$

- Q = Flow rate in gallons per minute
- C_v = Average coefficient across various flow rates (see chart)
- ΔP = Pressure drop across coupling (psi)
- S = Specific gravity of liquid

C_v VALUES FOR 1/8" FLOW PMC12 COUPLINGS

| INSERTS BODIES | PMC12 2004 | PMCD12 2004 | PMC12 2006 | PMCD12 2006 | PMC12 2202 | PMCD12 2202 | PMC12 2204 | PMCD12 2204 | PMC12 2402 | PMCD12 2402 | PMC12 2404 | PMCD12 2304 | PMC12 2602 | PMCD12 2304 | PMC12 2104 | PMCD12 2304 | PMC12 2203 | PMCD12 2203 | PMC12 2201 | PMCD12 2201 |
|-------------------|---------------|----------------|---------------|----------------|---------------|----------------|---------------|----------------|---------------|----------------|---------------|----------------|---------------|----------------|---------------|----------------|---------------|----------------|---------------|----------------|
| PMC100212 | .40 | .18 | .50 | .19 | .25 | .16 | .50 | .19 | .50 | .20 | .51 | .19 | .50 | .50 | .38 | .24 | .30 | .17 | .03 | .03 |
| PMCD100212 | .27 | .18 | .31 | .18 | .24 | .16 | .28 | .20 | .26 | .20 | .29 | .18 | .26 | .26 | .27 | .24 | .25 | .17 | .03 | .03 |
| PMC100412 | .40 | .21 | .50 | .24 | .26 | .18 | .50 | .24 | .50 | .20 | .51 | .24 | .50 | .50 | .38 | .26 | .30 | .19 | .03 | .03 |
| PMCD100412 | .29 | .19 | .32 | .23 | .25 | .17 | .30 | .23 | .27 | .21 | .28 | .23 | .27 | .28 | .29 | .24 | .25 | .18 | .03 | .03 |
| PMC120412 | .40 | .18 | .50 | .18 | .25 | .16 | .40 | .18 | .40 | .16 | .36 | .18 | .40 | .40 | .38 | .21 | .30 | .17 | .03 | .03 |
| PMCD120412 | .21 | .17 | .22 | .17 | .20 | .16 | .22 | .17 | .21 | .17 | .20 | .17 | .21 | .22 | .21 | .18 | .21 | .16 | .03 | .03 |
| PMC160212 | .23 | .15 | .28 | .18 | .19 | .14 | .27 | .15 | .27 | .15 | .28 | .18 | .27 | .27 | .23 | .16 | .20 | .14 | .03 | .03 |
| PMCD160212 | .19 | .15 | .19 | .15 | .17 | .14 | .19 | .15 | .18 | .15 | .18 | .15 | .18 | .19 | .19 | .15 | .18 | .14 | .03 | .03 |
| PMC160412 | .33 | .23 | .44 | .24 | .24 | .18 | .44 | .23 | .44 | .20 | .38 | .24 | .38 | .44 | .33 | .26 | .26 | .19 | .03 | .03 |
| PMCD160412 | .23 | .17 | .26 | .21 | .22 | .16 | .26 | .21 | .26 | .19 | .25 | .21 | .21 | .26 | .23 | .24 | .22 | .16 | .03 | .03 |
| PMC170312 | .25 | .20 | .30 | .20 | .20 | .17 | .30 | .20 | .30 | .19 | .28 | .20 | .28 | .30 | .25 | .18 | .21 | .17 | .03 | .03 |
| PMCD170312 | .20 | .17 | .20 | .17 | .19 | .15 | .21 | .17 | .19 | .17 | .20 | .17 | .19 | .20 | .20 | .16 | .19 | .16 | .03 | .03 |
| PMC170112 | .03 | .03 | .03 | .03 | .03 | .03 | .03 | .03 | .03 | .03 | .03 | .03 | .03 | .03 | .03 | .03 | .03 | .03 | .03 | .02 |
| PMCD170112 | .03 | .03 | .03 | .03 | .03 | .03 | .03 | .03 | .03 | .03 | .03 | .03 | .03 | .03 | .03 | .03 | .03 | .03 | .03 | .02 |

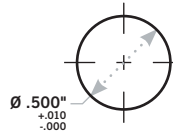
PMC12 DIMENSIONS



- A** = Height/Diameter
- B** = Total Length
- D** = Elbow Radial Length

Panel Dimensions

| | PANEL OPENING | PANEL THICKNESS MAX. – MIN. | PANEL NUT HEX | PANEL NUT THREAD |
|-------------------------|---------------|-----------------------------|---------------|------------------|
| COUPLING BODIES | see drawing | .50 – .05 | 5/8 | 1/2-24UNS |
| COUPLING INSERTS | see drawing | .30 – .06 | 5/8 | 1/2-24UNS |



Coupling Bodies • POLYPROPYLENE

| TERMINATION | TUBING/THREAD SIZE | METRIC EQ. | STRAIGHT THRU | SHUTOFF | A | B |
|---|--------------------|--------------------|---------------|----------------|-----|------|
| IN-LINE PIPE THREAD | 1/8" NPT | | PMC100212 | PMCD100212 | .88 | 1.00 |
| | 1/8" BSPT | | PMC100212BSPT | PMCD100212BSPT | .88 | 1.00 |
| | 1/4" NPT | | PMC100412 | PMCD100412 | .88 | 1.10 |
| | 1/4" BSPT | | PMC100412BSPT | PMCD100412BSPT | .88 | 1.10 |
| PANEL MOUNT FERRULELESS POLYTUBE FITTING, PTF† | 1/4" OD, .17" ID | 6.4mm OD, 4.3mm ID | PMC120412 | PMCD120412 | .79 | 1.72 |
| PANEL MOUNT HOSE BARB | 1/16" ID | 1.6mm ID | PMC160112 | PMCD160112 | .88 | 1.40 |
| | 1/8" ID | 3.2mm ID | PMC160212 | PMCD160212 | .88 | 1.65 |
| | 1/4" ID | 6.4mm ID | PMC160412 | PMCD160412 | .88 | 1.85 |
| IN-LINE FERRULELESS POLYTUBE FITTING, PTF† | 1/4" OD, .17" ID | 6.4mm OD, 4.3mm ID | PMC130412 | PMCD130412 | .89 | 1.74 |
| IN-LINE HOSE BARB | 1/16" ID | 1.6mm ID | PMC170112 | PMCD170112 | .89 | 1.42 |
| | 1/8" ID | 3.2mm ID | PMC170212 | PMCD170212 | .89 | 1.67 |
| | 1/4" ID | 6.4mm ID | PMC170412 | PMCD170412 | .89 | 1.87 |

PMC12 1/4-28 Coupling Bodies • POLYPROPYLENE

| TERMINATION | SHUTOFF | A | B |
|--|--------------|------|------|
| PANEL MOUNT WITH A 1/4-28 FLAT BOTTOM PORT | PMCD18042812 | 0.88 | 1.57 |
| IN-LINE WITH A 1/4-28 FLAT BOTTOM PORT | PMCD19042812 | 0.89 | 1.57 |

All measurements are in inches (millimeters) unless otherwise noted. Tubing must meet stated inside and outside diameters.
 †NOTE: CPC's Ferruleless PTF (polytube fitting) terminations do not require ferrules to achieve a secure connection and are therefore easier to use and reuse. PTF fittings are designed for semi-rigid tubing, i.e., polyethylene, nylon, polyurethane, etc.

Coupling Inserts • POLYPROPYLENE

| TERMINATION | TUBING/THREAD SIZE | METRIC EQ. | STRAIGHT THRU | SHUTOFF | A | B | D |
|---|---------------------------------------|--|-------------------------------------|--|-------------------|------------------------------------|------------|
| IN-LINE PIPE THREAD | 1/8" NPT | | PMC240212 | PMCD240212 | .58 | 1.03/1.45 | |
| IN-LINE FERRULELESS POLYTUBE FITTING, PTF† | 1/4" OD, .17" ID | 6.4mm OD, 4.3mm ID | PMC200412 | PMCD200412 | .58 | 1.15/1.58 | |
| IN-LINE HOSE BARB (non-valved shown) | 1/16" ID 1/8" ID 1/4" ID | 1.6mm ID 3.2mm ID 6.4mm ID | PMC220112 PMC220212 PMC220412 | PMCD220112 PMCD220212 PMCD220412 | .50 .50 .50 | .80/1.47 1.05/1.67 1.20/1.71 | |
| IN-LINE STRAIGHT THREAD PORT SAE | 5/16 SAE-5 | | PMC24082012 | PMCD24082012 | .72 | 1.05/1.15 | |
| ELBOW FERRULELESS POLYTUBE FITTING, PTF† | 5/32" OD, .10" ID 1/4" OD, .17" ID | 4.0mm OD, 2.5mm ID 6.4mm OD, 4.3mm ID | PMC2102512 PMC210412 | PMCD2102512 PMCD210412 | .50 .50 | 1.09/1.21 1.17/1.21 | .77 .77 |
| ELBOW HOSE BARB | 1/8" ID 1/4" ID | 3.2mm ID 6.4mm ID | PMC230212 PMC230412 | PMCD230212 PMCD230412 | .50 .50 | 1.09/1.21 1.09/1.21 | .69 .90 |

PMC12 1/4-28 Coupling Inserts • POLYPROPYLENE

| TERMINATION | STRAIGHT THRU | SHUTOFF | A | B |
|--|---------------|--------------|-----|------|
| IN-LINE WITH 1/4-28 UNF THREADS | PMC24042812 | PMCD24042812 | .50 | 1.48 |
| PANEL MOUNT WITH A 1/4-28 FLAT BOTTOM PORT | | PMCD48042812 | .72 | 1.55 |

Nuts



| TUBING SIZE | DESCRIPTION | PART NUMBER |
|-----------------|------------------------------------|-------------|
| 1/16" and 1.8mm | 1/4-28 Polypropylene Nut (natural) | 2418900 |
| 1/8" and 3mm | 1/4-28 Polypropylene Nut (natural) | 2419000 |
| 1/16" and 1.8mm | 1/4-28 Acetal Nut (black) | 2419199 |
| 1/8" and 3mm | 1/4-28 Acetal Nut (black) | 2419299 |

Ferrules



| TUBING SIZE | DESCRIPTION | PART NUMBER |
|-------------|------------------------|-------------|
| 1/16" | Ferrule, ETFE (blue) | 2419300 |
| 1/8" | Ferrule, ETFE (yellow) | 2419400 |
| 1.8mm | Ferrule, ETFE (green) | 2419500 |
| 3.0mm | Ferrule, ETFE (orange) | 2419600 |

All measurements are in inches (millimeters) unless otherwise noted. Tubing must meet stated inside and outside diameters. Couplings are pictured with valves unless otherwise noted.

†NOTE: CPC's Ferruleless PTF (polytube fitting) terminations do not require ferrules to achieve a secure connection and are therefore easier to use and reuse. PTF fittings are designed for semi-rigid tubing, i.e., polyethylene, nylon, polyurethane, etc.

MC SERIES CONNECTOR



CPC's MC Series chrome-plated brass couplings are built tough and made to last in the most demanding applications. Ideal for use with higher temperatures or pressures, MC Series couplings feature one-hand operation for swift and easy connects and disconnects. These couplings offer the flexibility of multiple configurations and terminations and mate with both PMC acetal and PMC12 polypropylene couplings.

FEATURES

Brass material

High temperature capability

CPC thumb latch

Compatible

BENEFITS

Durable and able to withstand higher pressure and temperature

Versions rated to 400°F (204°C)

One-hand connection and disconnection

MC mates with PMC and PMC12 Series couplings

Specifications ● ● ●

PRESSURE:

Vacuum to 250 psi, 17.3 bar

TEMPERATURE:

-40°F to 180°F (-40°C to 82°C)
(High temperature versions available with ratings to 400°F)

MATERIALS:

Main components:

Chrome-plated brass

Thumb latch: Stainless steel

Valves: Acetal

Valve spring: 316 stainless steel

External springs and pin: Stainless steel

O-rings: Buna-N

FINISH:

Chrome

TUBING SIZES:

1/8" to 1/4" ID, 3.2mm to 6.4mm ID

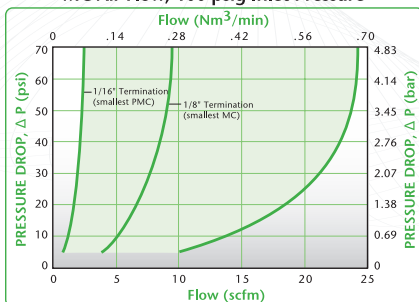
WARNING: Pressure, temperature, chemicals, and operating environment can affect the performance of couplings. It is the customer's responsibility to test the suitability of CPC products in their own application conditions. Use the graph to the right as a guide.

Note:
High temperature versions available with ratings to 400 F. Call customer service for more information.

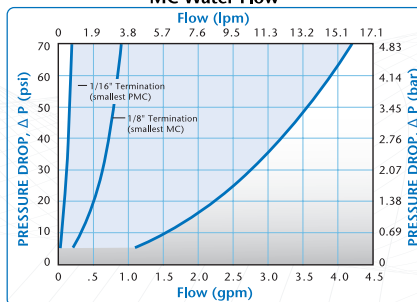
Also available in NSF listed versions, please visit our website for part number information.



MC Air Flow, 100 psig Inlet Pressure



MC Water Flow



⚠ These graphs are intended to give you a general idea of the performance capabilities of each product line. The shaded area of each graph represents the operating range of the product family, i.e., upper and lower values are shown. Therefore, depending on the exact coupling configurations selected, you can reasonably expect values to fall within the shaded area.

DID YOU KNOW?



CPC OFFERS KEYED, COLOR-CODED COUPLING OPTIONS:

CPC's MC Series couplings are also available in keyed, color-coded versions? Specifically designed for applications requiring foolproof connections and non-interchangeable lines, these couplings are a durable and attractive solution for high-volume applications. Contact CPC for more information.

Liquid Flow Rate Information for Couplings

The chart below shows the flow rate for CPC couplings. Each coupling was tested with water at 70°F (21°C). To determine flow rates for specific coupling configurations use the formula at the right.

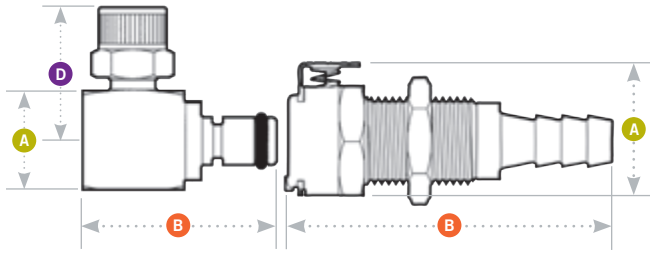
$$Q = C_v \sqrt{\frac{\Delta P}{S}}$$

- Q = Flow rate in gallons per minute
- C_v = Average coefficient across various flow rates (see chart)
- ΔP = Pressure drop across coupling (psi)
- S = Specific gravity of liquid

C_v VALUES FOR 1/8" FLOW MC COUPLINGS

| BODIES | INSERTS | MC12 2004 | MCD12 2004 | MC12 2006 | MCD12 2006 | MC12 2202 | MCD12 2202 | MC12 2204 | MCD12 2204 | MC12 2402 | MCD12 2402 | MC12 2404 | MCD12 2304 | MC12 2602 | MCD12 2304 | MC12 2104 | MCD12 2304 | MC12 2203 | MCD12 2203 |
|--------|-----------|--------------|---------------|--------------|---------------|--------------|---------------|--------------|---------------|--------------|---------------|--------------|---------------|--------------|---------------|--------------|---------------|--------------|---------------|
| | MC100212 | .40 | .18 | .50 | .19 | .25 | .16 | .50 | .19 | .50 | .20 | .51 | .19 | .50 | .50 | .38 | .24 | .30 | .17 |
| | MCD100212 | .27 | .18 | .31 | .18 | .24 | .16 | .28 | .20 | .26 | .20 | .29 | .18 | .26 | .26 | .27 | .24 | .25 | .17 |
| | MC100412 | .40 | .21 | .50 | .24 | .26 | .18 | .50 | .24 | .50 | .20 | .51 | .24 | .50 | .50 | .38 | .26 | .30 | .19 |
| | MCD100412 | .29 | .19 | .32 | .23 | .25 | .17 | .30 | .23 | .27 | .21 | .28 | .23 | .27 | .28 | .29 | .24 | .25 | .183 |
| | MC120412 | .40 | .18 | .50 | .18 | .25 | .16 | .40 | .18 | .40 | .16 | .36 | .18 | .40 | .40 | .38 | .21 | .30 | .173 |
| | MCD120412 | .21 | .17 | .22 | .17 | .20 | .16 | .22 | .17 | .21 | .17 | .20 | .17 | .21 | .22 | .21 | .18 | .21 | .16 |
| | MC160212 | .23 | .15 | .28 | .18 | .19 | .14 | .27 | .15 | .27 | .15 | .28 | .18 | .27 | .27 | .23 | .16 | .20 | .14 |
| | MCD160212 | .19 | .15 | .19 | .15 | .17 | .14 | .19 | .15 | .18 | .15 | .18 | .15 | .18 | .19 | .19 | .15 | .18 | .14 |
| | MC160412 | .33 | .23 | .44 | .24 | .24 | .18 | .44 | .23 | .44 | .20 | .38 | .24 | .38 | .44 | .33 | .26 | .26 | .19 |
| | MCD160412 | .23 | .17 | .26 | .21 | .22 | .16 | .26 | .21 | .26 | .19 | .25 | .21 | .21 | .26 | .23 | .24 | .22 | .16 |
| | MC170312 | .25 | .20 | .30 | .20 | .20 | .17 | .30 | .20 | .30 | .19 | .28 | .20 | .28 | .30 | .25 | .18 | .21 | .17 |
| | MCD170312 | .20 | .17 | .20 | .17 | .19 | .15 | .21 | .17 | .19 | .17 | .20 | .17 | .19 | .20 | .20 | .16 | .19 | .16 |

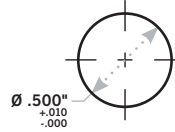
MC DIMENSIONS



- A** = Height/Diameter
- B** = Total Length
- D** = Elbow Radial Length

Panel Dimensions

| | PANEL OPENING | PANEL THICKNESS MAX.-MIN. | PANEL NUT HEX | PANEL NUT THREAD |
|--|---------------|---------------------------|---------------|------------------|
| COUPLING BODIES (except male thread) | see drawing | .50 – .05 | 5/8 | 1/2-24UNS |
| MALE THREAD | see drawing | .21 – .06 | 5/8 | 1/2-24UNS |
| COUPLING INSERTS | see drawing | .30 – .06 | 5/8 | 1/2-24UNS |



Coupling Bodies • CHROME-PLATED BRASS



TERMINATION IN-LINE PIPE THREAD

TUBING/THREAD SIZE METRIC EQ.

STRAIGHT THRU

SHUTOFF

A

B

| | | | | | |
|-----------|--|------------|-------------|-----|------|
| 1/8" NPT | | MC1002 | MCD1002 | .76 | 1.00 |
| 1/8" BSPT | | MC1002BSPT | MCD1002BSPT | .76 | 1.00 |
| 1/4" NPT | | MC1004 | MCD1004 | .76 | 1.10 |
| 1/4" BSPT | | MC1004BSPT | MCD1004BSPT | .76 | 1.10 |

PANEL MOUNT FERRULELESS POLYTUBE FITTING, PTF†

| | | | | | |
|-------------------|--------------------|---------|----------|-----|------|
| 5/32" OD, .10" ID | 4.0mm OD, 2.5mm ID | MC12025 | MCD12025 | .76 | 1.67 |
| 1/4" OD, .17" ID | 6.4mm OD, 4.3mm ID | MC1204 | MCD1204 | .76 | 1.77 |

PANEL MOUNT HOSE BARB

| | | | | | |
|----------|----------|--------|---------|-----|------|
| 1/8" ID | 3.2mm ID | MC1602 | MCD1602 | .76 | 1.67 |
| 3/16" ID | 4.8mm ID | MC1603 | MCD1603 | .76 | 1.89 |
| 1/4" ID | 6.4mm ID | MC1604 | MCD1604 | .76 | 1.89 |

PANEL MOUNT FEMALE THREAD

| | | | | | |
|-----------|--|----------|-----------|-----|------|
| 10-32 UNF | | MC181032 | MCD181032 | .76 | 1.22 |
|-----------|--|----------|-----------|-----|------|

PANEL MOUNT MALE THREAD

| | | | | | |
|----------|--|--------|---------|-----|------|
| 1/8" NPT | | MC1502 | MCD1502 | .76 | 1.20 |
|----------|--|--------|---------|-----|------|

IN-LINE FERRULELESS POLYTUBE FITTING, PTF†

| | | | | | |
|------------------|--------------------|--------|---------|-----|------|
| 1/4" OD, .17" ID | 6.4mm OD, 4.3mm ID | MC1304 | MCD1304 | .76 | 1.77 |
|------------------|--------------------|--------|---------|-----|------|

IN-LINE HOSE BARB

| | | | | | |
|----------|----------|--------|---------|-----|------|
| 1/8" ID | 3.2mm ID | MC1702 | MCD1702 | .76 | 1.67 |
| 3/16" ID | 4.8mm ID | MC1703 | MCD1703 | .76 | 1.89 |
| 1/4" ID | 6.4mm ID | MC1704 | MCD1704 | .76 | 1.89 |

All measurements are in inches (millimeters) unless otherwise noted. Tubing must meet stated inside and outside diameters.
 †NOTE: CPC's Ferruleless PTF (polytube fitting) terminations do not require ferrules to achieve a secure connection and are therefore easier to use and reuse. PTF fittings are designed for semi-rigid tubing, i.e., polyethylene, nylon, polyurethane, etc.
 NOTE: Elbow configurations are available. Contact CPC for more information.

Coupling Inserts • CHROME-PLATED BRASS



TERMINATION
IN-LINE
PIPE THREAD
(non-valved shown)

TUBING/THREAD SIZE **METRIC EQ.**
1/8" NPT
1/8" BSPT
1/4" NPT

STRAIGHT THRU
MC2402
MC2402BSPT
MC2404

SHUTOFF
MCD2402
MCD2402BSPT
MCD2404

A **B**
.58 1.03/1.43
.58/.72 1.03/1.43
.65 1.08/1.43

D



IN-LINE
PIPE THREAD
(FEMALE)

1/8" NPT Female
1/4" NPT Female
1/4" BSPP Female

MC2602
MC2604
MC2604BSPP

MCD2602
MCD2604
MCD2604BSPP

.58 .95/1.65
.72 1.15/1.82
.72 1.23/1.91



PANEL MOUNT
FERRULELESS
POLYTUBE FITTING,
PTF†

1/4" OD, .17" ID 6.4mm OD, 4.3mm ID

MC4004

MCD4004

.72 1.75/1.85



PANEL MOUNT
HOSE BARB

1/8" ID 3.2mm ID
3/16" ID 4.8mm ID
1/4" ID 6.4mm ID

MC4202
MC4203
MC4204

MCD4202
MCD4203
MCD4204

.72 1.65/1.75
.72 1.87/1.97
.72 1.87/1.97



IN-LINE
FERRULELESS
POLYTUBE FITTING,
PTF†

5/32" OD, .10" ID 4.0mm OD, 2.5mm ID
1/4" OD, .17" ID 6.4mm OD, 4.3mm ID
3/8" OD, .25" ID 9.5mm OD, 6.4mm ID

MC20025
MC2004
MC2006

MCD20025
MCD2004
MCD2006

.58 1.13/1.53
.58 1.15/1.55
.58 1.30/1.50



IN-LINE
HOSE BARB

1/8" ID 3.2mm ID
3/16" ID 4.8mm ID
1/4" ID 6.4mm ID

MC2202
MC2203
MC2204

MCD2202
MCD2203
MCD2204

.58 1.05/1.65
.58 1.25/1.85
.58 1.25/1.67



IN-LINE
FEMALE THREAD

10-32 UNF

MC281032

MCD281032

.58 .63/1.30



ELBOW
FERRULELESS
POLYTUBE FITTING,
PTF†

5/32" OD, .10" ID 4.0mm OD, 2.5mm ID
1/4" OD, .17" ID 6.4mm OD, 4.3mm ID

MC21025
MC2104

MCD21025
MCD2104

.63 1.18/1.28 .81
.63 1.18/1.28 .83



ELBOW
HOSE BARB

1/8" ID 3.2mm ID
1/4" ID 6.4mm ID

MC2302
MC2304

MCD2302
MCD2304

.62 1.18/1.28 .76
.63 1.18/1.28 .76

All measurements are in inches (millimeters) unless otherwise noted. Tubing must meet stated inside and outside diameters. Couplings are pictured with valves unless otherwise noted.

†Note: CPC's Ferruleless PTF (polytube fitting) terminations do not require ferrules to achieve a secure connection and are therefore easier to use and reuse. PTF fittings are designed for semi-rigid tubing, i.e., polyethylene, nylon, polyurethane, etc.

NOTE: Elbow configurations are available. Contact CPC for more information.

NS212 SERIES CONNECTOR



NS212 Series couplings were built on the company's proven platform of non-spill valves designed to provide fast, safe and leak-free fluid line connections. The NS212 is an easy, twist-to-connect coupling with an integrated locking mechanism and double-sided non-spill shutoff valves. It is also chemically resistant and ideal for a diverse range of applications including printing and ink management, analytical instrumentation, electronic cooling and chemical handling. NS212 couplings provide high-flow fluid transfer in a small footprint.

FEATURES

- Efficient, non-spill design
- Multiple seal materials
- Twist-to-connect locking
- Compact design
- Ultra low air inclusion

BENEFITS

- Disconnect under pressure with no spills
- Broad chemical compatibility for diverse applications
- Easy, non-spill connections in tight spaces
- High flow in a small connector
- Minimizes contaminants, reduces the need to purge lines

Specifications ● ● ●

PRESSURE:

Vacuum to 45 psi, 3.1 bar

TEMPERATURE:

32°F to 120°F (0°C to 49°C)

MATERIALS:

Main components: Glass-filled polypropylene

Valve spring: 316 stainless steel

Seal material:

EPDM (FKM/Simriz® FFKM optional)

COLOR: Gray with black accent standard

TUBING SIZES:

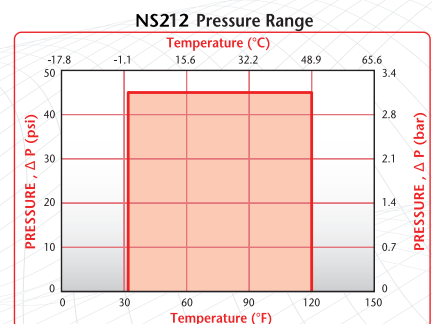
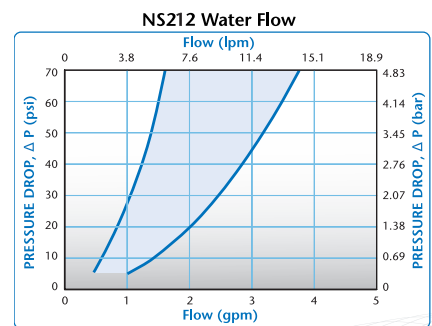
1/8" and 1/4" ID, 3.2mm and 6.4mm ID

SPILLAGE: <0.025 cc/disconnect

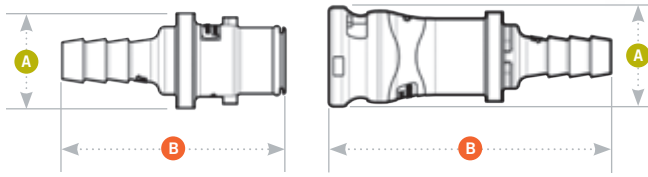
INCLUSION: 0.009 cc/connect

WARNING: Pressure, temperature, chemicals, and operating environment can affect the performance of couplings. It is the customer's responsibility to test the suitability of CPC's products in their own application conditions.

These graphs are intended to give you a general idea of the performance capabilities of each product line. The shaded area of each graph represents the operating range of the product family, i.e., upper and lower values are shown. Therefore, depending on the exact coupling configurations selected, you can reasonably expect values to fall within the shaded area.



NS212 DIMENSIONS



A = Height/Diameter **B** = Total Length

Panel Dimensions

| | PANEL OPENING | PANEL THICKNESS MAX.-MIN. |
|-----------------|---------------|------------------------------|
| COUPLING BODIES | see drawing | .30-.05 |



Coupling Bodies • POLYPROPYLENE



| TERMINATION | TUBING | METRIC EQ. | SHUTOFF | A | B |
|---|--------------------|----------------------|--------------------------|------------|--------------|
| IN-LINE PIPE THREAD | 1/8" NPT | | NS2D100212 | .71 | 1.74 |
| IN-LINE FERRULESS POLYTUBE FITTING, PTF† | 1/4" OD, .17 ID | 6.4mm OD, 4.3mm ID | NS2D130412 | .71 | 1.87 |
| IN-LINE HOSE BARB | 1/8" ID 1/4" ID | 3.2mm ID 6.4mm ID | NS2D170212 NS2D170412 | .71 .71 | 1.87 2.05 |
| PANEL MOUNT FERRULESS POLYTUBE FITTING, PTF† | 1/4" OD, .17 ID | 6.4mm OD, 4.3mm ID | NS2D120412 | .88 | 1.87 |
| PANEL MOUNT HOSE BARB | 1/8" ID 1/4" ID | 3.2mm ID 6.4mm ID | NS2D160212 NS2D160412 | .88 .88 | 1.79 2.05 |

Coupling Inserts • POLYPROPYLENE



| TERMINATION | TUBING SIZE | METRIC EQ. | SHUTOFF | A | B |
|---|--------------------|----------------------|--------------------------|------------|--------------|
| IN-LINE PIPE THREAD | 1/8" NPT | | NS2D240212 | .64 | 1.27 |
| IN-LINE FERRULESS POLYTUBE FITTING, PTF† | 1/4" OD, .17 ID | 6.4mm OD, 4.3mm ID | NS2D200412 | .64 | 1.39 |
| IN-LINE HOSE BARB | 1/8" ID 1/4" ID | 3.2mm ID 6.4mm ID | NS2D220212 NS2D220412 | .64 .64 | 1.32 1.52 |

The NS212 does not mate with NS2. Contact CPC for additional compatibility information.

Accessories

| DESCRIPTION | MATERIAL | PART NO. |
|---|----------|----------|
| PANEL MOUNT GASKET REPLACEMENT: For sealing panel mount bodies listed above | Buna-N | 1830300 |

All measurements are in inches (millimeters) unless otherwise noted. Tubing must meet stated inside and outside diameters. PTF fittings are designed for semi-rigid tubing, i.e., polyethylene, nylon, polyurethane, etc. †NOTE: CPC's Ferruleless PTF (polytube fitting) terminations do not require ferrules to achieve a secure connection and are therefore easier to use and reuse.

PLC SERIES CONNECTOR



The 1/4" flow PLC Series is proven worldwide in thousands of applications and offers the widest selection of sizes and configurations. PLC couplings are injection molded from acetal thermoplastic and are resistant to most mild chemical solutions. One-hand connection/disconnection, plus integral terminations make the PLC Series the choice for ease of use and manufacture.

FEATURES

- CPC thumb latch
- Integral terminations
- Clicks when connected
- Compatible

BENEFITS

- One-hand connection and disconnection
- Fewer leak points, shorter assemblies, faster installations
- Assurance of a reliable connection
- Mates with LC and PLC12 Series couplings

Specifications ● ● ●

PRESSURE:

Vacuum to 120 psi, 8.3 bar

TEMPERATURE:

-40°F to 180° F (-40°C to 82°C)

MATERIALS:

- Main components and valves: Acetal
- Thumb latch: Stainless steel
- Valve spring: 316 stainless steel
- External springs and pin: Stainless steel
- O-rings: Buna-N

COLOR: Natural white, others available

TUBING SIZES:

1/4" to 3/8" ID, 6.4mm to 9.5mm ID

JG® TUBING SPECIFICATIONS:

Tube tolerances: 1/4" OD, +0.001/-0.004 | 3/8" OD, +0.001/-0.004

Tube Types: Plastic tube: Polyethylene, nylon, polyurethane. For soft or thin wall tubing with JG® terminations, tube supports are recommended.

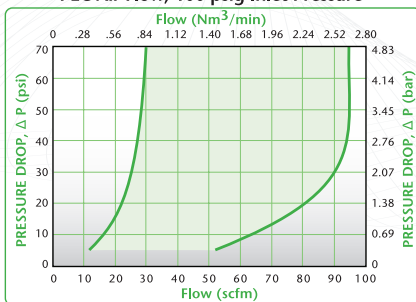
Metal tube: Brass, copper and mild steel

Also available in NSF listed versions, please visit our website for part number information.

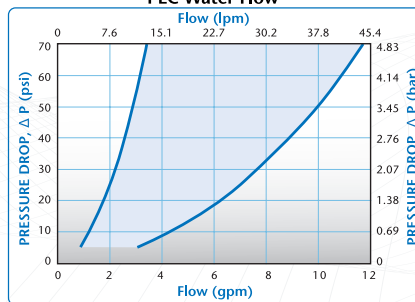


These graphs are intended to give you a general idea of the performance capabilities of each product line. The shaded area of each graph represents the operating range of the product family, i.e., upper and lower values are shown. Therefore, depending on the exact coupling configurations selected, you can reasonably expect values to fall within the shaded area.

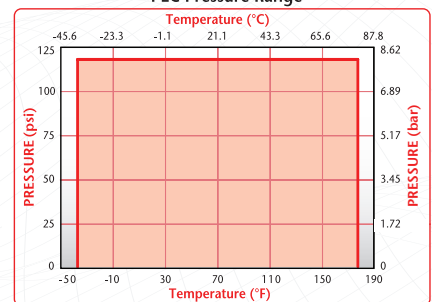
PLC Air Flow, 100 psig Inlet Pressure



PLC Water Flow



PLC Pressure Range



Decoding Coupling Options

Often times, it can be an overwhelming task to decipher which coupling best fits your application needs. The chart below helps to decode popular CPC couplings.

| 1/4" FLOW OPTIONS | PRIMARY MATERIAL | O-RING | APPLICATION BENEFITS |
|-------------------|----------------------------|--------|---|
| PLC | Acetal | Buna-N | General purpose plastic connector with metal latch |
| PLC12 | Polypropylene | EPDM | Expanded chemical compatibility |
| LC | Chrome-Plated Brass | Buna-N | Higher operating temperature and pressure |
| APC | Acetal | Buna-N | Plastic thumb latch |
| BREAKAWAY® | Acetal | Buna-N | Breakaway latch |
| NS4 | Glass-filled polypropylene | EPDM | Drybreak, non-spill connect and disconnect, even under pressure |

For further information please contact CPC Customer Service at 1-800-444-2474 or 651-645-0091.

Liquid Flow Rate Information for Couplings

The chart below shows the flow rate for CPC couplings. Each coupling was tested with water at 70°F (21°C). To determine flow rates for specific coupling configurations use the formula at the right.

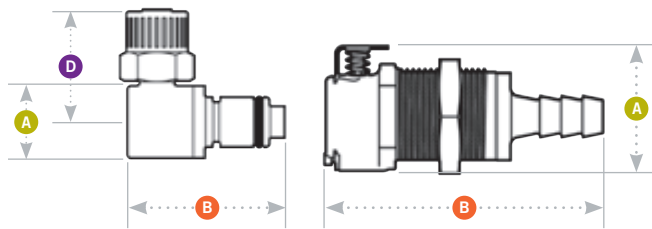
$$Q = C_v \sqrt{\frac{\Delta P}{S}}$$

- Q = Flow rate in gallons per minute
- C_v = Average coefficient across various flow rates (see chart)
- ΔP = Pressure drop across coupling (psi)
- S = Specific gravity of liquid

C_v VALUES FOR 1/4" FLOW PLC COUPLINGS

| BODIES | INSERTS | PLC 20004 | PLCD 20004 | PLC 20006 | PLCD 20006 | PLC 22004 | PLCD 22004 | PLC 22006 | PLCD 22006 | PLC 24004 | PLCD 24004 | PLC 24006 | PLCD 24006 | PLC 26004 |
|--------|-----------|-----------|------------|-----------|------------|-----------|------------|-----------|------------|-----------|------------|-----------|------------|-----------|
| | PLC10004 | .40 | .36 | 1.05 | .58 | .83 | .56 | 1.40 | .82 | 1.40 | .75 | 1.40 | .77 | .83 |
| | PLCD10004 | .36 | .31 | .73 | .48 | .66 | .41 | .82 | .50 | .80 | .45 | .77 | .45 | .81 |
| | PLC10006 | .40 | .36 | 1.05 | .60 | .83 | .56 | 1.40 | .81 | 1.40 | .76 | 1.40 | .76 | .83 |
| | PLCD10006 | .37 | .31 | .81 | .47 | .70 | .43 | 1.02 | .51 | .98 | .46 | .99 | .48 | .98 |
| | PLC12006 | .38 | .36 | .84 | .63 | .74 | .56 | 1.14 | .75 | 1.14 | .70 | 1.14 | .72 | .74 |
| | PLCD12006 | .38 | .33 | .78 | .49 | .68 | .44 | .84 | .49 | .81 | .43 | .82 | .44 | .81 |
| | PLC16004 | .38 | .37 | .87 | .54 | .95 | .51 | 1.00 | .70 | .95 | .64 | 1.00 | .66 | .95 |
| | PLCD16004 | .37 | .31 | .61 | .44 | .57 | .41 | .78 | .44 | .78 | .43 | .75 | .46 | .78 |
| | PLC16006 | .38 | .37 | 1.00 | .57 | .95 | .53 | 1.40 | .80 | 1.40 | .71 | 1.40 | .73 | 1.40 |
| | PLCD16006 | .38 | .32 | .71 | .49 | .63 | .42 | .89 | .51 | .96 | .45 | .92 | .49 | .97 |

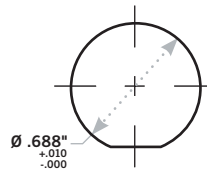
PLC DIMENSIONS



- A** = Height/Diameter
- B** = Total Length
- D** = Elbow Radial Length

Panel Dimensions

| | PANEL OPENING | PANEL THICKNESS MAX.-MIN. | PANEL NUT HEX | PANEL NUT THREAD |
|-------------------------|---------------|---------------------------|---------------|------------------|
| COUPLING BODIES | see drawing | .50 - .05 | 13/16 | 11/16-24UNEF |
| COUPLING INSERTS | see drawing | .30 - .05 | 13/16 | 11/16-24UNEF |



Coupling Bodies • ACETAL

| | TUBING/THREAD SIZE | METRIC EQ. | STRAIGHT THRU | SHUTOFF | A | B |
|---|--------------------|---------------------|---------------|---------------|----------|-------------|
| TERMINATION IN-LINE PIPE THREAD | 1/4" NPT | | PLC10004 | PLCD10004 | .90 | 1.17 |
| | 1/4" BSPT | | PLC10004BSPT | PLCD10004BSPT | .90 | 1.15 |
| | 3/8" NPT | | PLC10006 | PLCD10006 | .90 | 1.15 |
| | 3/8" BSPT | | PLC10006BSPT | PLCD10006BSPT | .90 | 1.15 |
| PANEL MOUNT FERRULELESS POLYTUBE FITTING, PTF† | 1/4" OD, .17" ID | 6.4mm OD, 4.3mm ID | PLC12004 | PLCD12004 | .88 | 1.87 |
| | | 8.0mm OD, 6.0mm ID | PLC120M8 | PLCD120M8 | .88 | 1.95 |
| | 3/8" OD, .25" ID | 9.5mm OD, 6.4mm ID | PLC12006 | PLCD12006 | .88 | 1.95 |
| | | 10.0mm OD, 8.0mm ID | PLC120M10 | PLCD120M10 | .88 | 1.95 |
| PANEL MOUNT HOSE BARB | 1/4" ID | 6.4mm ID | PLC16004 | PLCD16004 | .88 | 1.95 |
| | 5/16" ID | 7.9mm ID | PLC16005 | PLCD16005 | .88 | 1.95 |
| | 3/8" ID | 9.5mm ID | PLC16006 | PLCD16006 | .88 | 1.95 |
| PANEL MOUNT JG® PUSH-TO-CONNECT | 1/4" OD | 6.4mm OD | PLC11004 | PLCD11004 | .88 | 1.95 |
| IN-LINE FERRULELESS POLYTUBE FITTING, PTF† | 1/4" OD, .17" ID | 6.4mm OD, 4.3mm ID | PLC13004 | PLCD13004 | .94 | 1.82 |
| | | 8.0mm OD, 6.0mm ID | PLC130M8 | PLCD130M8 | .94 | 1.95 |
| | 3/8" OD, .25" ID | 9.5mm OD, 6.4mm ID | PLC13006 | PLCD13006 | .94 | 1.95 |
| | | 10.0mm OD, 8.0mm ID | PLC130M10 | PLCD130M10 | .94 | 1.95 |
| IN-LINE HOSE BARB | 1/4" ID | 6.4mm ID | PLC17004 | PLCD17004 | .94 | 1.80 / 1.95 |
| | 5/16" ID | 7.9mm ID | PLC17005 | PLCD17005 | .94 | 1.95 |
| | 3/8" ID | 9.5mm ID | PLC17006 | PLCD17006 | .94 | 1.80 / 1.95 |
| IN-LINE JG® PUSH-TO-CONNECT | 1/4" OD | 6.4mm OD | PLC14004 | PLCD14004 | .94 | 1.95 |
| | 3/8" OD | 9.5mm OD | PLC14006 | PLCD14006 | .94 | 2.09 |

All measurements are in inches (millimeters) unless otherwise noted. Tubing must meet stated inside and outside diameters.
 †NOTE: CPC's Ferruleless Polytube Fitting terminations do not require ferrules to achieve a secure connection, which makes them easier to use and reuse. PTF fittings are designed for semi-rigid tubing, i.e., polyethylene, nylon, polyurethane, etc. NOTE: JG is a registered trademark of John Guest USA, Inc.

Coupling Inserts • ACETAL



TERMINATION IN-LINE PIPE THREAD

TUBING/THREAD SIZE METRIC EQ.

STRAIGHT THRU

SHUTOFF

A

B

D

| | | | | | | |
|-----------|--|--|--------------|---------------|-----|-----------|
| 1/4" NPT | | | PLC24004 | PLCD24004 | .72 | 1.25/1.66 |
| 1/4" BSPT | | | PLC24004BSPT | PLCD24004BSPT | .72 | 1.53/1.66 |
| 3/8" NPT | | | PLC24006 | PLCD24006 | .87 | 1.25/1.63 |
| 3/8" BSPT | | | PLC24006BSPT | PLCD24006BSPT | .87 | 1.51/1.63 |

PANEL MOUNT FERRULELESS POLYTUBE FITTING, PTF†

| | | | | | | |
|------------------|---------------------|--|-----------|------------|-----|-----------|
| 1/4" OD, .17" ID | 6.4mm OD, 4.3mm ID | | PLC40004 | PLCD40004 | .94 | 1.78/1.91 |
| | 8.0mm OD, 6.0mm ID | | PLC400M8 | PLCD400M8 | .94 | 1.91/2.03 |
| 3/8" OD, .25" ID | 9.5mm OD, 6.4mm ID | | PLC40006 | PLCD40006 | .94 | 1.91/2.05 |
| | 10.0mm OD, 8.0mm ID | | PLC400M10 | PLCD400M10 | .94 | 1.91/2.05 |

PANEL MOUNT HOSE BARB

| | | | | | | |
|----------|----------|--|----------|-----------|-----|-----------|
| 1/4" ID | 6.4mm ID | | PLC42004 | PLCD42004 | .94 | 1.91/2.05 |
| 5/16" ID | 7.9mm ID | | PLC42005 | PLCD42005 | .94 | 1.91/2.05 |
| 3/8" ID | 9.5mm ID | | PLC42006 | PLCD42006 | .94 | 1.91/2.05 |

PANEL MOUNT JG® PUSH-TO- CONNECT

| | | | | | | |
|---------|----------|--|----------|-----------|-----|-----------|
| 1/4" OD | 6.4mm OD | | PLC41004 | PLCD41004 | .94 | 1.91/2.05 |
|---------|----------|--|----------|-----------|-----|-----------|

IN-LINE FERRULELESS POLYTUBE FITTING, PTF†

| | | | | | | |
|------------------|---------------------|--|-----------|------------|-----|-----------|
| 1/4" OD, .17" ID | 6.4mm OD, 4.3mm ID | | PLC20004 | PLCD20004 | .72 | 1.25/1.88 |
| | 8.0mm OD, 6.0mm ID | | PLC200M8 | PLCD200M8 | .72 | 1.38/1.82 |
| 3/8" OD, .25" ID | 9.5mm OD, 6.4mm ID | | PLC20006 | PLCD20006 | .72 | 1.38/1.82 |
| | 10.0mm OD, 8.0mm ID | | PLC200M10 | PLCD200M10 | .72 | 1.38/1.82 |

IN-LINE HOSE BARB

| | | | | | | |
|----------|----------|--|----------|-----------|-----|-----------|
| 1/4" ID | 6.4mm ID | | PLC22004 | PLCD22004 | .62 | 1.35/1.99 |
| 5/16" ID | 7.9mm ID | | PLC22005 | PLCD22005 | .62 | 1.35/1.99 |
| 3/8" ID | 9.5mm ID | | PLC22006 | PLCD22006 | .62 | 1.36/1.81 |

IN-LINE JG® PUSH-TO- CONNECT

| | | | | | | |
|---------|----------|--|----------|-----------|-----|-----------|
| 1/4" OD | 6.4mm OD | | PLC29004 | PLCD29004 | .63 | 1.35/1.95 |
| 3/8" OD | 9.5mm OD | | PLC29006 | PLCD29006 | .78 | 1.51/2.11 |

ELBOW FERRULELESS POLYTUBE FITTING, PTF†

| | | | | | | | |
|------------------|--------------------|--|----------|-----------|---------|-----------|---------|
| 3/8" OD, .25" ID | 9.5mm OD, 6.4mm ID | | PLC21006 | PLCD21006 | .61/.62 | 1.22/1.35 | .85/.96 |
|------------------|--------------------|--|----------|-----------|---------|-----------|---------|

ELBOW HOSE BARB

| | | | | | | | |
|---------|----------|--|----------|-----------|---------|-----------|---------|
| 1/4" ID | 6.4mm ID | | PLC23004 | PLCD23004 | .67/.63 | 1.10/1.28 | .85/.96 |
| 3/8" ID | 9.5mm ID | | PLC23006 | PLCD23006 | .67/.63 | 1.25/1.28 | .90/.96 |

All measurements are in inches (millimeters) unless otherwise noted. Tubing must meet stated inside and outside diameters. Couplings are pictured with valves unless otherwise noted.

†NOTE: CPC's Ferruleless Polytube Fitting terminations do not require ferrules to achieve a secure connection, which makes them easier to use and reuse. PTF fittings are designed for semi-rigid tubing, i.e., polyethylene, nylon, polyurethane, etc. NOTE: JG is a registered trademark of John Guest USA, Inc.

PLC12 SERIES CONNECTOR



The 1/4" flow polypropylene PLC12 offers many of the same configuration options as the PLC. The polypropylene material adds greater chemical resistance for more demanding applications. PLC12 couplings are also gamma sterilizable. PLC12 couplings are also gamma sterilizable and available with optional RFID (Radio Frequency Identification) capability (see page 96).

Specifications ● ● ●

PRESSURE:

Vacuum to 120 psi, 8.3 bar

TEMPERATURE:

32°F to 160°F (0°C to 71°C)

MATERIALS:

Main components and valves:

Polypropylene

Thumb latch: Stainless steel

Valve spring: 316 stainless steel

External springs and pin: Stainless steel

O-rings: EPDM

STERILIZATION:

Gamma: Up to 50 kGy irradiation

COLOR: Almond

TUBING SIZES:

1/4" to 3/8" ID, 6.4mm to 9.5mm ID

WARNING: Pressure, temperature, chemicals, and operating environment can affect the performance of couplings. It is the customer's responsibility to test the suitability of CPC's products in their own application conditions. Use the graph at the right as a guide.

PLC12 Couplings are gamma sterilizable; see page 162 for more information on sterilization and disinfection

FEATURES

Polypropylene material

EPDM o-rings

CPC thumb latch

Integral terminations

BENEFITS

Chemically resistant and gamma sterilizable

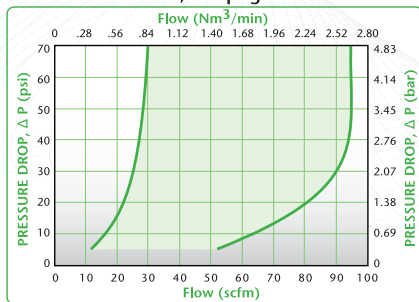
Greater chemical resistance

One-hand connection and disconnection

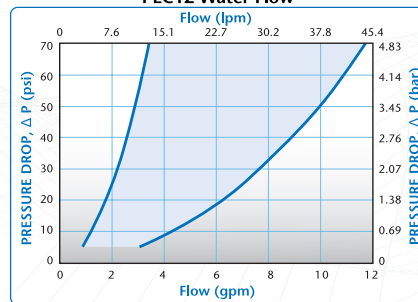
Fewer leak points, shorter assemblies, faster installations

⚠ These graphs are intended to give you a general idea of the performance capabilities of each product line. The shaded area of each graph represents the operating range of the product family, i.e., upper and lower values are shown. Therefore, depending on the exact coupling configurations selected, you can reasonably expect values to fall within the shaded area.

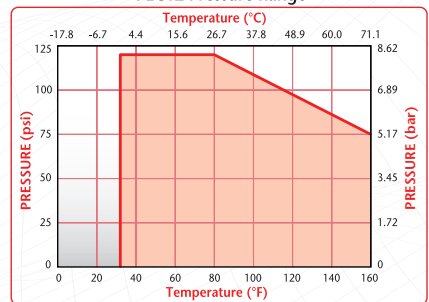
PLC12 Air Flow, 100 psig Inlet Pressure



PLC12 Water Flow



PLC12 Pressure Range



Liquid Flow Rate Information for Couplings

The chart below shows the flow rate for CPC couplings. Each coupling was tested with water at 70°F (21°C). To determine flow rates for specific coupling configurations use the formula at the right.

$$Q = C_v \sqrt{\frac{\Delta P}{S}}$$

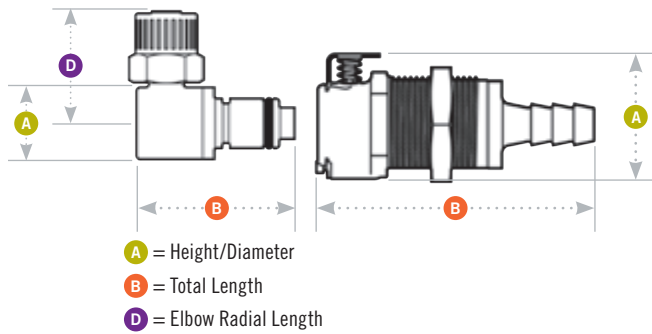
- Q = Flow rate in gallons per minute
- C_v = Average coefficient across various flow rates (see chart)
- ΔP = Pressure drop across coupling (psi)
- S = Specific gravity of liquid

C_v VALUES FOR 1/4" FLOW PLC12 COUPLINGS

| BODIES \ INSERTS | PLC12 20004 | PLCD12 20004 | PLC12 20006 | PLCD12 20006 | PLC12 22004 | PLCD12 22004 | PLC12 22006 | PLCD12 22006 | PLC12 24004 | PLCD12 24004 | PLC12 24006 | PLCD12 24006 | PLC12 26004 |
|------------------|----------------|-----------------|----------------|-----------------|----------------|-----------------|----------------|-----------------|----------------|-----------------|----------------|-----------------|----------------|
| PLC1000412 | .40 | .36 | 1.05 | .58 | .83 | .56 | 1.40 | .82 | 1.40 | .75 | 1.40 | .77 | .83 |
| PLCD1000412 | .36 | .31 | .73 | .48 | .66 | .41 | .82 | .50 | .80 | .45 | .77 | .45 | .81 |
| PLC1000612 | .40 | .36 | 1.05 | .60 | .83 | .56 | 1.40 | .81 | 1.40 | .76 | 1.40 | .76 | .83 |
| PLCD1000612 | .37 | .31 | .81 | .47 | .70 | .43 | 1.02 | .51 | .98 | .46 | .99 | .48 | .98 |
| PLC1200612 | .38 | .36 | .84 | .63 | .74 | .56 | 1.14 | .75 | 1.14 | .70 | 1.14 | .72 | .74 |
| PLCD1200612 | .38 | .33 | .78 | .49 | .68 | .44 | .84 | .49 | .81 | .43 | .82 | .44 | .81 |
| PLC1600412 | .38 | .37 | .87 | .54 | .95 | .51 | 1.00 | .70 | .95 | .64 | 1.00 | .66 | .95 |
| PLCD1600412 | .37 | .31 | .61 | .44 | .57 | .41 | .78 | .44 | .78 | .43 | .75 | .46 | .78 |
| PLC1600612 | .38 | .37 | 1.00 | .57 | .95 | .53 | 1.40 | .80 | 1.40 | .71 | 1.40 | .73 | 1.40 |
| PLCD1600612 | .38 | .32 | .71 | .49 | .63 | .42 | .89 | .51 | .96 | .45 | .92 | .49 | .97 |

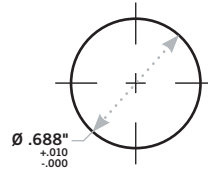
NOTES:

PLC12 DIMENSIONS



Panel Dimensions

| | PANEL OPENING | PANEL THICKNESS MAX.-MIN. | PANEL NUT HEX | PANEL NUT THREAD |
|-------------------------|---------------|---------------------------|---------------|------------------|
| COUPLING BODIES | see drawing | .30 - .02 | 13/16 | 11/16-24UNEF |
| COUPLING INSERTS | see drawing | .30 - .02 | 13/16 | 11/16-24UNEF |



Coupling Bodies • POLYPROPYLENE



TERMINATION IN-LINE PIPE THREAD

TUBING/THREAD SIZE METRIC EQ.

STRAIGHT THRU

SHUTOFF

A

B

| | | | | | |
|-----------|--|----------------|-----------------|------|------|
| 1/4" NPT | | PLC1000412 | PLCD1000412 | 1.00 | 1.15 |
| 1/4" BSPT | | PLC1000412BSPT | PLCD1000412BSPT | 1.00 | 1.15 |
| 3/8" NPT | | PLC1000612 | PLCD1000612 | 1.00 | 1.15 |
| 3/8" BSPT | | PLC1000612BSPT | PLCD1000612BSPT | 1.00 | 1.15 |

PANEL MOUNT FERRULELESS POLYTUBE FITTING, PTF†

| | | | | | |
|------------------|--------------------|------------|-------------|------|------|
| 3/8" OD, 1/4" ID | 9.5mm OD, 6.4mm ID | PLC1200612 | PLCD1200612 | 1.00 | 1.95 |
|------------------|--------------------|------------|-------------|------|------|

PANEL MOUNT HOSE BARB

| | | | | | |
|---------|----------|------------|-------------|------|------|
| 1/4" ID | 6.4mm ID | PLC1600412 | PLCD1600412 | 1.00 | 1.95 |
| 3/8" ID | 9.5mm ID | PLC1600612 | PLCD1600612 | 1.00 | 1.95 |

IN-LINE FERRULELESS POLYTUBE FITTING, PTF†

| | | | | | |
|------------------|--------------------|------------|-------------|------|------|
| 3/8" OD, 1/4" ID | 9.5mm OD, 6.4mm ID | PLC1300612 | PLCD1300612 | 1.02 | 1.96 |
|------------------|--------------------|------------|-------------|------|------|

IN-LINE HOSE BARB

| | | | | | |
|---------|----------|------------|-------------|------|------|
| 1/4" ID | 6.4mm ID | PLC1700412 | PLCD1700412 | 1.02 | 1.96 |
| 3/8" ID | 9.5mm ID | PLC1700612 | PLCD1700612 | 1.02 | 1.96 |

IN-LINE SOFTUBE™ FITTING

| | | | | | |
|------------------|---------------------|--|--------------|------|------|
| 3/8" OD, 1/4" ID | 9.5mm OD, 6.4mm ID | | PLCD17040612 | 1.02 | 2.20 |
| 1/2" OD, 3/8" ID | 12.7mm OD, 9.5mm ID | | PLCD17060812 | 1.02 | 2.36 |

PLC12 Coupling Readers • POLYPROPYLENE



TERMINATION IN-LINE HOSE BARB (RS-232 Interface)

TUBING/THREAD SIZE METRIC EQ.

STRAIGHT THRU

SHUTOFF

A

B

| | | | | | |
|---------|----------|--|---------------|------|------|
| 1/4" ID | 6.4mm ID | | iPLCDR1700400 | 1.39 | 2.78 |
| 3/8" ID | 9.5mm ID | | iPLCDR1700600 | 1.39 | 2.78 |

IN-LINE HOSE BARB (USB Interface)

| | | | | | |
|---------|----------|--|---------------|------|-----------|
| 1/4" ID | 6.4mm ID | | iPLCDR1700401 | 1.00 | 1.38/2.05 |
| 3/8" ID | 9.5mm ID | | iPLCDR1700601 | 1.05 | 1.74/1.87 |

All measurements are in inches (millimeters) unless otherwise noted. Tubing must meet stated inside and outside diameters.
 †NOTE: CPC's Ferruleless Polytube Fitting terminations do not require ferrules to achieve a secure connection, which makes them easier to use and reuse. PTF fittings are designed for semi-rigid tubing, i.e., polyethylene, nylon, polyurethane, etc. NOTE: JG is a registered trademark of John Guest USA, Inc.

Coupling Inserts • POLYPROPYLENE



TERMINATION IN-LINE PIPE THREAD

PANEL MOUNT HOSE BARB

IN-LINE FERRULELESS POLYTUBE FITTING, PTF†

IN-LINE HOSE BARB

IN-LINE SOFTUBE™ FITTING

ELBOW FERRULELESS POLYTUBE FITTING, PTF†

ELBOW HOSE BARB

IN-LINE HOSE BARB (RS-232 Interface)

ELBOW HOSE BARB (RS-232 Interface)

TUBING/THREAD SIZE **METRIC EQ.**
1/4" NPT

STRAIGHT THRU
PLC2400412

SHUTOFF
PLCD2400412

A
.72

B
1.26/1.67

D

1/4" ID 6.4mm ID PLC4200412 PLCD4200412 .94 1.91/2.05
3/8" ID 9.5mm ID PLC4200612 PLCD4200612 .94 1.91/2.05

3/8" OD, 1/4" ID 9.5mm OD, 6.4mm ID PLC2000612 PLCD2000612 .72 1.68/1.82

1/4" ID 6.4mm ID PLC2200412 PLCD2200412 .63 1.35/2.00
3/8" ID 9.5mm ID PLC2200612 PLCD2200612 .63 1.35/1.82

3/8" OD, 1/4" ID 9.5mm OD, 6.4mm ID PLCD22040612 .72 2.23
1/2" OD, 3/8" ID 12.7mm OD, 9.5mm ID PLCD22060812 .72 2.18

3/8" OD, 1/4" ID 9.5mm OD, 6.4mm ID PLC2100612 PLCD2100612 .61/.62 1.29/1.36 .95

1/4" ID 6.4mm ID PLC2300412 PLCD2300412 .63 1.22/1.36 .96
3/8" ID 9.5mm ID PLC2300612 PLCD2300612 .63 1.28/1.42 .96

1/4" ID 6.4mm ID iPLCT2200400 iPLCDT2200400 1.39 2.78
3/8" ID 9.5mm ID iPLCT2200600 iPLCDT2200600 1.39 2.78

1/4" ID 6.4mm ID iPLCT2300400 iPLCDT2300400 1.48 1.27/1.40
3/8" ID 9.5mm ID iPLCT2300600 iPLCDT2300600 1.48 1.33/1.46

All measurements are in inches (millimeters) unless otherwise noted. Tubing must meet stated inside and outside diameters. Couplings are pictured with valves unless otherwise noted.

†NOTE: CPC's Ferruleless Polytube Fitting terminations do not require ferrules to achieve a secure connection, which makes them easier to use and reuse. PTF fittings are designed for semi-rigid tubing, i.e., polyethylene, nylon, polyurethane, etc. NOTE: JG is a registered trademark of John Guest USA, Inc.

LC SERIES CONNECTOR



CPC's LC Series chrome-plated brass couplings are built tough and made to last in the most demanding applications. Ideal for use with higher temperature or pressure, the LC Series features a one-hand operation for swift and easy connects and disconnects. These couplings offer the flexibility of multiple configurations and terminations to mate with both the PLC acetal and PLC12 polypropylene couplings.

FEATURES

Brass material

Chrome plating

High temperature capability

CPC thumb latch

Compatible

BENEFITS

Durable construction withstands higher pressure and temperature

Attractive appearance

Versions rated to 400°F (204°C)

One-hand connection and disconnection

LC mates with PLC Series couplings

Specifications ● ● ●

PRESSURE:

Vacuum to 250 psi, 17.3 bar

TEMPERATURE:

-40°F to 180°F (-40°C to 82°C)
(High temperature versions available with ratings to 400°F)

MATERIALS:

Main components: Chrome-plated brass

Thumb latch: Stainless steel

Valves: Acetal

Valve springs: 316 stainless steel

External springs and pin: Stainless steel

O-rings: Buna-N

FINISH:

Chrome

TUBING SIZES:

1/4" to 3/8" ID, 6.4mm to 9.5mm ID

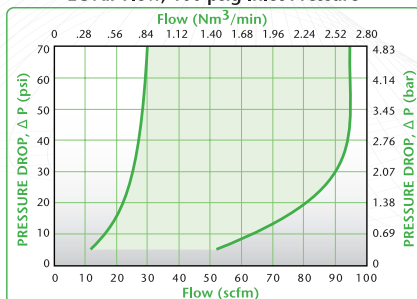
WARNING: Pressure, temperature, chemicals, and operating environment can affect the performance of couplings. It is the customer's responsibility to test the suitability of CPC's products in their own application conditions.

*Note:
High temperature versions available with ratings to 400 F. Call customer service for more information.*

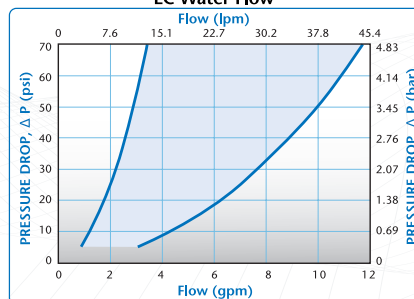
Also available in NSF listed versions for food-based applications, please visit our website for part number information.



LC Air Flow, 100 psig Inlet Pressure



LC Water Flow



◀ These graphs are intended to give you a general idea of the performance capabilities of each product line. The shaded area of each graph represents the operating range of the product family, i.e., upper and lower values are shown. Therefore, depending on the exact coupling configurations selected, you can reasonably expect values to fall within the shaded area.

DID YOU KNOW?

O-RING SELECTION IS A KEY DECISION in determining which connector will perform best in your specific application. Understanding the material characteristics and how they can be affected by both the media being transferred and the environment in which the connector is being used is important.

BUNA-N is the most common o-ring seal due to its solvent, oil and water resistance. Temperature range is -40°F to 250°F.


FKM is best suited for applications where chemical and strong acid resistance and/or high temperatures are a requirement. The temperature range is -15°F to 400°F.

EPDM has excellent resistance to polar solvents. This o-ring is not compatible with petroleum. The temperature range is -70°F to 300°F.

SILICONE seals have good temperature resistance. The temperature range is -70°F to 400°F and with special compounds can reach 175°F to 450°F. Silicone can also be supplied with Class VI requirements for medical/bioprocessing applications.

For further information about which o-ring is best suited for your application, please contact CPC Customer Service at 1-800-444-2474 or 651-645-0091.

NOTES:



Liquid Flow Rate Information for Couplings

The chart below shows the flow rate for CPC couplings. Each coupling was tested with water at 70°F (21°C). To determine flow rates for specific coupling configurations use the formula at the right.

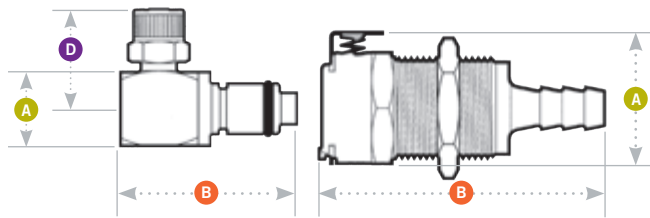
$$Q = C_v \sqrt{\frac{\Delta P}{S}}$$

- Q = Flow rate in gallons per minute
- C_v = Average coefficient across various flow rates (see chart)
- ΔP = Pressure drop across coupling (psi)
- S = Specific gravity of liquid

C_v VALUES FOR 1/4" FLOW LC COUPLINGS

| BODIES | INSERTS | LC 20004 | LCD 20004 | LC 20006 | LCD 20006 | LC 22004 | LCD 22004 | LC 22006 | LCD 22006 | LC 24004 | LCD 24004 | LC 24006 | LCD 24006 | LC 26004 |
|--------|----------|-------------|--------------|-------------|--------------|-------------|--------------|-------------|--------------|-------------|--------------|-------------|--------------|-------------|
| | LC10004 | .40 | .36 | 1.05 | .58 | .83 | .56 | 1.40 | .82 | 1.40 | .75 | 1.40 | .77 | .83 |
| | LCD10004 | .36 | .31 | .73 | .48 | .66 | .41 | .82 | .50 | .80 | .45 | .77 | .45 | .81 |
| | LC10006 | .40 | .36 | 1.05 | .60 | .83 | .56 | 1.40 | .81 | 1.40 | .76 | 1.40 | .76 | .83 |
| | LCD10006 | .37 | .31 | .81 | .47 | .70 | .43 | 1.02 | .51 | .98 | .46 | .99 | .48 | .98 |
| | LC12006 | .38 | .36 | .84 | .63 | .74 | .56 | 1.14 | .75 | 1.14 | .70 | 1.14 | .72 | .74 |
| | LCD12006 | .38 | .33 | .78 | .49 | .68 | .44 | .84 | .49 | .81 | .43 | .82 | .44 | .81 |
| | LC16004 | .38 | .37 | .87 | .54 | .95 | .51 | 1.00 | .70 | .95 | .64 | 1.00 | .66 | .95 |
| | LCD16004 | .37 | .31 | .61 | .44 | .57 | .41 | .78 | .44 | .78 | .43 | .75 | .46 | .78 |
| | LC16006 | .38 | .37 | 1.00 | .57 | .95 | .53 | 1.40 | .80 | 1.40 | .71 | 1.40 | .73 | 1.40 |
| | LCD16006 | .38 | .32 | .71 | .49 | .63 | .42 | .89 | .51 | .96 | .45 | .92 | .49 | .97 |

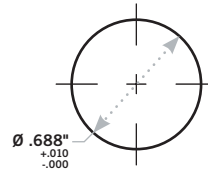
LC DIMENSIONS



- A** = Height/Diameter
- B** = Total Length
- D** = Elbow Radial Length

Product Dimensions

| | PANEL OPENING | PANEL THICKNESS MAX.-MIN. | PANEL NUT HEX | PANEL NUT THREAD |
|-------------------------|---------------|---------------------------|---------------|------------------|
| COUPLING BODIES | see drawing | .50 - .05 | 13/16 | 11/16-24UNEF |
| COUPLING INSERTS | see drawing | .090 - .300 | 13/16 | 11/16-24UNEF |



Coupling Bodies • CHROME-PLATED BRASS



TERMINATION IN-LINE PIPE THREAD

TUBING/THREAD SIZE METRIC EQ.

STRAIGHT THRU

SHUTOFF

A

B

| | | | | | |
|-----------|--|-------------|--------------|-----|------|
| 1/4" NPT | | LC10004 | LCD10004 | .88 | 1.15 |
| 1/4" BSPT | | LC10004BSPT | LCD10004BSPT | .88 | 1.15 |
| 3/8" NPT | | LC10006 | LCD10006 | .88 | 1.15 |
| 3/8" BSPT | | LC10006BSPT | LCD10006BSPT | .88 | 1.15 |

PANEL MOUNT FERRULELESS POLYTUBE FITTING, PTF†

| | | | | | |
|------------------|--------------------|---------|----------|-----|------|
| 1/4" OD, .17" ID | 6.4mm OD, 4.3mm ID | LC12004 | LCD12004 | .88 | 1.87 |
| 3/8" OD, .25" ID | 9.5mm OD, 6.4mm ID | LC12006 | LCD12006 | .88 | 2.00 |

PANEL MOUNT HOSE BARB

| | | | | | |
|----------|----------|---------|----------|-----|------|
| 1/4" ID | 6.4mm ID | LC16004 | LCD16004 | .88 | 2.00 |
| 5/16" ID | 7.9mm ID | LC16005 | LCD16005 | .88 | 2.00 |
| 3/8" ID | 9.5mm ID | LC16006 | LCD16006 | .88 | 2.00 |

PANEL MOUNT MALE THREAD

| | | | | | |
|----------|--|---------|----------|-----|------|
| 1/4" NPT | | LC15004 | LCD15004 | .88 | 1.50 |
|----------|--|---------|----------|-----|------|

IN-LINE FERRULELESS POLYTUBE FITTING, PTF†

| | | | | | |
|------------------|--------------------|---------|----------|-----|------|
| 1/4" OD, .17" ID | 6.4mm OD, 4.3mm ID | LC13004 | LCD13004 | .88 | 1.87 |
| 3/8" OD, .25" ID | 9.5mm OD, 6.4mm ID | LC13006 | LCD13006 | .88 | 2.00 |

IN-LINE HOSE BARB

| | | | | | |
|----------|----------|---------|----------|-----|------|
| 1/4" ID | 6.4mm ID | LC17004 | LCD17004 | .88 | 2.00 |
| 5/16" ID | 7.9mm ID | LC17005 | LCD17005 | .88 | 2.00 |
| 3/8" ID | 9.5mm ID | LC17006 | LCD17006 | .88 | 2.00 |

All measurements are in inches (millimeters) unless otherwise noted. Tubing must meet stated inside and outside diameters.
†NOTE: CPC's Ferruleless Polytube Fitting terminations do not require ferrules to achieve a secure connection, which makes them easier to use and reuse. PTF fittings are designed for semi-rigid tubing, i.e., polyethylene, nylon, polyurethane, etc.

Coupling Inserts • CHROME-PLATED BRASS



TERMINATION IN-LINE PIPE THREAD

TUBING/THREAD SIZE METRIC EQ.

1/4" NPT
1/4" BSPT
3/8" NPT
3/8" BSPT

STRAIGHT THRU

LC24004
LC24004BSPT
LC24006
LC24006BSPT

SHUTOFF

LCD24004
LCD24004BSPT
LCD24006
LCD24006BSPT

A
.72

B
1.25/1.68

D
1.25/1.68

.72

1.25/1.68

.87

1.25/1.55

.87

1.25/1.55



IN-LINE PIPE THREAD (FEMALE)

1/4" NPT Female
1/4" BSPP Female

LC26004
LC26004BSPP

LCD26004
LCD26004BSPP

.72

1.25/1.90

.72

1.25/1.75



PANEL MOUNT FERRULELESS POLYTUBE FITTING, PTF†

1/4" OD, .17" ID
3/8" OD, .25" ID

6.4mm OD, 4.3mm ID
9.5mm OD, 6.4mm ID

LC40004
LC40006

LCD40004
LCD40006

.94

1.83/1.98

.94

1.96/2.11



PANEL MOUNT HOSE BARB

1/4" ID
5/16" ID
3/8" ID

6.4mm ID
7.9mm ID
9.5mm ID

LC42004
LC42005
LC42006

LCD42004
LCD42005
LCD42006

.94

1.96/2.11

.94

1.96/2.11

.94

1.96/2.11



IN-LINE FERRULELESS POLYTUBE FITTING, PTF†

1/4" OD, .17" ID
3/8" OD, .25" ID

6.4mm OD, 4.3mm ID
9.5mm OD, 6.4mm ID

LC20004
LC20006

LCD20004
LCD20006

.72

1.25/1.87

.72

1.38/1.83



IN-LINE HOSE BARB

1/4" ID
5/16" ID
3/8" ID

6.4mm ID
7.9mm ID
9.5mm ID

LC22004
LC22005
LC22006

LCD22004
LCD22005
LCD22006

.63

1.35/2.00

.63

1.35/1.85

.63

1.35/1.83



ELBOW FERRULELESS POLYTUBE FITTING, PTF†

1/4" OD, .17" ID
3/8" OD, .25" ID

6.4mm OD, 4.3mm ID
9.5mm OD, 6.4mm ID

LC21004
LC21006

LCD21004
LCD21006

.63

1.28/1.43

.63

1.28/1.43

.96

.83



ELBOW HOSE BARB

1/4" ID
3/8" ID

6.4mm ID
9.5mm ID

LC23004
LC23006

LCD23004
LCD23006

.63/.62

1.28/1.43

.63/.62

1.28/1.43


1.28

1.28

All measurements are in inches (millimeters) unless otherwise noted. Tubing must meet stated inside and outside diameters. Couplings are pictured with valves unless otherwise noted.

†NOTE: CPC's Ferruleless Polytube Fitting terminations do not require ferrules to achieve a secure connection, which makes them easier to use and reuse. PTF fittings are designed for semi-rigid tubing, i.e., polyethylene, nylon, polyurethane, etc.

APC SERIES CONNECTOR



Specifications ● ● ●

PRESSURE:

Vacuum to 120 psi, 8.3 bar

TEMPERATURE:

-40°F to 180°F (-40°C to 82°C)

MATERIALS:

Main components and valves: Acetal

Thumb latch: Acetal

Valve springs: 316 stainless steel

External springs and pin: Stainless steel

O-rings: Buna-N

COLOR: Natural white with light gray latch

TUBING SIZES:

1/4" to 3/8" ID, 6.4mm to 9.5mm ID

WARNING: Pressure, temperature, chemicals, and operating environment can affect the performance of couplings. It is the customer's responsibility to test the suitability of CPC's products in their own application conditions.

The 1/4" flow APC Series couplings feature a plastic thumb latch, fewer moving parts and a smooth contoured design to deliver ease-of-use and excellent flow in a compact size. The APC Series includes couplings with valves and thumb latch shrouds. A more rugged design on some models adds durability to increase the APC's application range.

FEATURES

- Plastic thumb latch
- Shrouded thumb latch
- Integral terminations
- Compatibility

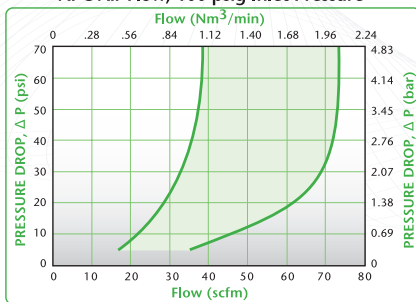
BENEFITS

- No exposed metal parts
- Protects against accidental disconnects
- Fewer leak points, shorter assemblies, faster installations
- Mates with most EFC couplings

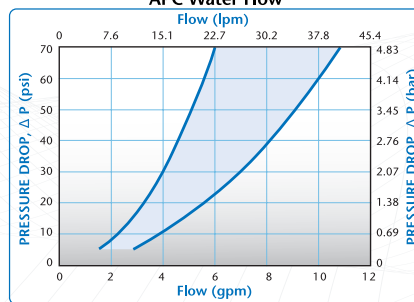
Also available in NSF listed versions, please visit our website for part number information.



APC Air Flow, 100 psig Inlet Pressure



APC Water Flow



These graphs are intended to give you a general idea of the performance capabilities of each product line. The shaded area of each graph represents the operating range of the product family, i.e., upper and lower values are shown. Therefore, depending on the exact coupling configurations selected, you can reasonably expect values to fall within the shaded area.

DID YOU KNOW?

THE SHELF LIFE OF A CONNECTOR IS DEPENDENT UPON THE CONNECTOR MATERIALS AND THE STORAGE CONDITIONS. CPC manufactures quick disconnect couplings and connections made from a variety of metal, plastic and elastomeric raw materials. In general, it is best to store any CPC product in an environment shielded from light at a temperature between 50°F and 90°F.

The shelf life of CPC couplings and connections is estimated to be 3 years minimum if the storage conditions comply with those shown above.

Note: For product containing lubricated o-rings, the lubricant will dry out over time. Prior to use, it may be advisable to re-lubricate external o-rings. For product containing silicone o-rings, if lube is allowable, use of a synthetic lube is recommended.

Liquid Flow Rate Information for Couplings

The chart below shows the flow rate for CPC couplings. Each coupling was tested with water at 70°F (21°C). To determine flow rates for specific coupling configurations use the formula at the right.

$$Q = C_v \sqrt{\frac{\Delta P}{S}}$$

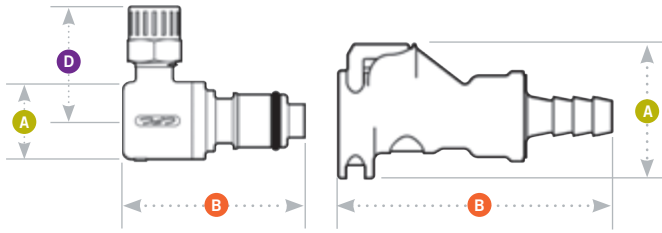
Q = Flow rate in gallons per minute
 C_v = Average coefficient across various flow rates (see chart)
 ΔP = Pressure drop across coupling (psi)
 S = Specific gravity of liquid

C_v VALUES FOR APC COUPLINGS

| BODIES | INSERTS | APC 20004 | APCD 20004 | APC 20006 | APCD 20006 | APC 22004 | APCD 22004 | APC 22006 | APCD 22006 | APC 24004 | APCD 24004 | APC 24006 | APCD 24006 |
|--------|-------------|--------------|---------------|--------------|---------------|--------------|---------------|--------------|---------------|--------------|---------------|--------------|---------------|
| | APC10004 | 0.4 | 0.4 | 1.2 | 0.9 | 1.0 | 0.9 | 2.0 | 0.9 | 1.9 | 0.8 | 1.7 | 0.8 |
| | APCD10004 | 0.36 | 0.4 | 1.0 | 0.7 | 1.0 | 0.7 | 0.8 | 0.7 | 1.2 | 0.6 | 0.8 | 0.6 |
| | APC10006 | 0.4 | 0.4 | 1.2 | 0.9 | 1.2 | 0.7 | 1.8 | 0.9 | 2.0 | 0.9 | 1.7 | 0.8 |
| | APCD10006 | 0.37 | 0.4 | 1.3 | 0.8 | 0.6 | 0.5 | 1.1 | 0.7 | 1.3 | 0.7 | 1.0 | 0.7 |
| | APC13004SH | 0.38 | 0.5 | 0.5 | 0.4 | 0.4 | 0.4 | 0.5 | 0.4 | 0.5 | 0.4 | 0.4 | 0.4 |
| | APCD13004SH | 0.38 | 0.5 | 0.4 | 0.4 | 0.4 | 0.4 | 0.4 | 0.4 | 0.4 | 0.4 | 0.4 | 0.4 |
| | APC13006SH | 0.38 | 0.4 | 1.0 | 0.7 | 0.9 | 0.6 | 1.1 | 0.7 | 1.1 | 0.7 | 1.0 | 0.7 |
| | APCD13006SH | 0.37 | 0.4 | 0.8 | 0.6 | 0.7 | 0.5 | 0.8 | 0.6 | 0.9 | 0.6 | 0.8 | 0.6 |
| | APC17004SH | 0.38 | 0.4 | 0.8 | 0.6 | 1.0 | 0.7 | 0.9 | 0.7 | 0.8 | 0.6 | 0.7 | 0.6 |
| | APCD17004SH | 0.38 | 0.4 | 0.7 | 0.5 | 0.8 | 0.6 | 0.7 | 0.6 | 0.7 | 0.5 | 0.6 | 0.5 |
| | APC17006SH | 0.4 | 0.4 | 1.2 | 0.9 | 1.4 | 0.9 | 1.4 | 0.9 | 2.0 | 0.9 | 1.9 | 0.8 |
| | APCD17006SH | 0.4 | 0.4 | 1.2 | 0.8 | 1.3 | 0.8 | 1.2 | 0.7 | 1.2 | 0.7 | 1.1 | 0.7 |

NOTES:

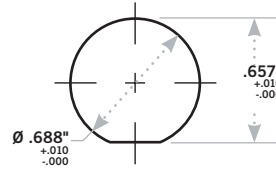
APC DIMENSIONS



- A = Height/Diameter
- B = Total Length
- D = Elbow Radial Length

Panel Dimensions

| | PANEL OPENING | PANEL THICKNESS MAX.-MIN. | PANEL NUT HEX | PANEL NUT THREAD |
|------------------------|---------------|---------------------------|---------------|------------------|
| COUPLING BODIES | see drawing | .05-.02 | 13/16 | 11/16-24UNF |



Coupling Bodies • ACETAL



TERMINATION IN-LINE PIPE THREAD

TUBING/THREAD SIZE METRIC EQ.

STRAIGHT THRU

SHUTOFF

A

B

IN-LINE HOSE BARB

IN-LINE WITH SHROUD FERRULELESS POLYTUBE FITTING, PTF†

IN-LINE HOSE BARB

PANEL MOUNT FERRULELESS POLYTUBE FITTING, PTF†

PANEL MOUNT HOSE BARB

| | | | | | | |
|------------------|---------------------|--|--------------|---------------|------|------|
| 1/4" NPT | | | APC10004 | APCD10004 | .93 | 1.40 |
| 1/4" BSPT | | | APC10004BSPT | APCD10004BSPT | .93 | 1.40 |
| 3/8" NPT | | | APC10006 | APCD10006 | .93 | 1.40 |
| 3/8" BSPT | | | APC10006BSPT | APCD10006BSPT | .93 | 1.40 |
| <hr/> | | | | | | |
| 1/4" ID | 6.4mm ID | | APC17004 | | .93 | 1.35 |
| 3/8" ID | 9.5mm ID | | APC17006 | | .93 | 1.35 |
| <hr/> | | | | | | |
| 1/4" OD, .17" ID | 6.4mm OD, 4.3mm ID | | APC13004SH | APCD13004SH | 1.30 | 1.94 |
| | 8.0mm OD, 6.0mm ID | | APC130M8SH | APCD130M8SH | 1.30 | 2.07 |
| 3/8" OD, .25" ID | 9.5mm OD, 6.4mm ID | | APC13006SH | APCD13006SH | 1.30 | 2.07 |
| | 10.0mm OD, 8.0mm ID | | APC130M10SH | APCD130M10SH | 1.30 | 2.07 |
| <hr/> | | | | | | |
| 1/4" ID | 6.4mm ID | | APC17004SH | APCD17004SH | 1.30 | 2.07 |
| 3/8" ID | 9.5mm ID | | APC17006SH | APCD17006SH | 1.30 | 2.07 |
| <hr/> | | | | | | |
| 1/4" OD, .17" ID | 6.4mm OD, 4.3mm ID | | APC12004 | APCD12004 | 1.03 | 1.97 |
| | 8.0mm OD, 6.0mm ID | | APC120M8 | APCD120M8 | 1.03 | 2.10 |
| 3/8" OD, .25" ID | 9.5mm OD, 6.4mm ID | | APC12006 | APCD12006 | 1.03 | 2.10 |
| | 10.0mm OD, 8.0mm ID | | APC120M10 | APCD120M10 | 1.03 | 2.10 |
| <hr/> | | | | | | |
| 1/4" ID | 6.4mm ID | | APC16004 | APCD16004 | 1.03 | 2.10 |
| 5/16" ID | 7.9mm ID | | APC16005 | APCD16005 | 1.03 | 2.10 |
| 3/8" ID | 9.5mm ID | | APC16006 | APCD16006 | 1.03 | 2.10 |

All measurements are in inches (millimeters) unless otherwise noted. Tubing must meet stated inside and outside diameters.
†NOTE: CPC's Ferruleless Polytube Fitting terminations do not require ferrules to achieve a secure connection, which makes them easier to use and reuse. PTF fittings are designed for semi-rigid tubing, i.e., polyethylene, nylon, polyurethane, etc.

Accessories

DESCRIPTION

PANEL MOUNT GASKET REPLACEMENT: For sealing panel mount bodies listed above

MATERIAL

Buna-N

PART NO.

1830300

Coupling Inserts • ACETAL



TERMINATION IN-LINE PIPE THREAD

| TUBING/THREAD SIZE | METRIC EQ. | STRAIGHT THRU | SHUTOFF | A | B | D |
|--------------------|------------|---------------|---------------|-----|-----------|---|
| 1/4" NPT | | APC24004 | APCD24004 | .72 | 1.43/1.77 | |
| 1/4" BSPT | | APC24004BSPT | APCD24004BSPT | .72 | 1.63/1.77 | |
| 3/8" NPT | | APC24006 | APCD24006 | .72 | 1.50/1.64 | |
| 3/8" BSPT | | APC24006BSPT | APCD24006BSPT | .72 | 1.51/1.65 | |

IN-LINE FERRULELESS POLYTUBE FITTING, PTF†

| | | | | | | |
|------------------|---------------------|-----------|------------|-----|-----------|--|
| 1/4" OD, .17" ID | 6.4mm OD, 4.3mm ID | APC20004 | APCD20004 | .72 | 1.86/1.99 | |
| | 8.0mm OD, 6.0mm ID | APC200M8 | APCD200M8 | .72 | 1.79/1.93 | |
| 3/8" OD, .25" ID | 9.5mm OD, 6.4mm ID | APC20006 | APCD20006 | .72 | 1.78/1.91 | |
| | 10.0mm OD, 8.0mm ID | APC200M10 | APCD200M10 | .72 | 1.79/1.93 | |

IN-LINE HOSE BARB

| | | | | | | |
|---------|----------|----------|-----------|---------|-----------|--|
| 1/4" ID | 6.4mm ID | APC22004 | APCD22004 | .60/.72 | 1.40/2.10 | |
| 3/8" ID | 9.5mm ID | APC22006 | APCD22006 | .63/.72 | 1.40/1.92 | |

ELBOW FERRULELESS POLYTUBE FITTING, PTF†

| | | | | | | |
|------------------|--------------------|----------|-----------|------|-----------|-----|
| 1/4" OD, .17" ID | 6.4mm OD, 4.3mm ID | APC21004 | APCD21004 | 1.22 | 1.32/1.45 | .91 |
| 3/8" OD, .25" ID | 9.5mm OD, 6.4mm ID | APC21006 | APCD21006 | 1.27 | 1.33/1.46 | .96 |

ELBOW HOSE BARB

| | | | | | | |
|---------|----------|----------|-----------|-----|-----------|-----|
| 1/4" ID | 6.4mm ID | APC23004 | APCD23004 | .63 | 1.20/1.45 | .96 |
| 3/8" ID | 9.5mm ID | APC23006 | APCD23006 | .63 | 1.20/1.50 | .96 |

All measurements are in inches (millimeters) unless otherwise noted. Tubing must meet stated inside and outside diameters. Couplings are pictured with valves unless otherwise noted.

†NOTE: CPC's Ferruleless Polytube Fitting terminations do not require ferrules to achieve a secure connection, which makes them easier to use and reuse. PTF fittings are designed for semi-rigid tubing, i.e., polyethylene, nylon, polyurethane, etc.

BREAKAWAY SERIES CONNECTOR

Specifications ● ● ●

PRESSURE:

0 to 20 psi, 1.4 bar

TEMPERATURE:

0°F to 150°F (-18°C to 66°C)

MATERIALS:

Main components and valves: Acetal

Valve springs: 316 stainless steel

O-rings: Buna-N

Retention ring: PPS

COLOR: White or black

TUBING SIZES:

1/4" and 3/8" ID, 6.4mm and 9.5mm ID

WARNING: Pressure, temperature, chemicals, and operating environment can affect the performance of couplings. It is the customer's responsibility to test the suitability of CPC's products in their own application conditions.



CPC's BreakAway® Series couplings provide safe and easy fluid transfer with protection from costly product loss and equipment damage. These high quality, leak-free connectors are designed to disconnect when pull force is applied without depressing a latching mechanism, allowing users to make a clean, fast and easy break at critical moments.

These graphs are intended to give you a general idea of the performance capabilities of each product line. The shaded area of the graphs represent the operating range of the product family, i.e., upper and lower values are shown. Therefore, depending on the exact coupling configurations selected, you can reasonably expect values to fall within the shaded area.

Force to disconnect is approximately 11 pounds pull force at 0 psi line pressure and 8 pounds pull force at 20 psi. In some applications and with certain types of tubing, a hose clamp may be required.

FEATURES

Reliable break-away design

Automatic dual shutoff valves

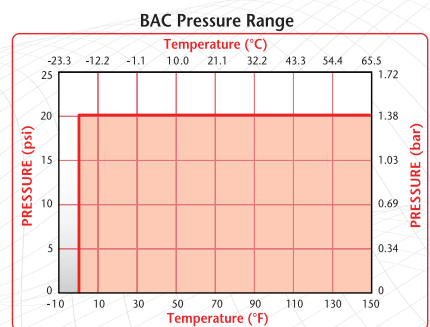
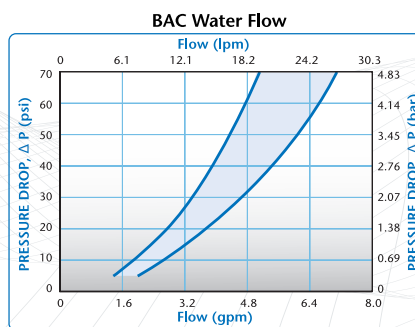
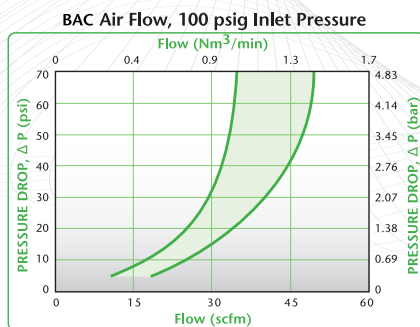
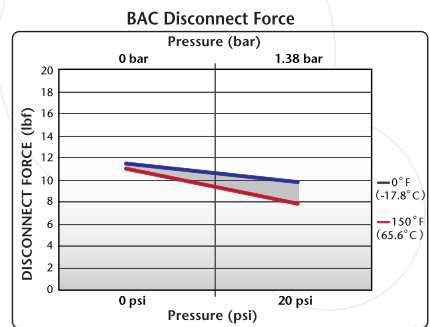
Streamlined, flush finish

BENEFITS

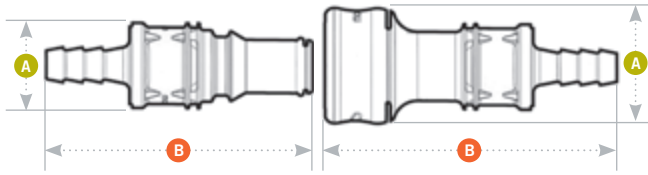
Rapid, automatic disconnection

Safe and clean fluid handling

Easy-to-use for maximum productivity



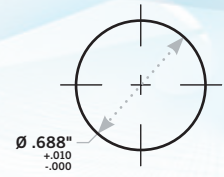
BREAKAWAY DIMENSIONS



A = Height/Diameter
B = Total Length

Panel Dimensions

| | | | |
|------------------------|-------------|--------------------------------------|---------|
| PANEL OPENING | see drawing | PANEL THICKNESS MAX.-MIN. | .50-.02 |
| COUPLING BODIES | | | |



Coupling Bodies

• WHITE ACETAL



| | TUBING SIZE | METRIC EQ. | STRAIGHT THRU | SHUTOFF | A | B |
|--|-------------|------------|---------------|-----------|------|------|
| TERMINATION IN-LINE HOSE BARB | 1/4" ID | 6.4mm ID | | BACD17004 | 0.92 | 2.29 |
| | 3/8" ID | 9.5mm ID | | BACD17006 | 0.92 | 2.29 |
| PANEL MOUNT HOSE BARB | 1/4" ID | 6.4mm ID | | BACD16004 | 0.92 | 2.29 |
| | 3/8" ID | 9.5mm ID | | BACD16006 | 0.92 | 2.29 |

• BLACK ACETAL



| | TUBING SIZE | METRIC EQ. | STRAIGHT THRU | SHUTOFF | A | B |
|--|-------------|------------|---------------|---------------|------|------|
| TERMINATION IN-LINE HOSE BARB | 1/4" ID | 6.4mm ID | | BACD17004MBLK | 0.92 | 2.29 |
| | 3/8" ID | 9.5mm ID | | BACD17006MBLK | 0.92 | 2.29 |
| PANEL MOUNT HOSE BARB | 1/4" ID | 6.4mm ID | | BACD16004MBLK | 0.92 | 2.29 |
| | 3/8" ID | 9.5mm ID | | BACD16006MBLK | 0.92 | 2.29 |

Coupling Inserts

• WHITE ACETAL



| | TUBING SIZE | METRIC EQ. | STRAIGHT THRU | SHUTOFF | A | B |
|--|-------------|------------|---------------|-----------|-----------|-----------|
| TERMINATION IN-LINE HOSE BARB | 1/4" ID | 6.4mm ID | BAC22004 | BACD22004 | 0.58/0.69 | 1.58/2.10 |
| | 3/8" ID | 9.5mm ID | | BACD22006 | 0.69 | 2.10 |

• BLACK ACETAL



| | TUBING SIZE | METRIC EQ. | STRAIGHT THRU | SHUTOFF | A | B |
|--|-------------|------------|---------------|---------------|-----------|-----------|
| TERMINATION IN-LINE HOSE BARB | 1/4" ID | 6.4mm ID | BAC22004MBLK | BACD22004MBLK | 0.58/0.69 | 1.58/2.10 |
| | 3/8" ID | 9.5mm ID | | BACD22006MBLK | 0.69 | 2.10 |

All measurements are in inches (millimeters) unless otherwise noted. Tubing must meet stated inside and outside diameters. MBLK = molded black material.

EFC12 SERIES CONNECTOR



Specifications ● ● ●

PRESSURE:

Vacuum to 105 psi, 7.2 bar

TEMPERATURE:

32°F to 160°F (0°C to 71°C)

MATERIALS:

Main components and valves: Polypropylene

Thumb latch: Polypropylene

Valve spring: 316 stainless steel

Panel mount gasket: EPDM

External springs: 302 stainless steel

O-rings: EPDM

COLOR:

Gray with dark gray latch

TUBING SIZES:

1/4" and 3/8" ID, 6.4mm and 9.5mm ID

WARNING: Pressure, temperature, chemicals, and operating environment can affect the performance of couplings. It is the customer's responsibility to test the suitability of CPC's products in their own application conditions.

The **9/32" flow EFC12 Series couplings** feature a high efficiency valve design that provides a greater flow capability than any other coupling its size. Chemically resistant polypropylene material makes it ideal for harsh environments. The EFC12 Series adds a bulkhead panel mount option for tight seals against tank walls and drums.

FEATURES

High efficiency valve

Plastic thumb latch

Polypropylene material

Compatible

BENEFITS

More flow than PLC Series in a compact size

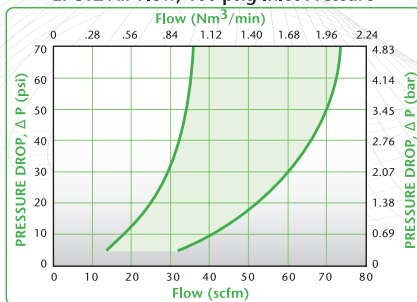
Fewer moving parts

Chemically resistant and gamma sterilizable

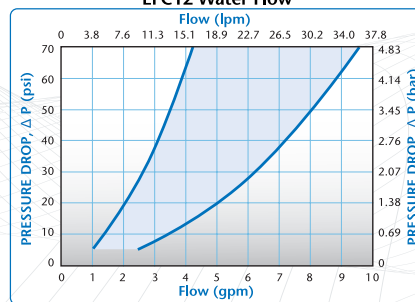
Mates with most APC couplings

⚠ These graphs are intended to give you a general idea of the performance capabilities of each product line. The shaded area of each graph represents the operating range of the product family, i.e., upper and lower values are shown. Therefore, depending on the exact coupling configurations selected, you can reasonably expect values to fall within the shaded area.

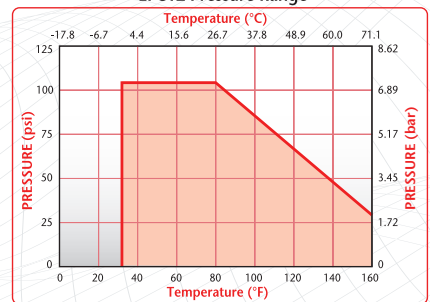
EFC12 Air Flow, 100 psig Inlet Pressure



EFC12 Water Flow



EFC12 Pressure Range



Liquid Flow Rate Information for Couplings

The chart below shows the flow rate for CPC couplings. Each coupling was tested with water at 70°F (21°C). To determine flow rates for specific coupling configurations use the formula at the right.

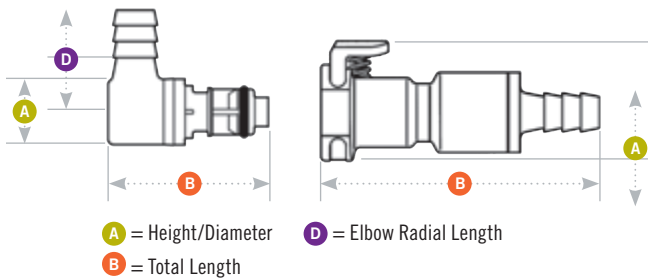
$$Q = C_v \sqrt{\frac{\Delta P}{S}}$$

Q = Flow rate in gallons per minute
 C_v = Average coefficient across various flow rates (see chart)
 ΔP = Pressure drop across coupling (psi)
 S = Specific gravity of liquid

C_v VALUES FOR EFC12 COUPLINGS

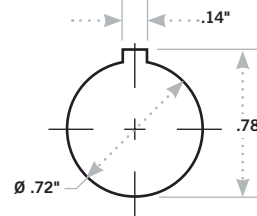
| BODIES \ INSERTS | EFC12 20004 | EFC12 20004 | EFC12 20006 | EFC12 20006 | EFC12 22004 | EFC12 22004 | EFC12 22006 | EFC12 22006 | EFC12 24004 | EFC12 24004 |
|------------------|-------------|-------------|-------------|-------------|-------------|-------------|-------------|-------------|-------------|-------------|
| EFC10412 | 0.51 | 0.51 | 0.51 | 0.51 | 0.50 | 0.45 | 0.50 | 0.50 | 0.51 | 0.51 |
| EFC10612 | 0.61 | 0.51 | 1.13 | 0.72 | 0.50 | 0.45 | 0.81 | 0.69 | 0.51 | 0.72 |
| EFC16412 | 0.51 | 0.51 | 0.51 | 0.51 | 0.50 | 0.45 | 0.50 | 0.50 | 0.51 | 0.51 |
| EFC16612 | 0.61 | 0.51 | 1.13 | 0.72 | 0.50 | 0.45 | 0.81 | 0.69 | 0.51 | 0.72 |
| EFC17412 | 0.51 | 0.51 | 0.51 | 0.51 | 0.50 | 0.45 | 0.50 | 0.50 | 0.51 | 0.51 |
| EFC17612 | 0.61 | 0.51 | 1.13 | 0.72 | 0.50 | 0.45 | 0.81 | 0.69 | 0.51 | 0.72 |

EFC12 DIMENSIONS



Panel Dimensions

| | PANEL OPENING | PANEL THICKNESS MAX.-MIN. | PANEL NUT HEX | PANEL NUT THREAD |
|-----------------|---------------|---------------------------|---------------|------------------|
| COUPLING BODIES | see drawing | .25 - .03 | 13/16 | 11/16-24UNF |



EFC Series
 Gasket Thickness: .06"
 Mounting Hole: .720" diameter
 Coupling Spacing: 1.25" min.
 Greenlee® 720 Keyway Punch and
 730BB-3/4 Hole Punch.

Coupling Bodies • POLYPROPYLENE



| TERMINATION IN-LINE PIPE THREAD | TUBING/THREAD SIZE | METRIC EQ. | STRAIGHT THRU | SHUTOFF | A | B | D |
|---------------------------------|--------------------|------------|---------------|----------|-----|------|---|
| | 1/4" NPT | | EFC10412 | EFC10412 | .93 | 2.29 | |
| | 3/8" NPT | | EFC10612 | EFC10612 | .93 | 2.29 | |
| BULKHEAD PANEL MOUNT HOSE BARB | 1/4" ID | 6.4mm ID | EFC16412 | EFC16412 | .93 | 2.23 | |
| | 3/8" ID | 9.5mm ID | EFC16612 | EFC16612 | .93 | 2.23 | |
| IN-LINE HOSE BARB | 1/4" ID | 6.4mm ID | EFC17412 | EFC17412 | .93 | 2.23 | |
| | 3/8" ID | 9.5mm ID | EFC17612 | EFC17612 | .93 | 2.23 | |

Coupling Inserts • POLYPROPYLENE



| TERMINATION IN-LINE PIPE THREAD | TUBING/THREAD SIZE | METRIC EQ. | STRAIGHT THRU | SHUTOFF | A | B | D |
|---------------------------------|--------------------|------------|---------------|----------|---------|-----------|-----|
| | 1/4" NPT | | EFC24412 | EFC24412 | .72 | 1.77 | |
| | 3/8" NPT | | EFC24612 | EFC24612 | .72 | 1.77 | |
| IN-LINE HOSE BARB | 1/4" ID | 6.4mm ID | EFC22412 | EFC22412 | .60/.72 | 1.33/2.08 | |
| | 3/8" ID | 9.5mm ID | EFC22612 | EFC22612 | .60/.72 | 1.33/1.90 | |
| ELBOW HOSE BARB | 1/4" ID | 6.4mm ID | EFC23412 | EFC23412 | .63 | 1.32/1.45 | .96 |
| | 3/8" ID | 9.5mm ID | EFC23612 | EFC23612 | .63 | 1.32/1.45 | .96 |

All measurements are in inches (millimeters) unless otherwise noted. Tubing must meet stated inside and outside diameters. MBLK = molded black material.

Accessories

| DESCRIPTION | MATERIAL | PART NO. |
|--------------------------------|----------|----------|
| PANEL MOUNT GASKET REPLACEMENT | Buna-N | 1830300 |

For sealing panel mount bodies listed above

NS4 SERIES CONNECTOR



NS4 Series couplings feature non-spill valves in a compact size, at a great price. Use the NS4 when even a few drops pose problems regarding safety, media cost or environmental regulations. These innovative couplings are lightweight, chemically resistant and easy to use. The non-spill design effectively eliminates spills, minimizes downtime and enhances operator safety. NS4 couplings are also available with optional RFID (Radio Frequency Identification) capability (see page 97).

FEATURES

- Non-spill design
- Color coding
- Glass-filled polypropylene
- Medical-grade ABS

BENEFITS

- Disconnect under pressure with no spills
- Instant visual differentiation of media lines
- Durable and compatible with many chemicals
- Gamma sterilizable

Specifications ● ● ●

PRESSURE:

Vacuum to 120 psi, 8.3 bar

TEMPERATURE:

32°F to 160°F (0°C to 71°C)

MATERIALS:

Main components and valves: Glass-filled polypropylene with TPV* overmold, ABS with TPE* soft-touch overmold

Thumb latch: Glass-filled polypropylene, ABS

Valve spring: 316 stainless steel

External spring: 316 stainless steel

O-rings: EPDM

COLOR:

Polypropylene: Gray with dark gray overmold standard; gray with red or blue overmold available†

ABS: White with teal overmold

TUBING SIZES:

1/8" to 3/8" ID, 3.2mm to 9.5mm ID

LUBRICANTS:

Krytox® PFPE (inert)

SPILLAGE:

<0.10 cc per disconnect at all rated pressures

INCLUSION:

0.26 cc per connect

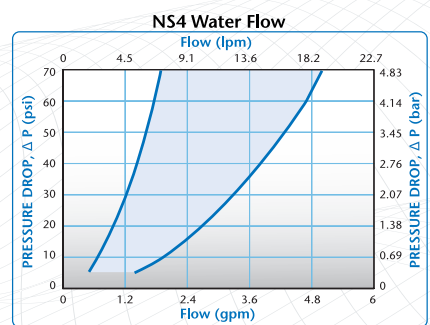
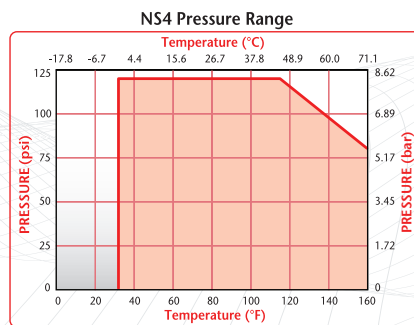
WARNING: Pressure, temperature, chemicals, and operating environment can affect the performance of couplings. It is the customer's responsibility to test the suitability of CPC's products in their own application conditions.

*The overmold material TPV (thermoplastic vulcanizate) is used with the NS4 polypropylene couplings. TPV is an alloy of polypropylene thermoplastic and fully vulcanized EPDM rubber. TPV is typically resistant to water, acids and bases. The overmold material TPE (thermoplastic elastomer) is used with the NS4 ABS couplings. TPE is a blend of additives and copolymers in a special formulation that forms extremely durable bonds to the ABS substrate, while offering the traditional properties of soft-touch overmold.

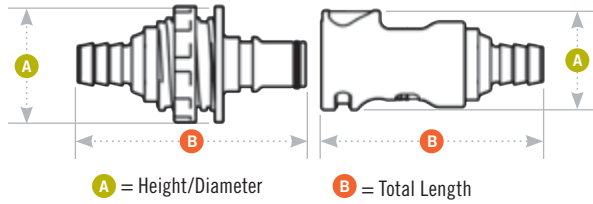
†NOTE: Standard product is gray; color options require a minimum quantities. Please contact CPC for details.



These graphs are intended to give you a general idea of the performance capabilities of each product line. The shaded area of each graph represents the operating range of the product family, i.e., upper and lower values are shown. Therefore, depending on the exact coupling configurations selected, you can reasonably expect values to fall within the shaded area.

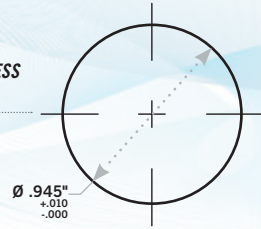


NS4 DIMENSIONS



Panel Dimensions

| | | |
|-------------------------|----------------------|----------------------------------|
| | PANEL OPENING | PANEL THICKNESS MAX.-MIN. |
| COUPLING INSERTS | see drawing | .25 - .03 |



Coupling Bodies • POLYPROPYLENE / ABS

| TERMINATION | TUBING/THREAD SIZE | METRIC EQ. | ABS SHUTOFF | POLYPROPYLENE SHUTOFF | A | B |
|---|--------------------|--------------------|-----------------|-----------------------|------|------|
| IN-LINE PIPE THREAD | 1/4" NPT | | NS4D1000406 | NS4D10004 | 1.05 | 2.31 |
| | 1/4" BSPT | | NS4D10004BSPT06 | NS4D10004BSPT | 1.05 | 2.29 |
| IN-LINE FERRULESS POLYTUBE FITTING, PTF† | 1/4" OD, .17" ID | 6.4mm OD, 4.3mm ID | | NS4D13004 | 1.05 | 2.32 |
| | 3/8" OD, 1/4" ID | 9.5mm OD, 6.4mm ID | NS4D1300606 | NS4D13006 | 1.05 | 2.45 |
| IN-LINE HOSE BARB | 1/8" ID* | 3.2mm ID* | NS4D1700206 | NS4D17002 | 1.05 | 2.09 |
| | 1/4" ID | 6.4mm ID | NS4D1700406 | NS4D17004 | 1.05 | 2.34 |
| | 3/8" ID | 9.5mm ID | NS4D1700606 | NS4D17006 | 1.05 | 2.34 |
| IN-LINE HOSE BARB (RS-232 Interface) | 1/8" ID | 3.2mm | | iNS4DR1700200 | 2.15 | 3.49 |
| | 1/4" ID | 6.4mm | | iNS4DR1700400 | 2.15 | 3.49 |
| | 3/8" ID | 9.5mm | | iNS4DR1700600 | 2.15 | 3.49 |
| IN-LINE HOSE BARB (USB Interface) | 1/4" ID | 6.4mm ID | | iNS4DR1700201 | 2.15 | 3.40 |
| | 3/8" ID | 9.5mm ID | | iNS4DR1700401 | 2.15 | 3.40 |
| | 1/2" ID | 12.7mm ID | | iNS4DR1700601 | 2.15 | 3.40 |

Coupling Inserts • POLYPROPYLENE / ABS

| TERMINATION | TUBING/THREAD SIZE | METRIC EQ. | ABS SHUTOFF | POLYPROPYLENE SHUTOFF | A | B |
|---|--------------------|--------------------|-----------------|-----------------------|------|---|
| IN-LINE PIPE THREAD | 1/4" NPT | | NS4D2400406 | NS4D24004 | .96 | 1.95 |
| | 1/4" BSPT | | NS4D24004BSPT06 | NS4D24004BSPT | .96 | 1.95 |
| IN-LINE FERRULESS POLYTUBE FITTING, PTF† | 1/4" OD, .17" ID | 6.4mm OD, 4.3mm ID | | NS4D20004 | .96 | 1.95 |
| | 3/8" OD, 1/4" ID | 9.5mm OD, 6.4mm ID | NS4D2000606 | NS4D20006 | .96 | 2.09 |
| IN-LINE HOSE BARB | 1/8" ID* | 3.2mm ID* | NS4D2200206 | NS4D22002 | .96 | 1.73 |
| | 1/4" ID | 6.4mm ID | NS4D2200406 | NS4D22004 | .96 | 1.98 |
| | 3/8" ID | 9.5mm ID | NS4D2200606 | NS4D22006 | .96 | 1.98 |
| PANEL MOUNT FERRULESS POLYTUBE FITTING, PTF† | 1/4" OD, .17" ID | 6.4mm OD, 4.3mm ID | | NS4D40004 | 1.17 | 2.30 |
| | 3/8" OD, 1/4" ID | 9.5mm OD, 6.4mm ID | NS4D4000606 | NS4D40006 | 1.17 | 2.43 |
| PANEL MOUNT HOSE BARB | 1/8" ID* | 3.2mm ID* | NS4D4200206 | NS4D42002 | 1.17 | 2.07 |
| | 1/4" ID | 6.4mm ID | NS4D4200406 | NS4D42004 | 1.17 | 2.32 |
| | 3/8" ID | 9.5mm ID | NS4D4200606 | NS4D42006 | 1.17 | 2.32 |
| PANEL MOUNT HOSE BARB ELBOW | 1/4" ID | 6.4mm ID | | NS4D43004 | 1.19 | 2.39 |
| | 3/8" ID | 9.5mm ID | | NS4D43006 | 1.19 | 2.39 |
| ELBOW HOSE BARB | 1/4" ID | 6.4mm ID | | NS4D23004 | 0.96 | 2.04 |
| | 3/8" ID | 9.5mm ID | | NS4D23006 | 0.96 | 2.04 |
| IN-LINE HOSE BARB (RS-232 Interface) | 1/8" ID | 3.2mm | | iNS4DT2200200 | | For product dimensions visit cpcworldwide.com |
| | 1/4" ID | 6.4mm | | iNS4DT2200400 | | |
| | 3/8" ID | 9.5mm | | iNS4DT2200600 | | |

Accessories

| DESCRIPTION | MATERIAL | PART NO. |
|---|-------------|--------------------|
| PANEL MOUNT GASKET REPLACEMENT: For sealing panel mount inserts listed above | EPDM FKM | 1879800 1889500 |

All measurements are in inches (millimeters) unless otherwise noted. Tubing must meet stated inside and outside diameters. PTF fittings are designed for semi-rigid tubing, i.e., polyethylene, nylon, polyurethane, etc. †NOTE: CPC's Ferruleless PTF (polytube fitting) terminations do not require ferrules to achieve a secure connection and are therefore easier to use and reuse. *NOTE: Patented 1/8" ID (3.2mm) hose barb connection has a support shroud allowing a maximum tube OD of 1/4" (6.4mm).

LQ4 SERIES CONNECTOR



Specifications ● ● ●

PRESSURE:

Vacuum to 120 psi, 8.3 bar

TEMPERATURE:

0°F to 240°F (-17°C to 115°C)

MAXIMUM FLOW AT DISCONNECT:

3.0 gal/min, 11.3L/min

MATERIALS:

Main housing components:

Chrome-plated brass

Valves and thumb latch: Polysulfone

Valve spring (wetted): Stainless steel

External spring: Stainless steel

Seals: EPDM

COLOR:

Chrome with Cool Blue or Warm Red

TUBING SIZES:

1/4" to 3/8" ID, 6.4mm to 9.5mm ID

LUBRICANTS: Krytox® PFPE

SPILLAGE:

0.025 cc per disconnect rated at 0 psi

0.055 cc per disconnect rated at 120 psi

INCLUSION: 0.025 cc per connect

WARNING: Pressure, temperature, chemicals, and operating environment can affect the performance of couplings. It is the customer's responsibility to test the suitability of CPC's products in their own application conditions.

LQ4 Series quick disconnect couplings provide ultra-reliable, dripless connections and disconnections that protect valuable electronics. Designed specifically for liquid cooling applications, LQ4 utilizes patent-pending valve technology that eliminates drips and is able to withstand long-term use.

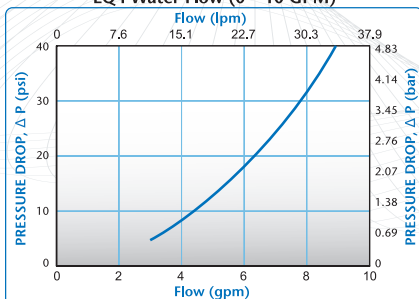
FEATURES

- Non-spill design
- Redundant sealing when connected
- Color-coding
- Friction-free valve
- Ruggedness
- Rotation allows movement

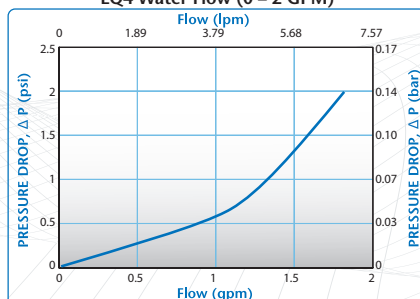
BENEFITS

- Disconnect under pressure with no spills
- Extra protection from leaks
- Instant visual difference in cooling lines
- Valving system designed for extended periods in connected state
- Able to withstand long-term, repeated use
- Eliminates tube kinking

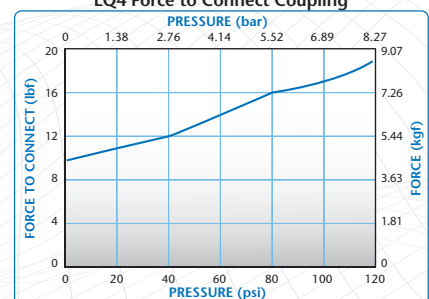
LQ4 Water Flow (0 – 10 GPM)



LQ4 Water Flow (0 – 2 GPM)

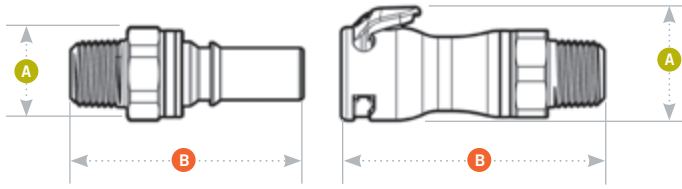


LQ4 Force to Connect Coupling



⚠ These graphs are intended to give you a general idea of the performance capabilities of each product line. Contact CPC for flow of a particular coupling combination.

LQ4 DIMENSIONS



A = Height/Diameter
B = Total Length

Coupling Bodies • CHROME-PLATED BRASS

| TERMINATION | TUBING/THREAD SIZE | METRIC EQ. | SHUTOFF | A | B |
|---|--------------------|------------|--------------|------|------|
| IN-LINE HOSE BARB | 1/4" ID | 6.4mm ID | LQ4D17004RED | 0.98 | 2.49 |
| | 1/4" ID | 6.4mm ID | LQ4D17004BLU | 0.98 | 2.49 |
| | 3/8" ID | 9.5mm ID | LQ4D17006RED | 0.98 | 2.49 |
| | 3/8" ID | 9.5mm ID | LQ4D17006BLU | 0.98 | 2.49 |
| IN-LINE STRAIGHT THREAD PORT SAE | 1/4 SAE-4 | | LQ4D30004RED | 0.98 | 2.29 |
| | 1/4 SAE-4 | | LQ4D30004BLU | 0.98 | 2.29 |
| | 3/8 SAE-6 | | LQ4D30006RED | 0.98 | 2.29 |
| | 3/8 SAE-6 | | LQ4D30006BLU | 0.98 | 2.29 |
| IN-LINE PIPE THREAD | 1/4" NPT | | LQ4D10004RED | 0.98 | 2.31 |
| | 1/4" NPT | | LQ4D10004BLU | 0.98 | 2.31 |
| | 3/8" NPT | | LQ4D10006RED | 0.98 | 2.31 |
| | 3/8" NPT | | LQ4D10006BLU | 0.98 | 2.31 |
| IN-LINE PTF | 1/4" ID x 3/8" OD | | LQ4D13006RED | 0.98 | 2.46 |
| | 1/4" ID x 3/8" OD | | LQ4D13006BLU | 0.98 | 2.46 |

Coupling Inserts • CHROME-PLATED BRASS

| TERMINATION | TUBING/THREAD SIZE | METRIC EQ. | SHUTOFF | A | B |
|---|--------------------|------------|--------------|------|------|
| IN-LINE HOSE BARB | 1/4" ID | 6.4mm ID | LQ4D22004RED | 0.74 | 2.22 |
| | 1/4" ID | 6.4mm ID | LQ4D22004BLU | 0.74 | 2.22 |
| | 3/8" ID | 9.5mm ID | LQ4D22006BLU | 0.74 | 2.22 |
| | 3/8" ID | 9.5mm ID | LQ4D22006RED | 0.74 | 2.22 |
| IN-LINE STRAIGHT THREAD PORT SAE | 1/4 SAE-4 | | LQ4D46004BLU | 0.80 | 2.02 |
| | 1/4 SAE-4 | | LQ4D46004RED | 0.80 | 2.02 |
| | 3/8 SAE-6 | | LQ4D46006BLU | 0.80 | 2.02 |
| | 3/8 SAE-6 | | LQ4D46006RED | 0.80 | 2.02 |
| IN-LINE PIPE THREAD | 1/4" NPT | | LQ4D24004RED | 0.80 | 2.04 |
| | 1/4" NPT | | LQ4D24004BLU | 0.80 | 2.04 |
| | 3/8" NPT | | LQ4D24006RED | 0.80 | 2.04 |
| | 3/8" NPT | | LQ4D24006BLU | 0.80 | 2.04 |
| IN-LINE PTF | 1/4" ID x 3/8" OD | | LQ4D20006RED | 0.80 | 2.19 |
| | 1/4" ID x 3/8" OD | | LQ4D20006BLU | 0.80 | 2.19 |

All measurements are in inches (millimeters) unless otherwise noted. Tubing must meet stated inside and outside diameters.

NS6 SERIES CONNECTOR



NS6 Series couplings couplings feature non-spill valves at a great price. Use the NS6 when even a few drops of spillage pose problems regarding safety, media cost or environmental regulations. These innovative couplings are lightweight, chemically resistant and easy to use. The non-spill design virtually eliminates spills, minimizes downtime and enhances operator safety. Soft touch overmold makes them comfortable in the hand and very attractive.

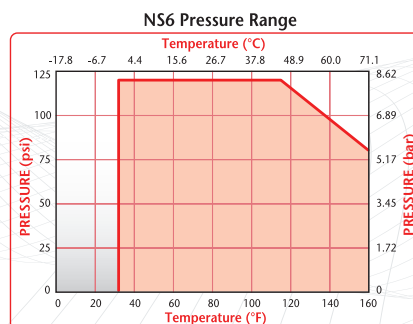
FEATURES

- Non-spill design
- Color coding
- Glass-filled polypropylene
- CPC thumb latch

BENEFITS

- Disconnect under pressure with no spills
- Instant visual differentiation of media lines
- Durable and compatible with many chemicals
- One-hand connection and disconnection

» These graphs are intended to give you a general idea of the performance capabilities of each product line. The shaded area of each graph represents the operating range of the product family, i.e., upper and lower values are shown. Therefore, depending on the exact coupling configurations selected, you can reasonably expect values to fall within the shaded area.



Specifications ● ● ●

PRESSURE:

Vacuum to 120 psi, 8.3 bar

TEMPERATURE:

32°F to 160°F (0°C to 71°C)

MATERIALS:

Main components and valves: Glass-filled polypropylene with TPV* soft touch overmold

Thumb latch: Glass-filled polypropylene

Valve spring (wetted): 316 stainless steel

External spring: 316 stainless steel

O-rings: EPDM

COLOR:

Gray with dark gray overmold standard; gray with red or blue overmold available†

TUBING SIZES:

3/8" and 1/2" ID, 9.5mm and 12.7mm ID

LUBRICANTS:

Krytox® PFPE (inert)

SPILLAGE:

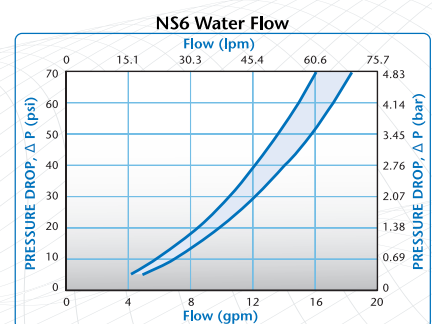
~0.03 cc per disconnect @ 0 psi, ~0.30 cc/disconnect @ 120 psi

INCLUSION:

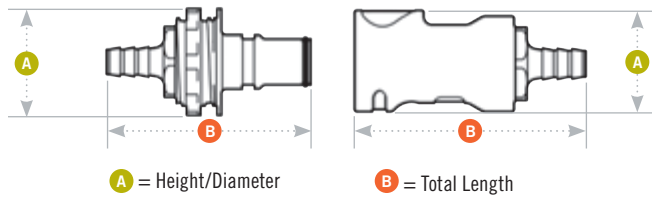
0.42 cc per connect

*The overmold material is a TPV (thermoplastic vulcanizate). This TPV is an alloy of polypropylene thermoplastic and fully vulcanized EPDM rubber. The material is typically resistant to water, acids and bases.

†NOTE: Standard product is gray; color options require a set-up charge and minimum quantities. Please contact CPC for details.

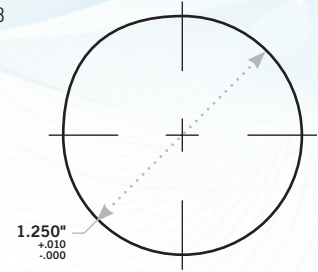


NS6 DIMENSIONS



Panel Dimensions

| | | |
|-------------------------|----------------------|--------------------------------------|
| | PANEL OPENING | PANEL THICKNESS MAX.-MIN. |
| COUPLING INSERTS | see drawing | .25 - .03 |



Coupling Bodies • POLYPROPYLENE

| TERMINATION | TUBING/THREAD SIZE | METRIC EQ. | SHUTOFF | A | B |
|------------------------|--------------------|------------|---------------|------|------|
| IN-LINE PIPE THREAD | 1/2" NPT | | NS6D10008 | 1.31 | 3.01 |
| | 1/2" BSPT | | NS6D10008BSPT | 1.31 | 3.01 |
| IN-LINE COMPRESSION | 1/2" OD | 12.7mm OD | NS6D13008 | 1.31 | 3.53 |
| IN-LINE HOSE BARB | 3/8" ID | 9.5mm ID | NS6D17006 | 1.31 | 3.16 |
| | 1/2" ID | 12.7mm ID | NS6D17008 | 1.31 | 3.16 |

Coupling Inserts • POLYPROPYLENE

| TERMINATION | TUBING/THREAD SIZE | METRIC EQ. | SHUTOFF | A | B |
|----------------------------|--------------------|------------|---------------|------|------|
| IN-LINE PIPE THREAD | 1/2" NPT | | NS6D24008 | 1.31 | 2.44 |
| | 1/2" BSPT | | NS6D24008BSPT | 1.31 | 2.44 |
| IN-LINE COMPRESSION | 1/2" OD | 12.7mm OD | NS6D20008 | 1.31 | 3.01 |
| IN-LINE HOSE BARB | 3/8" ID | 9.5mm ID | NS6D22006 | 1.31 | 2.59 |
| | 1/2" ID | 12.7mm ID | NS6D22008 | 1.31 | 2.59 |
| PANEL MOUNT COMPRESSION | 1/2" OD | 12.7mm OD | NS6D40008 | 1.50 | 3.32 |
| | | | | | |
| PANEL MOUNT HOSE BARB | 3/8" ID | 9.5mm ID | NS6D42006 | 1.50 | 2.85 |
| | 1/2" ID | 12.7mm ID | NS6D42008 | 1.50 | 2.85 |

Accessories

| DESCRIPTION | MATERIAL | PART NO. |
|--|----------|----------|
| PANEL MOUNT GASKET REPLACEMENT: For sealing panel mount bodies listed above | EPDM | 1884300 |
| | FKM | 1889600 |

All measurements are in inches (millimeters) unless otherwise noted. Tubing must meet stated inside and outside diameters. Couplings are pictured with valves unless otherwise noted.

LQ6 SERIES CONNECTOR



LQ6 Series couplings closed-system design provides ultra-reliable, dripless connections and disconnections. The first of their kind, the couplings utilize patent-pending valve technology specifically designed for liquid cooling applications.

FEATURES

- Non-spill design
- Redundant sealing when connected
- Color-coding
- Friction-free valve
- Ruggedness
- Rotation allows movement

BENEFITS

- Disconnect under pressure with no spills
- Extra protection from leaks
- Instant visual difference in cooling lines
- Valving system designed for extended periods in connected state
- Able to withstand long-term, repeated use
- Eliminates tube kinking

Specifications ● ● ●

PRESSURE:

Vacuum to 120 psi, 8.3 bar

TEMPERATURE:

0°F to 240°F (-17°C to 115°C)

MAXIMUM FLOW AT DISCONNECT:

4.0 gal/min, 15.1 L/min

MATERIALS:

Main housing components:

Chrome-plated brass

Valves and thumb latch: Polysulfone

Valve spring (wetted): Stainless steel

External spring: Stainless steel

Seals: EPDM

COLOR:

Chrome with Cool Blue or Warm Red

TUBING SIZES:

3/8" to 1/2" ID, 9.5mm to 12.7mm ID

LUBRICANTS: Krytox® PFPE

SPILLAGE:

0.05 cc per disconnect rated at 0 psi

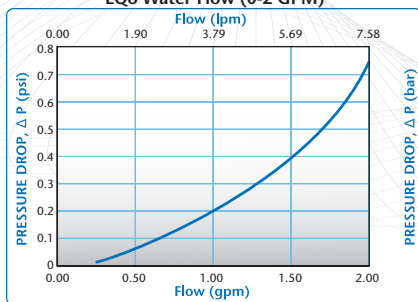
0.125 cc per disconnect rated at 120 psi

INCLUSION: 0.42 cc per connect

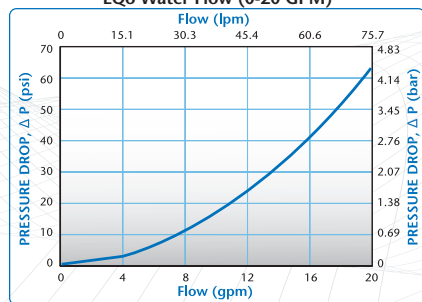
WARNING: Pressure, temperature, chemicals, and operating environment can affect the performance of couplings. It is the customer's responsibility to test the suitability of CPC's products in their own application conditions.

⚠ These graphs are intended to give you a general idea of the performance capabilities of each product line. Contact CPC for flow of a particular coupling combination.

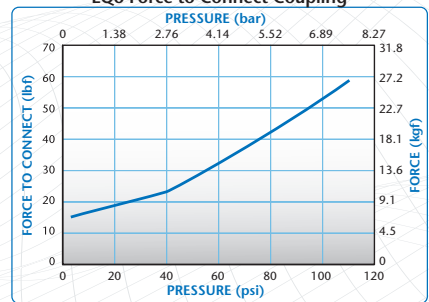
LQ6 Water Flow (0-2 GPM)



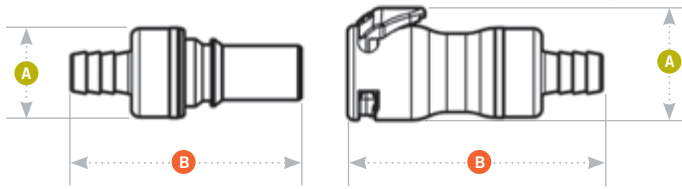
LQ6 Water Flow (0-20 GPM)



LQ6 Force to Connect Coupling



LQ6 DIMENSIONS



A = Height/Diameter
B = Total Length

Coupling Bodies • CHROME-PLATED BRASS

| TERMINATION | TUBING/THREAD SIZE | METRIC EQ. | SHUTOFF | A | B |
|---|--------------------|------------|--------------|-------|------|
| IN-LINE HOSE BARB | 3/8" ID | 9.5mm ID | LQ6D17006RED | 1.185 | 2.73 |
| | 3/8" ID | 9.5mm ID | LQ6D17006BLU | 1.185 | 2.73 |
| | 1/2" ID | 12.7mm ID | LQ6D17008RED | 1.185 | 2.73 |
| | 1/2" ID | 12.7mm ID | LQ6D17008BLU | 1.185 | 2.73 |
| IN-LINE STRAIGHT THREAD PORT SAE | 3/8 SAE-6 | | LQ6D30006RED | 1.185 | 2.48 |
| | 3/8 SAE-6 | | LQ6D30006BLU | 1.185 | 2.48 |
| | 1/2 SAE-8 | | LQ6D30008RED | 1.185 | 2.50 |
| | 1/2 SAE-8 | | LQ6D30008BLU | 1.185 | 2.50 |
| IN-LINE PIPE THREAD | 3/8" NPT | | LQ6D10006RED | 1.185 | 2.56 |
| | 3/8" NPT | | LQ6D10006BLU | 1.185 | 2.56 |
| IN-LINE PTF | 3/8" ID x 1/2" OD | | LQ6D13008RED | 1.185 | 2.50 |
| | 3/8" ID x 1/2" OD | | LQ6D13008BLU | 1.185 | 2.50 |

Coupling Inserts • CHROME-PLATED BRASS

| TERMINATION | TUBING/THREAD SIZE | METRIC EQ. | SHUTOFF | A | B |
|---|--------------------|------------|--------------|-------|------|
| IN-LINE HOSE BARB | 3/8" ID | 9.5mm ID | LQ6D22006RED | .93 | 2.47 |
| | 3/8" ID | 9.5mm ID | LQ6D22006BLU | .93 | 2.47 |
| | 1/2" ID | 12.7mm ID | LQ6D22008RED | .93 | 2.47 |
| | 1/2" ID | 12.7mm ID | LQ6D22008BLU | .93 | 2.47 |
| IN-LINE STRAIGHT THREAD PORT SAE | 3/8 SAE-6 | | LQ6D46006RED | 1.025 | 2.22 |
| | 3/8 SAE-6 | | LQ6D46006BLU | 1.025 | 2.22 |
| | 1/2 SAE-8 | | LQ6D46008RED | 1.025 | 2.24 |
| | 1/2 SAE-8 | | LQ6D46008BLU | 1.025 | 2.24 |
| IN-LINE PIPE THREAD | 3/8" NPT | | LQ6D24006RED | 1.025 | 2.30 |
| | 3/8" NPT | | LQ6D24006BLU | 1.025 | 2.30 |
| IN-LINE PTF | 3/8" ID x 1/2" OD | | LQ6D20008RED | 1.025 | 2.52 |
| | 3/8" ID x 1/2" OD | | LQ6D20008BLU | 1.025 | 2.52 |

All measurements are in inches (millimeters) unless otherwise noted. Tubing must meet stated inside and outside diameters.

NSH SERIES CONNECTOR



NSH Series couplings couplings are general purpose versions of our pressure-balanced, non-spill, ChemQuik® CQG06 couplings. Molded polypropylene, EPDM seals and a 100% springless and metal-free flow path provide broad chemical resistance and exceptionally high flow capacity, allowing instant disconnects (and reconnects), even under pressure. Their non-spill design virtually eliminates spills, minimizes downtime and enhances operator safety in a very low cost package.

FEATURES

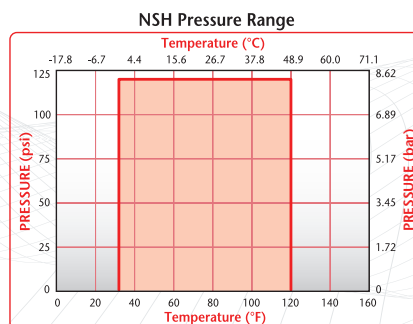
- Non-spill design
- Pressure-balanced design
- Springless flow path design
- Optional color coding

BENEFITS

- Ultimate protection from chemicals and fumes
- Failsafe disconnect, even under pressure; easy to reconnect at high pressure
- Eliminates source of metallic contaminants
- Helps prevent accidental misconnects



These graphs are intended to give you a general idea of the performance capabilities of each product line. The shaded area of each graph represents the operating range of the product family, i.e., upper and lower values are shown. Therefore, depending on the exact coupling configurations selected, you can reasonably expect values to fall within the shaded area.



Specifications ● ● ●

PRESSURE:

Vacuum to 120 psi, 8.3 bar

TEMPERATURE:

32°F to 120°F (0°C to 49°C)

MATERIALS:

- Main components:** Glass-filled polypropylene
- Thumb latch:** Glass-filled polypropylene
- O-rings:** EPDM
- Springs (non-wetted):** 316 stainless steel
- Compression nuts:** White polypropylene

COLOR:

Gray with dark gray accent standard; red or blue thumb latch and insert tip available.

TUBING SIZES:

3/8" to 3/4" ID, 9.5mm to 19.0mm ID

LUBRICANTS:

Krytox® PFPE (inert)

SPILLAGE:

0.03 cc/connect

INCLUSION:

0.42 cc per connect

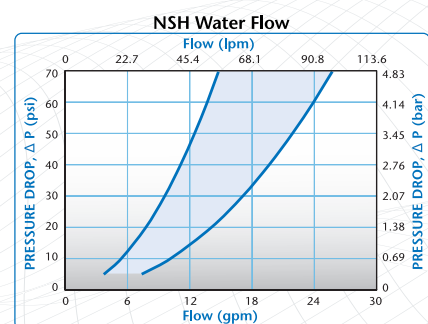
PANEL MOUNT:

Optional adaptor kit (see page 69)

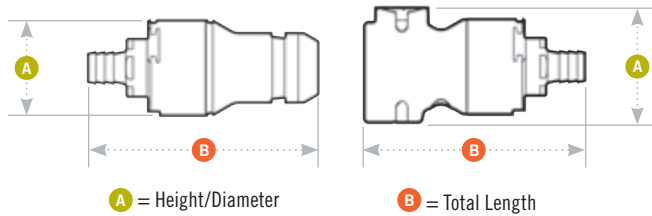
WARNING:

Pressure, temperature, chemicals, and operating environment can affect the performance of couplings. It is the customer's responsibility to test the suitability of CPC products in their own application conditions. Use the graphs below as a guide.

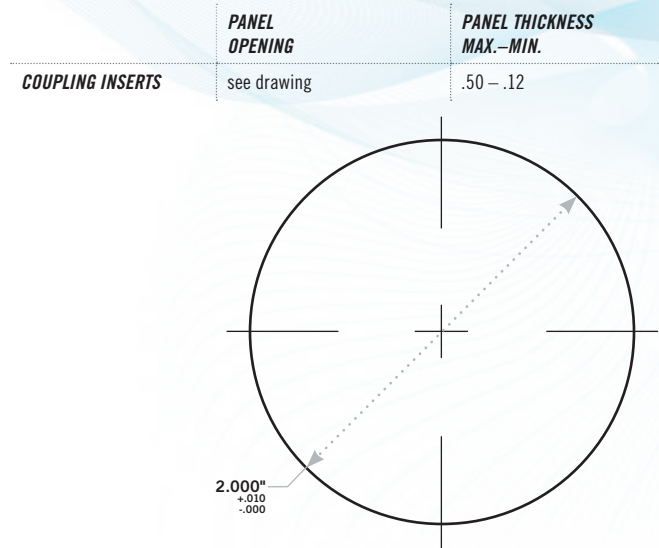
Compatible with ChemQuik® Dual Containment System; DrumQuik® Universal Dispense System and Asian Drum Adaptors.



NSH DIMENSIONS



Panel Dimensions



Coupling Bodies • POLYPROPYLENE

| TERMINATION | TUBING/THREAD SIZE | METRIC EQ. | SHUTOFF | A | B |
|------------------------|--------------------|------------|---------------|-----|------|
| IN-LINE PIPE THREAD | 3/8" FEMALE NPT | | NSHD19006 | 2.0 | 3.70 |
| | 3/8" BSPT | | NSHD10006BSPT | 2.0 | 3.67 |
| | 1/2" NPT | | NSHD10008 | 2.0 | 3.81 |
| | 3/4" NPT | | NSHD10012 | 2.0 | 4.01 |
| IN-LINE COMPRESSION | 3/8" OD | 9.5mm OD | NSHD13006 | 2.0 | 3.97 |
| | 1/2" OD | 12.7mm OD | NSHD13008 | 2.0 | 4.10 |
| IN-LINE HOSE BARB | 3/8" ID | 9.5mm ID | NSHD17006 | 2.0 | 3.73 |
| | 1/2" ID | 12.7mm ID | NSHD17008 | 2.0 | 3.73 |
| | 5/8" ID | 15.9mm ID | NSHD17010 | 2.0 | 3.88 |
| | 3/4" ID | 19.0mm ID | NSHD17012 | 2.0 | 3.88 |

Coupling Inserts • POLYPROPYLENE

| TERMINATION | TUBING/THREAD SIZE | METRIC EQ. | SHUTOFF | A | B |
|------------------------|--------------------|------------|---------------|------|------|
| IN-LINE PIPE THREAD | 3/8" FEMALE NPT | | NSHD26006 | 1.64 | 3.87 |
| | 3/8" BSPT | | NSHD24006BSPT | 1.64 | 3.84 |
| | 1/2" NPT | | NSHD24008 | 1.64 | 3.98 |
| | 3/4" NPT | | NSHD24012 | 1.64 | 3.98 |
| IN-LINE COMPRESSION | 3/8" OD | 9.5mm OD | NSHD20006 | 1.64 | 4.14 |
| | 1/2" OD | 12.7mm OD | NSHD20008 | 1.64 | 4.27 |
| IN-LINE HOSE BARB | 3/8" ID | 9.5mm ID | NSHD22006 | 1.64 | 3.90 |
| | 1/2" ID | 12.7mm ID | NSHD22008 | 1.64 | 3.90 |
| | 5/8" ID | 15.9mm ID | NSHD22010 | 1.64 | 4.05 |
| | 3/4" ID | 19.0mm ID | NSHD22012 | 1.64 | 4.05 |

All measurements are in inches (millimeters) unless otherwise noted. Tubing must meet stated inside and outside diameters.
*Panel mount kit can be used with body for front mount or insert for front or rear mount.

Accessories



| DESCRIPTION | PART NO. |
|---|-----------------------------------|
| PANEL MOUNT KIT: with panel seal Dust plug/cap for body or insert* | NSHPMKIT12 1800700 (not shown) |

HFC12 SERIES CONNECTOR



HFC12 Series couplings have flow comparable to many 1/2" flow couplings in a 3/8" body size. Compact and lightweight, HFC couplings replace bulky and heavy brass ball-and-sleeve couplings in a wide range of applications. An ergonomic design and a large, shrouded thumb latch pad produce a coupling that is easy to grip and simple to operate. An efficient valve design leads to high flow and low spillage.

FEATURES

- High efficiency valve
- Ergonomic design
- Polypropylene material
- Compatible

BENEFITS

- More flow in a compact size
- Easy to grip, simple to operate
- Chemically resistant and gamma sterilizable
- Mates with HFC35 and HFC57 couplings

Specifications ● ● ●

PRESSURE:

Vacuum to 60 psi, 4.2 bar

TEMPERATURE:

32°F to 160°F (0°C to 71°C)

MATERIALS:

- Main components and valves: Polypropylene
- Thumb latch: Polypropylene
- Valve spring (wetted): 316 stainless steel
- External springs: 316 stainless steel
- O-rings: EPDM
- Panel mount gasket: EPDM
- Compression nut, gripper, ferrule: Polypropylene

COLOR: Gray with dark gray latch

TUBING SIZES:

3/8" to 3/4" ID, 9.5mm to 19.0mm ID

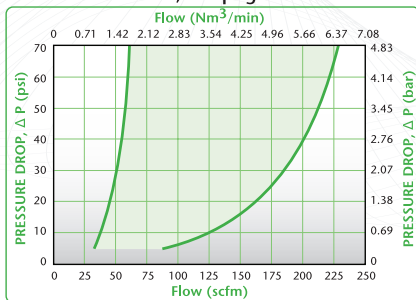
WARNING: Pressure, temperature, chemicals, and operating environment can affect the performance of couplings. It is the customer's responsibility to test the suitability of CPC's products in their own application conditions.

For compression termination specifications: 3/8" OD or 1/2" OD, +0.010/-0.000

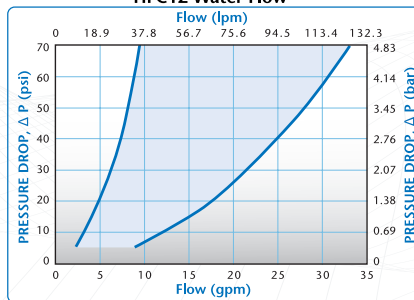
Note: Optional o-ring and spring materials are available, please contact CPC for details.

⚠ These graphs are intended to give you a general idea of the performance capabilities of each product line. The shaded area of each graph represents the operating range of the product family, i.e., upper and lower values are shown. Therefore, depending on the exact coupling configurations selected, you can reasonably expect values to fall within the shaded area.

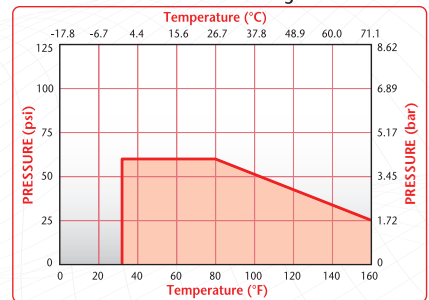
HFC12 Air Flow, 100 psig Inlet Pressure



HFC12 Water Flow



HFC12 Pressure Range



NOTES:

Liquid Flow Rate Information for Couplings

The chart below shows the flow rate for CPC couplings. Each coupling was tested with water at 70°F (21°C). To determine flow rates for specific coupling configurations use the formula at the right.

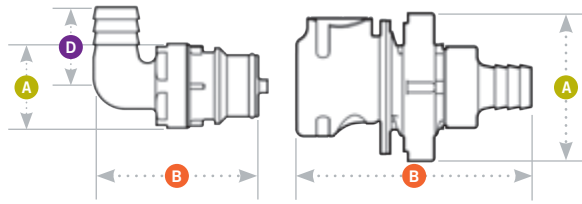
$$Q = C_v \sqrt{\frac{\Delta P}{S}}$$

- Q = Flow rate in gallons per minute
- C_v = Average coefficient across various flow rates (see chart)
- ΔP = Pressure drop across coupling (psi)
- S = Specific gravity of liquid

C_v VALUES FOR HFC12 COUPLINGS

| BODIES | INSERTS | HFC 22612 | HFCD 22612 | HFC 22812 | HFCD 22812 | HFC 23612 | HFCD 23612 | HFC 23812 | HFCD 23812 | HFC 24612 | HFCD 24612 | HFC 24812 | HFCD 24812 | HFCD 221212 | HFC 221212 |
|--------|------------|-----------|------------|-----------|------------|-----------|------------|-----------|------------|-----------|------------|-----------|------------|-------------|------------|
| | HFCD10612 | 1.27 | 1.27 | 1.62 | 1.51 | 1.14 | 1.14 | 1.46 | 1.36 | 1.80 | 1.58 | 1.70 | 1.65 | - | - |
| | HFCD10812 | 1.28 | 1.34 | 1.62 | 1.51 | 1.15 | 1.24 | 1.46 | 1.36 | 1.81 | 1.54 | 1.72 | 1.56 | - | - |
| | HFCD16612 | 1.07 | 1.00 | 1.17 | 1.14 | 0.96 | 0.90 | 1.05 | 1.03 | 1.33 | 1.26 | 1.30 | 1.24 | - | - |
| | HFCD16812 | 1.25 | 1.23 | 1.61 | 1.52 | 1.13 | 1.11 | 1.45 | 1.37 | 1.79 | 1.60 | 1.68 | 1.56 | - | - |
| | HFCD17612 | 1.07 | 1.00 | 1.17 | 1.14 | 0.96 | 0.90 | 1.05 | 1.03 | 1.33 | 1.26 | 1.30 | 1.24 | - | - |
| | HFCD17812 | 1.25 | 1.23 | 1.61 | 1.52 | 1.13 | 1.11 | 1.45 | 1.37 | 1.79 | 1.60 | 1.68 | 1.56 | - | - |
| | HFC171212 | - | - | - | - | - | - | - | - | - | - | - | - | 3.94 | - |
| | HFCD171212 | - | - | - | - | - | - | - | - | - | - | - | - | - | 2.04 |

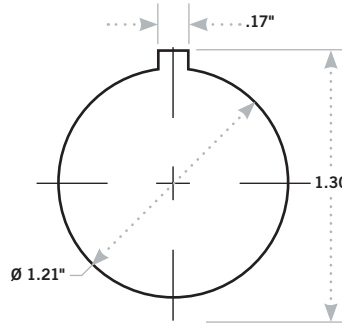
HFC12 DIMENSIONS



- A = Height/Diameter
- B = Total Length
- D = Elbow Radial Length

Panel Dimensions

| COUPLING BODIES | PANEL OPENING | PANEL THICKNESS MAX.-MIN. |
|-----------------|---------------|------------------------------|
| | see drawing | .25- .03 |



Gasket Thickness: .06"
 Mounting Hole: 1.21" diameter
 Coupling Spacing: 1.92" minimum

Coupling Bodies • POLYPROPYLENE

| TERMINATION | TUBING/THREAD SIZE | METRIC EQ. | STRAIGHT THRU | SHUTOFF | A | B |
|--|--------------------|------------|---------------|---------------|------|------|
| IN-LINE PIPE THREAD | 3/8" NPT | | HFC10612 | HFCD10612 | 1.44 | 2.69 |
| | 3/8" BSPT | | HFC10612BSPT | HFCD10612BSPT | 1.44 | 2.72 |
| | 1/2" NPT | | HFC10812 | HFCD10812 | 1.44 | 2.88 |
| | 3/4" NPT | | HFC101212 | HFCD101212 | 1.44 | 3.07 |
| BULKHEAD PANEL MOUNT HOSE BARB | 3/8" ID | 9.5mm ID | HFC16612 | HFCD16612 | 1.82 | 2.82 |
| | 1/2" ID | 12.7mm ID | HFC16812 | HFCD16812 | 1.82 | 2.82 |
| | 5/8" ID | 15.9mm ID | HFC161012 | HFCD161012 | 1.82 | 2.94 |
| | 3/4" ID | 19.0mm ID | HFC161212 | HFCD161212 | 1.82 | 2.94 |
| BULKHEAD PANEL MOUNT COMPRESSION | 3/8" OD | 9.5mm OD | HFC12612 | HFCD12612 | 1.82 | 2.96 |
| | 1/2" OD | 12.7mm OD | HFC12812 | HFCD12812 | 1.82 | 3.11 |
| IN-LINE HOSE BARB | 3/8" ID | 9.5mm ID | HFC17612 | HFCD17612 | 1.44 | 2.79 |
| | 1/2" ID | 12.7mm ID | HFC17812 | HFCD17812 | 1.44 | 2.79 |
| | 5/8" ID | 15.9mm ID | HFC171012 | HFCD171012 | 1.44 | 2.94 |
| | 3/4" ID | 19.0mm ID | HFC171212 | HFCD171212 | 1.44 | 2.94 |
| IN-LINE COMPRESSION | 3/8" OD | 9.5mm OD | HFC13612 | HFCD13612 | 1.44 | 2.96 |
| | 1/2" OD | 12.7mm OD | HFC13812 | HFCD13812 | 1.44 | 3.11 |

All measurements are in inches (millimeters) unless otherwise noted. Tubing must meet stated inside and outside diameters.

Accessories

| DESCRIPTION | MATERIAL | PART NO. |
|---|----------|----------|
| PANEL MOUNT GASKET REPLACEMENT: For sealing panel mount bodies listed above | EPDM | 621200 |

Also available in NSF listed versions, please visit our website for part number information.



Coupling Inserts • POLYPROPYLENE



TERMINATION IN-LINE PIPE THREAD

TUBING/THREAD SIZE METRIC EQ.

STRAIGHT THRU

SHUTOFF

A

B

D

| | | | | | |
|-----------|--|--------------|---------------|------|-----------|
| 3/8" NPT | | HFC24612 | HFCD24612 | 1.16 | 1.77/1.89 |
| 3/8" BSPT | | HFC24612BSPT | HFCD24612BSPT | 1.16 | 1.80/1.92 |
| 1/2" NPT | | HFC24812 | HFCD24812 | 1.16 | 1.95/2.07 |
| 3/4" NPT | | HFC241212 | HFCD241212 | 1.23 | 2.14/2.26 |

IN-LINE HOSE BARB (non-valved shown)

| | | | | | |
|---------|-----------|-----------|------------|------|-----------|
| 3/8" ID | 9.5mm ID | HFC22612 | HFCD22612 | 1.00 | 1.97/2.09 |
| 1/2" ID | 12.7mm ID | HFC22812 | HFCD22812 | 1.00 | 1.97/2.09 |
| 5/8" ID | 15.9mm ID | HFC221012 | HFCD221012 | 1.00 | 2.01/2.13 |
| 3/4" ID | 19.0mm ID | HFC221212 | HFCD221212 | 1.00 | 2.14/2.26 |

IN-LINE COMPRESSION (non-valved shown)

| | | | | | |
|---------|-----------|----------|-----------|------|-----------|
| 3/8" OD | 9.5mm OD | HFC20612 | HFCD20612 | 1.00 | 2.14/2.26 |
| 1/2" OD | 12.7mm OD | HFC20812 | HFCD20812 | 1.00 | 2.29/2.41 |

ELBOW HOSE BARB (non-valved shown)

| | | | | | | |
|---------|-----------|-----------|------------|------|-----------|-----|
| 3/8" ID | 9.5mm ID | HFC23612 | HFCD23612 | 1.00 | 1.93/2.05 | .93 |
| 1/2" ID | 12.7mm ID | HFC23812 | HFCD23812 | 1.00 | 1.97/2.09 | .93 |
| 3/4" ID | 19.0mm ID | HFC231212 | HFCD231212 | 1.00 | 1.95/2.07 | .93 |

All measurements are in inches (millimeters) unless otherwise noted. Tubing must meet stated inside and outside diameters. Couplings are pictured with valves unless otherwise noted.

DID YOU KNOW?

WHEN SELECTING A VALVED COUPLING FOR YOUR APPLICATION, make sure to order a part number with a D just before the numeric portion of the part number. For example, HFC101212 does not have a shutoff valve; HFCD101212 would be the correct part number to order for a valved coupling.

To visually identify a part to determine whether or not it is valved, disconnect the coupling body and insert, and then look through the part. If you can see light all the way through, your part is non-valved. If there is anything obstructing the light, you probably have a valved part. Please contact Customer Service at 1-800-444-2474 or 651-645-0091 if you need further assistance.

HFC35 & HFC57 SERIES CONNECTOR



HFC35 Series polysulfone couplings are able to withstand demanding applications and feature physical strength, chemical resistance and autoclavability.

HFC57 Series polysulfone couplings are UV resistant and able to withstand continued exposure to harmful UV rays without affecting performance.

Both can operate in harsh environments in temperatures from -40°F to 280°F (-40°C to 138°C) and pressures from vacuum to 125 psi (8.6 bar). An ergonomic design and a large, shrouded thumb latch pad produce a coupling that is easy to grip and simple to operate. An efficient valve design leads to high flow and exceptionally low spillage. Both series also add bulkhead panel mount, garden hose thread and Hastelloy® C spring options.

FEATURES

- Polysulfone (HFC35)
- UV Polysulfone (HFC57)
- High efficiency valve
- Ergonomic design
- Compatible

BENEFITS

- Physically strong and autoclavable
- Physically strong and UV resistant
- More flow and less spillage in a compact size
- Easy to grip, simple to operate
- Mates with HFC12 couplings

Specifications ● ● ●

PRESSURE:

Vacuum to 125 psi, 8.6 bar

TEMPERATURE:

-40°F to 280°F (-40°C to 138°C)

MATERIALS:

Main components and valves:
 HFC35 - Polysulfone
 HFC57 - UV-resistant polysulfone

THUMB LATCH:

HFC35 - Polysulfone
 HFC57 - UV-resistant polysulfone

Valve spring: 316 stainless steel

External springs: 316 stainless steel

O-rings: EPDM

Panel mount gasket: EPDM

Female GHT gasket: FDA EPDM

COLORS:

HCF35 - Natural white, dark gray latch
 HCF57 - Black, black latch

TUBING SIZES:

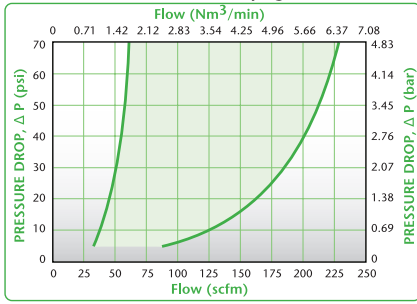
3/8" to 3/4" ID, 9.5mm to 19.0mm ID

WARNING: Pressure, temperature, chemicals, and operating environment can affect the performance of couplings. It is the customer's responsibility to test the suitability of CPC products in their own application conditions. Use the graphs on the following page as a guide.

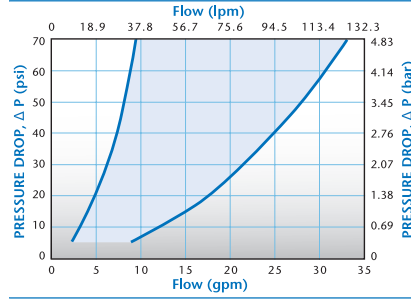
Also available in NSF listed versions, please visit our website for part number information.



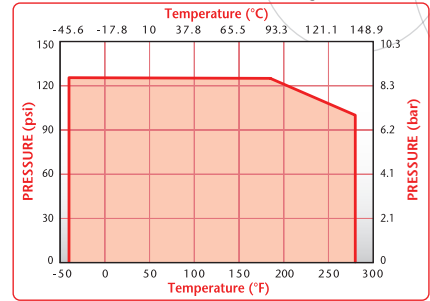
HFC35/57 Air Flow, 100 psig Inlet Pressure



HFC35/57 Water Flow



HFC35/57 Pressure Range



DID YOU KNOW?

THE HFC57 SERIES POLYSULFONE COUPLINGS ARE UV-RESISTANT AND ABLE TO WITHSTAND CONTINUED EXPOSURE TO HARMFUL RAYS WITHOUT AFFECTING PERFORMANCE?

These couplings offer all the same features as our HFC12 and HFC35 Series with the added advantage of UV-resistance to protect the strength and durability of your fluid connections. Use the HFC57 couplings in outdoor applications such as watercraft, lawn irrigation systems and solar heating on roofs and decks where a connector is subjected to the harsh rays of the sun.

⤴ These graphs are intended to give you a general idea of the performance capabilities of each product line. The shaded area of each graph represents the operating range of the product family, i.e., upper and lower values are shown. Therefore, depending on the exact coupling configurations selected, you can reasonably expect values to fall within the shaded area.

NOTES:

HFC35 DIMENSIONS

HFC35 Coupling Bodies • POLYSULFONE

| TERMINATION | TUBING/THREAD SIZE | METRIC EQ. | STRAIGHT THRU | SHUTOFF | A | B |
|--------------------------------------|--------------------|------------|---------------|----------------|------|------|
| | | | | | | |
| IN-LINE PIPE THREAD | 3/8" NPT | | HFC10635 | HFCD10635 | 1.44 | 2.73 |
| | 3/8" BSPT | | HFC10635BSPT | HFCD10635BSPT | 1.44 | 2.73 |
| | 1/2" NPT | | HFC10835 | HFCD10835 | 1.44 | 2.88 |
| | 1/2" BSPT | | HFC10835BSPT | HFCD10835BSPT | 1.44 | 2.88 |
| | 3/4" NPT | | HFC101235 | HFCD101235 | 1.44 | 3.12 |
| | 3/4" BSPT | | HFC101235BSPT | HFCD101235BSPT | 1.44 | 3.12 |
| IN-LINE PIPE THREAD (FEMALE) | 3/4" GHT | | HFC191235GHT | HFCD191235GHT | 1.44 | 2.70 |
| | 3/4" BSPP | | HFC191235BSPP | HFCD191235BSPP | 1.44 | 2.70 |
| BULKHEAD PANEL MOUNT HOSE BARB | 3/8" ID | 9.5mm ID | HFC16635 | HFCD16635 | 1.44 | 2.82 |
| | 1/2" ID | 12.7mm ID | HFC16835 | HFCD16835 | 1.44 | 2.82 |
| | 5/8" ID | 15.9mm ID | HFC161035 | HFCD161035 | 1.44 | 2.94 |
| | 3/4" ID | 19.0mm ID | HFC161235 | HFCD161235 | 1.44 | 2.94 |
| IN-LINE HOSE BARB | 3/8" ID | 9.5mm ID | HFC17635 | HFCD17635 | 1.44 | 2.82 |
| | 1/2" ID | 12.7mm ID | HFC17835 | HFCD17835 | 1.44 | 2.82 |
| | 5/8" ID | 15.9mm ID | HFC171035 | HFCD171035 | 1.44 | 2.94 |
| | 3/4" ID | 19.0mm ID | HFC171235 | HFCD171235 | 1.44 | 2.94 |

HFC35 Coupling Inserts • POLYSULFONE

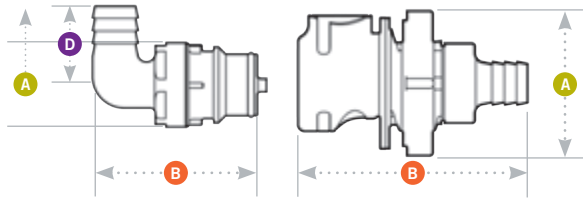
| TERMINATION | TUBING/THREAD SIZE | METRIC EQ. | STRAIGHT THRU | SHUTOFF | A | B | D |
|--|--------------------|------------|---------------|----------------|------|-----------|-----|
| | | | | | | | |
| IN-LINE PIPE THREAD (non-valved shown) | 3/8" NPT | | HFC24635 | HFCD24635 | 1.16 | 1.82/1.94 | |
| | 3/8" BSPT | | HFC24635BSPT | HFCD24635BSPT | 1.16 | 1.97/2.09 | |
| | 1/2" NPT | | HFC24835 | HFCD24835 | 1.16 | 1.97/2.09 | |
| | 1/2" BSPT | | HFC24835BSPT | HFCD24835BSPT | 1.16 | 1.17/2.09 | |
| | 3/4" NPT | | HFC241235 | HFCD241235 | 1.23 | 2.22/2.34 | |
| | 3/4" BSPT | | HFC241235BSPT | HFCD241235BSPT | 1.23 | 2.21/2.33 | |
| IN-LINE PIPE THREAD (FEMALE) (non-valved shown) | 3/4" GHT | | HFC241235GHT | HFCD241235GHT | 1.23 | 2.03/2.15 | |
| | 3/4" BSPP | | HFC261235BSPP | HFCD261235BSPP | 1.37 | 1.79/1.91 | |
| IN-LINE HOSE BARB (non-valved shown) | 3/8" ID | 9.5mm ID | HFC22635 | HFCD22635 | 1.00 | 1.91/2.03 | |
| | 1/2" ID | 12.7mm ID | HFC22835 | HFCD22835 | 1.00 | 1.91/2.03 | |
| | 5/8" ID | 15.9mm ID | HFC221035 | HFCD221035 | 1.00 | 2.03/2.15 | |
| | 3/4" ID | 19.0mm ID | HFC221235 | HFCD221235 | 1.00 | 2.03/2.15 | |
| ELBOW HOSE BARB (non-valved shown) | 3/8" ID | 9.5mm ID | HFC23635 | HFCD23635 | 1.00 | 1.92/2.04 | .93 |
| | 1/2" ID | 12.7mm ID | HFC23835 | HFCD23835 | 1.00 | 1.96/2.08 | .93 |

⚡ HFC35 & HFC57 Accessories >>

| DESCRIPTION | MATERIAL | PART NO. |
|---|----------|----------|
| PANEL MOUNT GASKET REPLACEMENT: For sealing panel mount bodies listed above | EPDM | 621200 |
| GHT GASKET REPLACEMENT: For sealing female threads | FDA EPDM | 2339400 |

All measurements are in inches (millimeters) unless otherwise noted. Tubing must meet stated inside and outside diameters.

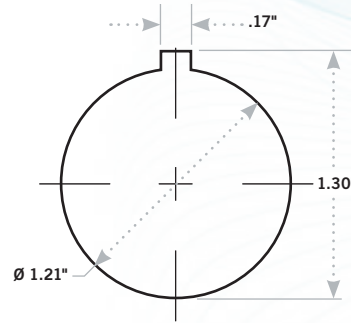
HFC57 DIMENSIONS



- A** = Height/Diameter
- B** = Total Length
- D** = Elbow Radial Length

Panel Dimensions

| | PANEL OPENING | PANEL THICKNESS MAX.-MIN. |
|-----------------|---------------|------------------------------|
| COUPLING BODIES | see drawing | .25-.03 |



Gasket Thickness: .06"
 Mounting Hole: 1.21" diameter
 Coupling Spacing: 1.92" minimum

HFC57 Coupling Bodies • UV POLYSULFONE

| TERMINATION | TUBING/THREAD SIZE | METRIC EQ. | STRAIGHT THRU | SHUTOFF | A | B |
|--------------------------------------|--------------------|------------|---------------|----------------|------|------|
| IN-LINE PIPE THREAD | 3/8" BSPT | | HFC10657BSPT | HFCD10657BSPT | 1.44 | 2.73 |
| | 1/2" NPT | | HFC10857 | HFCD10857 | 1.44 | 2.88 |
| | 1/2" BSPT | | HFC10857BSPT | HFCD10857BSPT | 1.44 | 2.88 |
| | 3/4" BSPT | | HFC101257BSPT | HFCD101257BSPT | 1.44 | 3.12 |
| | 3/4" GHT | | HFC101257GHT | HFCD101257GHT | 1.44 | 2.94 |
| IN-LINE PIPE THREAD (FEMALE) | 3/4" GHT | | HFC191257GHT | HFCD191257GHT | 1.44 | 2.70 |
| | 3/4" BSPP | | HFC191257BSPP | HFCD191257BSPP | 1.44 | 2.70 |
| BULKHEAD PANEL MOUNT HOSE BARB | 3/8" ID | 9.5mm ID | | HFCD16657 | 1.82 | 2.82 |
| | 1/2" ID | 12.7mm ID | | HFCD16857 | 1.82 | 2.82 |
| | 5/8" ID | 15.9mm ID | | HFCD161057 | 1.82 | 2.94 |
| | 3/4" ID | 19.0mm ID | | HFCD161257 | 1.82 | 2.94 |
| IN-LINE HOSE BARB | 3/8" ID | 9.5mm ID | HFC17657 | HFCD17657 | 1.44 | 2.82 |
| | 1/2" ID | 12.7mm ID | HFC17857 | HFCD17857 | 1.44 | 2.82 |
| | 5/8" ID | 15.9mm ID | HFC171057 | HFCD171057 | 1.44 | 2.94 |
| | 3/4" ID | 19.0mm ID | HFC171257 | HFCD171257 | 1.44 | 2.94 |

HFC57 Coupling Inserts • UV POLYSULFONE

| TERMINATION | TUBING/THREAD SIZE | METRIC EQ. | STRAIGHT THRU | SHUTOFF | A | B |
|--|--------------------|------------|---------------|----------------|------|-----------|
| IN-LINE PIPE THREAD (non-valved shown) | 3/8" BSPT | | HFC24657BSPT | HFCD24657BSPT | 1.16 | 1.84/1.96 |
| | 1/2" BSPT | | HFC24857BSPT | HFCD24857BSPT | 1.16 | 1.99/2.07 |
| | 1/2" NPT | | HFC24857 | HFCD24857 | 1.16 | 1.95/2.11 |
| | 3/4" BSPT | | HFC241257BSPT | HFCD241257BSPT | 1.23 | 2.19/2.31 |
| | 3/4" GHT | | HFC241257GHT | HFCD241257GHT | 1.16 | 2.15/2.27 |
| IN-LINE PIPE THREAD (FEMALE) (non-valved shown) | 3/4" GHT | | HFC261257GHT | HFCD261257GHT | 1.37 | 1.79/1.91 |
| | 3/4" BSPP | | HFC261257BSPP | HFCD261257BSPP | 1.37 | 1.79/1.91 |
| IN-LINE HOSE BARB (non-valved shown) | 3/8" ID | 9.5mm ID | HFC22657 | HFCD22657 | 1.00 | 1.91/2.03 |
| | 1/2" ID | 12.7mm ID | HFC22857 | HFCD22857 | 1.00 | 1.91/2.03 |
| | 5/8" ID | 15.9mm ID | HFC221057 | HFCD221057 | 1.00 | 2.03/2.15 |
| | 3/4" ID | 19.0mm ID | HFC221257 | HFCD221257 | 1.00 | 2.03/2.15 |

All measurements are in inches (millimeters) unless otherwise noted. Tubing must meet stated inside and outside diameters. Couplings are pictured with valves unless otherwise noted.

FFC35 SERIES CONNECTOR



FFC35 Series 1/2" flow couplings feature double the flow of the HFC Series couplings. The FFC Series has a non-valved bore that increases flow and minimizes turbulence. The polysulfone material is able to withstand demanding applications and features physical strength, chemical resistance and autoclavability. An ergonomic design and a large, shrouded thumb latch pad produce a coupling that is easy to grip and simple to operate.

FEATURES


- No valves
- Polysulfone material
- Ergonomic design

BENEFITS

- Exceptional flow
- Physically strong and autoclavable
- Easy to grip, simple to operate

NON-VALVED

CPC's FFC35 Series couplings feature a wide open, straight-thru flow path.



Specifications ● ● ●

PRESSURE:

Vacuum to 125 psi, 8.6 bar

TEMPERATURE:

-40°F to 280°F (-40°C to 138°C)

MATERIALS:

Main components: Polysulfone

Thumb latch: Polysulfone

External spring: 316 stainless steel

O-rings: FDA Buna-N

Panel mount gasket: EPDM

Female GHT gasket: FDA EPDM

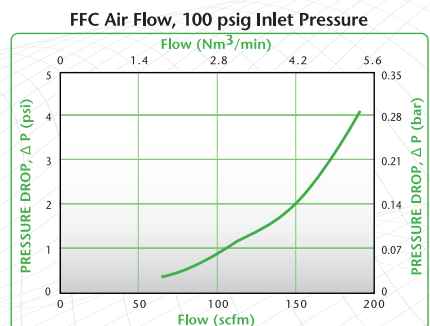
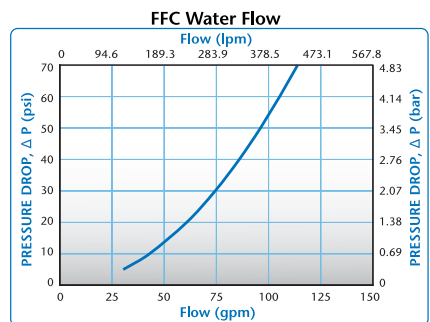
COLOR:

Natural white with dark gray latch

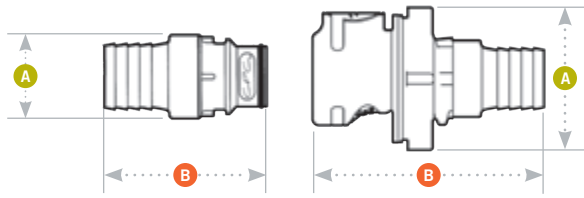
TUBING SIZES: 3/4" ID, 19.0mm ID

WARNING: Pressure, temperature, chemicals, and operating environment can affect the performance of couplings. It is the customer's responsibility to test the suitability of CPC products in their own application conditions. Use the graphs on the following page as a guide.

⚠ These graphs are intended to give you a general idea of the performance capabilities of each product line. The shaded area of each graph represents the operating range of the product family, i.e., upper and lower values are shown. Therefore, depending on the exact coupling configurations selected, you can reasonably expect values to fall within the shaded area.

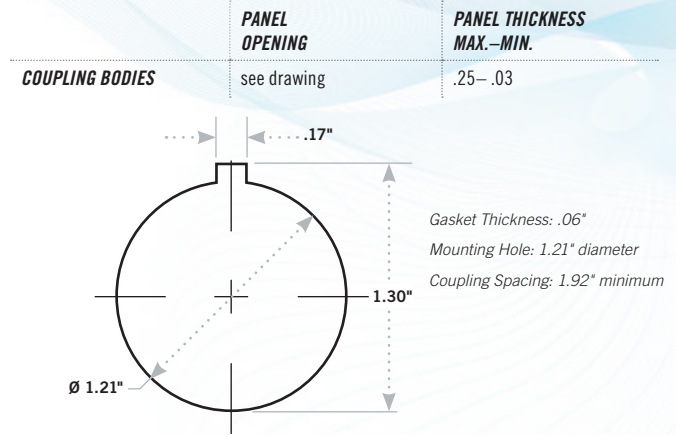


FFC35 DIMENSIONS



A = Height/Diameter
B = Total Length

Panel Dimensions



Coupling Bodies • POLYSULFONE



| TERMINATION | TUBING/THREAD SIZE | METRIC EQ. | STRAIGHT THRU | A | B |
|--------------------------------------|--------------------|------------|---------------|------|------|
| IN-LINE PIPE THREAD | 1/2" NPT | | FFC10835 | 1.44 | 2.88 |
| | 1/2" BSPT | | FFC10835BSPT | 1.44 | 2.88 |
| | 3/4" NPT | | FFC101235 | 1.44 | 3.12 |
| | 3/4" BSPT | | FFC101235BSPT | 1.44 | 3.12 |
| | 3/4" GHT | | FFC101235GHT | 1.44 | 2.94 |
| IN-LINE PIPE THREAD (FEMALE) | 3/4" GHT | | FFC191235GHT | 1.44 | 2.70 |
| | 3/4" BSPP | | FFC191235BSPP | 1.44 | 2.70 |
| BULKHEAD PANEL MOUNT HOSE BARB | 3/4" ID | 19.0mm ID | FFC161235 | 1.82 | 2.94 |
| | 3/4" ID | 19.0mm ID | FFC171235 | 1.44 | 2.94 |

Coupling Inserts • POLYSULFONE



| TERMINATION | TUBING/THREAD SIZE | METRIC EQ. | STRAIGHT THRU | A | B |
|--|--------------------|------------|---------------|------|------|
| IN-LINE PIPE THREAD (non-valved shown) | 1/2" NPT | | FFC24835 | 1.16 | 1.95 |
| | 1/2" BSPT | | FFC24835BSPT | 1.16 | 1.95 |
| | 3/4" NPT | | FFC241235 | 1.23 | 2.14 |
| | 3/4" BSPT | | FFC241235BSPT | 1.23 | 2.14 |
| | 3/4" GHT | | FFC241235GHT | 1.16 | 2.01 |
| IN-LINE PIPE THREAD (FEMALE) (non-valved shown) | 3/4" GHT | | FFC261235GHT | 1.37 | 1.77 |
| | 3/4" BSPP | | FFC261235BSPP | 1.37 | 1.77 |
| IN-LINE HOSE BARB (non-valved shown) | 3/4" ID | 19.0mm ID | FFC221235 | 1.00 | 2.02 |

All measurements are in inches (millimeters) unless otherwise noted. Tubing must meet stated inside and outside diameters. Couplings are pictured with valves unless otherwise noted.

Accessories

| DESCRIPTION | MATERIAL | PART NO. |
|--|----------|----------|
| PANEL MOUNT GASKET REPLACEMENT: For sealing panel mount bodies listed above | EPDM | 621200 |
| GHT GASKET REPLACEMENT: For sealing female threads | FDA EPDM | 2339400 |

TENTUBE SERIES CONNECTOR



CONNECT UP TO 10 TUBES
IN ONE EASY MOTION!

The Tentube™ coupling provides one easy-to-use quick disconnect for up to ten separate fluid lines. The Tentube is available with valves on the body side in panel mount or in-line configurations for maximum design flexibility. The Tentube can connect and disconnect up to ten lines with the use of a simple slide latch. Tubing orientation is ensured by keying the coupling body and insert. Different fluids and tubing sizes can be accommodated by using acetal or polypropylene inserts in three popular sizes.

FEATURES

- Ten line connection
- Separate flow paths
- Insert is keyed to body
- Acetal or polypropylene inserts

BENEFITS

- Fast, efficient operation
- Pressure and/or vacuum in one coupling
- Ensures correct line orientation
- Maximize design flexibility

Specifications ● ● ●

PRESSURE:

Vacuum to 100 psi, 6.9 bar per line

TEMPERATURE:

Acetal fitting inserts:
-40°F to 180°F (-40°C to 82°C)

Polypropylene fitting inserts:
32°F to 180°F (0°C to 82°C)

MATERIALS:

Main components: Nylon

Valves: Acetal

Valve springs: 316 stainless steel

Fitting inserts: Acetal or polypropylene

O-rings: Buna-N with acetal
or EPDM with polypropylene

Panel mount adapter: Acetal

Tube shroud: Acetal

COLOR:

Main components:

Black with red locking latch

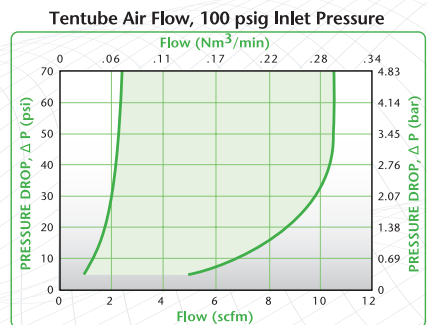
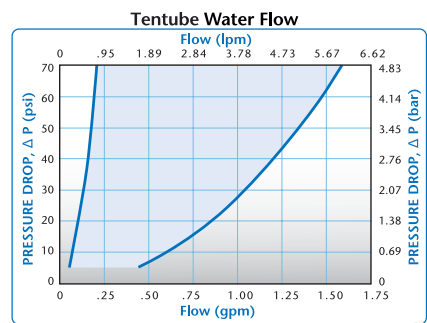
Tube shroud: Black

Panel mount adapter: Black

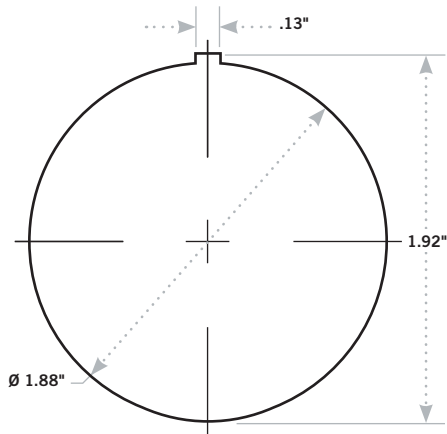
TUBING SIZES:

1/16" to 1/8" ID, 1.6mm to 3.2mm ID

⚠ These graphs are intended to give you a general idea of the performance capabilities of each product line. The shaded area of each graph represents the operating range of the product family, i.e., upper and lower values are shown. Therefore, depending on the exact coupling configurations selected, you can reasonably expect values to fall within the shaded area.



TENTUBE DIMENSIONS



Panel Dimensions

| | PANEL OPENING | PANEL THICKNESS MAX.–MIN. |
|-----------------|---------------|---------------------------|
| COUPLING BODIES | see drawing | .44–.06 |

Fitting Bodies • ACETAL/POLYPROPYLENE



TERMINATION COMPLETE COUPLING SET

COUPLING BODY WITH FEMALE FITTING BODIES

COUPLING INSERT WITH MALE FITTING INSERTS

| TUBING SIZE | METRIC EQ. | ACETAL STRAIGHT THRU | ACETAL SHUTOFF | POLYPROPYLENE STRAIGHT THRU |
|-------------------------|------------|----------------------|----------------|-----------------------------|
| 1/16" ID | 1.6mm ID | TT1001 | TTD1001 | TT100112 |
| 1/8" ID | 3.0mm ID | TT10M3 | TTD10M3 | |
| 1/8" ID | 3.2mm ID | TT1002 | TTD1002 | TT100212 |
| 1/16" ID | 1.6mm ID | TFB1001 | TFBD1001 | TFB100112 |
| 1/8" ID | 3.0mm ID | TFB10M3 | TFBD10M3 | |
| 1/8" ID | 3.2mm ID | TFB1002 | TFBD1002 | TFB100212 |
| Without fitting bodies | | TFB10 | | |
| 1/16" ID | 1.6mm ID | TMB1001 | | TMB100112 |
| 1/8" ID | 3.0mm ID | TMB10M3 | | |
| 1/8" ID | 3.2mm ID | TMB1002 | | TMB100212 |
| Without fitting inserts | | TMB10 | | |

Fitting Inserts • ACETAL/POLYPROPYLENE



TERMINATION IN-LINE HOSE BARB

IN-LINE HOSE BARB (FEMALE)

| TUBING SIZE | METRIC EQ. | ACETAL STRAIGHT THRU | ACETAL SHUTOFF | POLYPROPYLENE STRAIGHT THRU |
|-------------|------------|----------------------|----------------|-----------------------------|
| 1/16" ID | 1.6mm ID | TMF01 | | TMF0112 |
| 1/8" ID | 3.0mm ID | TMFM3 | | |
| 1/8" ID | 3.2mm ID | TMF02 | | TMF0212 |
| 1/16" ID | 1.6mm ID | TFF01 | TFFD01 | TFF0112 |
| 1/8" ID | 3.0mm ID | TFFM3 | TFFDM3 | |
| 1/8" ID | 3.2mm ID | TFF02 | TFFD02 | TFF0212 |

Note: Acetal bodies and inserts are also available in white. To order, add MWHT to the end of the part number.

Accessories



DESCRIPTION

TUBE SHROUD: snaps into either half

PART NO.

TS10

PANEL MOUNT ADAPTER & NUT: 7/16" max. panel thickness; requires 1.875" diameter hole

TPM10

Note: Use TMF and TFF inserts and bodies for custom designed assemblies.

All measurements are in inches (millimeters) unless otherwise noted. Tubing must meet stated inside and outside diameters. Couplings are pictured with valves unless otherwise noted.

TWIN TUBE & SIXTUBE SERIES CONNECTOR

Twin Tube Specifications

PRESSURE:

Vacuum to 120 psi, 8.3 bar per line

TEMPERATURE:

-40°F to 180°F (-40°C to 82°C)

MATERIALS:

Main components: Acetal, ABS

Valves: Acetal

Thumb latch: Stainless steel

External springs and pin: Stainless steel

O-rings: Buna-N

COLOR: Natural white with aqua latch

TUBING SIZES:

1/16" to 1/8" ID, 1.6mm to 3.2mm ID

Sixtube Specifications

PRESSURE:

Vacuum to 100 psi, 6.9 bar per line

TEMPERATURE:

Acetal fitting inserts: -40°F to 180°F (-40°C to 82°C)

Polypropylene fitting inserts: 32°F to 180°F (0°C to 82°C)

MATERIALS:

Main components: Acetal

Valves: Acetal

Fitting inserts: Acetal, polypropylene

Thumb latch: Acetal

Valve spring: 316 stainless steel

O-rings: Buna-N with acetal or EPDM with polypropylene

COLOR: Natural white with aqua latch

TUBING SIZES:

1/16" to 1/8" ID, 1.6mm to 3.2mm ID

NOTE: Caution must be observed when ordering Sixtube assemblies. Body and insert halves which both contain female or male fittings will not couple. Contact CPC for questions and ordering assistance.

The Twin Tube™ coupling provides one easy-to-use quick disconnect for two separate fluid lines. The non-valved Twin Tube maintains two individual flow paths in one coupling. Featuring the CPC thumb latch, the Twin Tube can disconnect two lines with the push of a button. The panel mount design keeps a low profile on the front of the equipment panel.

The Sixtube™ coupling provides one easy-to-use quick disconnect for up to six separate fluid lines. The Sixtube is available with valves on either side for maximum design flexibility. Featuring the CPC thumb latch, the Sixtube can disconnect up to six lines with the push of a button. The snap-in panel mount design keeps a low profile on the front of the equipment panel.

FEATURES

Two/six line connection

Separate flow paths

Sixtube insert is keyed to body

Free coupling rotation (Twin Tube)

CPC thumb latch

BENEFITS

Fast, efficient operation

Pressure and/or vacuum in one coupling

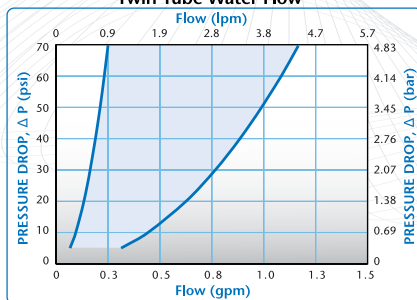
Ensures correct line orientation

Eliminates kinked tubing

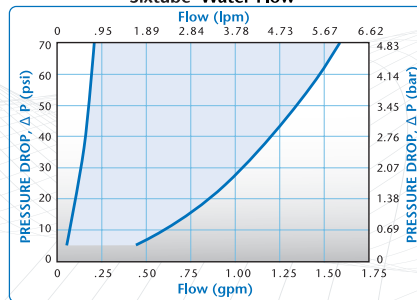
One-hand connection and disconnection

⚠ These graphs are intended to give you a general idea of the performance capabilities of each product line. The shaded area of each graph represents the operating range of the product family, i.e., upper and lower values are shown. Therefore, depending on the exact coupling configurations selected, you can reasonably expect values to fall within the shaded area.

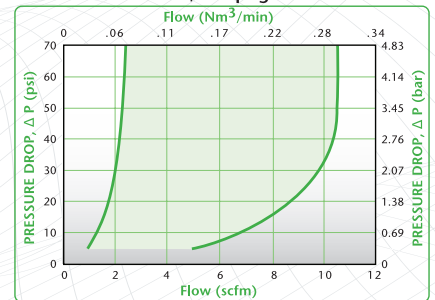
Twin Tube Water Flow



Sixtube Water Flow

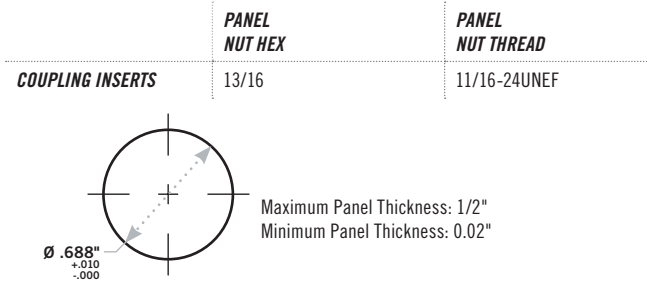


Sixtube Air Flow, 100 psig Inlet Pressure

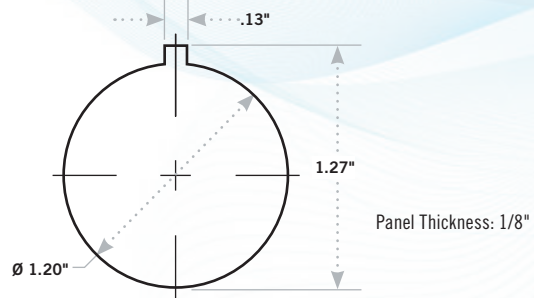


TWINTUBE & SIXTUBE DIMENSIONS

Twin Tube™ Body Panel Mount Dimensions



Sixtube™ Insert Panel Mount Dimensions



Twintube Coupling Bodies • ACETAL/ABS



ABS part shown

TERMINATION
PANEL MOUNT
HOSE BARB

TUBING SIZE
1/16" ID
1/8" ID

METRIC EQ.
1.6mm ID
3.2mm ID

ACETAL
STRAIGHT THRU
PTC16010
PTC16020

ABS
STRAIGHT THRU
PTC1602096

Twintube Coupling Inserts • ACETAL/ABS



Acetal part shown

TERMINATION
IN-LINE
HOSE BARB

TUBING SIZE
1/16" ID
1/8" ID

METRIC EQ.
1.6mm ID
3.2mm ID

ACETAL
STRAIGHT THRU
PTC22010
PTC22020

ABS
STRAIGHT THRU
PTC2202096

Sixtube Coupling Bodies • ACETAL/POLYPROPYLENE



Acetal part shown

TERMINATION
WITH MALE FITTING
INSERTS

TUBING SIZE
1/16" ID
1/8" ID

METRIC EQ.
1.6mm ID
3.0mm ID
3.2mm ID

ACETAL
STRAIGHT THRU
SXM1701
SXM17M3
SXM1702

ABS
SHUTOFF

POLYPROPYLENE
STRAIGHT THRU
SXM170112

WITH FEMALE
FITTING BODIES

1/16" ID
1/8" ID

1.6mm ID
3.0mm ID
3.2mm ID

SXF1701
SXF17M3
SXF1702

SXFD1701
SXFD17M3
SXFD1702

SXF170112
SXF170212

WITHOUT FITTINGS

SX17

Sixtube Coupling Inserts • ACETAL/POLYPROPYLENE



Acetal part shown

TERMINATION
WITH MALE FITTING
INSERTS

TUBING SIZE
1/16" ID
1/8" ID

METRIC EQ.
1.6mm ID
3.0mm ID
3.2mm ID

ACETAL
STRAIGHT THRU
SXM4201
SXM42M3
SXM4202

ABS
SHUTOFF

POLYPROPYLENE
STRAIGHT THRU
SXM420112

WITH FEMALE
FITTING BODIES

1/16" ID
1/8" ID

1.6mm ID
3.0mm ID
3.2mm ID

SXF4201
SXF42M3
SXF4202

SXFD4201
SXFD42M3
SXFD4202

SXF420112
SXF420212

WITHOUT FITTINGS


SX42

Accessories

DESCRIPTION
SIXTUBE PRESSURE PLUGS

PART NO.
TMPMWH

MULTI-MOUNT SERIES CONNECTOR



Multi-Mount couplings provide one easy-to-use coupling for connecting from three to five lines at once. Multi-mount couplings are available in a wide variety of materials including acetal and chrome-plated brass. Multi-mounts are keyed to prevent mismatched connections and can be configured with or without valves for maximum design flexibility.

FEATURES

- Three to five line connection
- Separate flow paths
- Insert is keyed to body
- Acetal or chrome-plated brass

BENEFITS

- Fast, efficient operation
- Pressure and/or vacuum in one coupling
- Ensures correct line orientation
- Maximize design flexibility

Specifications ● ● ●

PRESSURE:

Minimum: Vacuum

Maximum: Brass = 500 psi / no. of stations
or Acetal = 240 psi / no. of stations

TEMPERATURE:

-40°F to 180°F (-40°C to 82°C)

MATERIALS:

Main components: Acetal or chrome-plated brass

Thumb latch: Stainless steel

Mounting Plate: Black anodized aluminum

Valves: Acetal

Valve spring: 316 stainless steel

External springs and pin: Stainless steel

O-ring: Buna-N

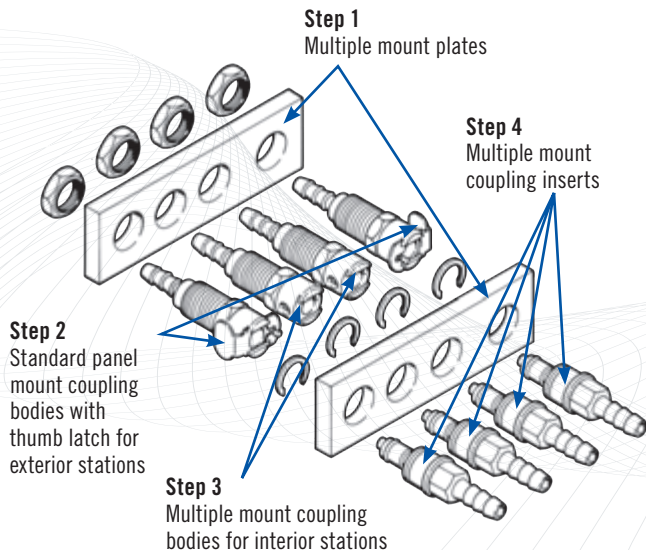
TUBING SIZES:

1/8" to 3/8" ID, 3.2mm to 9.5mm ID

Retaining clip is included with each insert

Multiple mount inserts are designed for mounting in 1/4" thick plates

Note: To order in chrome-plated brass, eliminate the "P" at the beginning of the part number.



Four-Step Multi-Mount Ordering Process

STEP 1: Determine flow size and termination type.

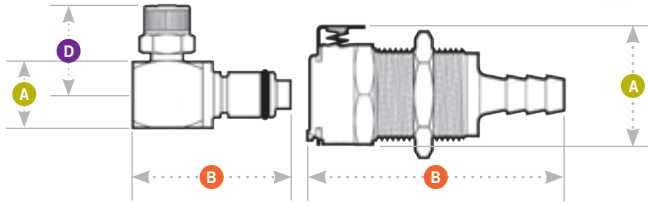
STEP 2: Order two "multiple mount plates" (one for the coupling bodies and one for the coupling inserts) with the appropriate number of connection stations for your specific application (available in 3, 4, or 5 connections, or construct your own). Refer to next page.

STEP 3: Order two "standard panel mount coupling bodies with thumb latches" for the exterior stations.

STEP 4: Order an appropriate number of "multiple mount coupling bodies without thumb latches" to accommodate the remaining interior stations.

STEP 5: Order an appropriate number of "multiple mount inserts" to connect with standard and multiple mount bodies.

MULTI-MOUNT SERIES DIMENSIONS



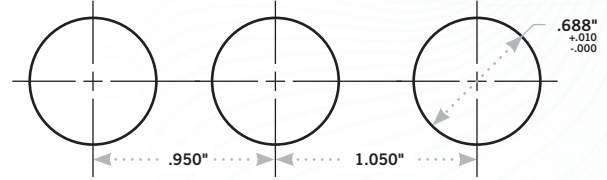
A = Height/Diameter **B** = Total Length **D** = Elbow Radial Length

Multiple mount plates are keyed to prevent misconnections. >>>
Multiple mount minimum coupling spacing: CPC offsets the last hole on the mounting plates so they cannot be misconnected.

MM SERIES 1/8" Flow



LM SERIES 1/4" Flow



Multiple Mount Plates

Information in **RED** indicates 1/8" flow couplings. These are not compatible with 1/4" flow couplings in non-shaded sections.



| NUMBER OF STATIONS | 1/8" FLOW SIZE | LENGTH | 1/4" FLOW SIZE | LENGTH |
|--------------------|----------------|--------|----------------|--------|
| 3 | CP103 | 2.60 | LCP103 | 3.00 |
| 4 | CP104 | 3.35 | LCP104 | 3.35 |
| 5 | CP105 | 4.10 | LCP105 | 4.90 |

Retaining Rings

| COUPLING SERIES | PART NO. (REPLACEMENTS) |
|-----------------|-------------------------|
| MC/PMC | 101700 |
| LC/PLC | 278100 |

Coupling Bodies • ACETAL



TERMINATION
PANEL MOUNT
FERRULELESS
POLYTUBE FITTING,
PTF†

PANEL MOUNT
HOSE BARB

PANEL MOUNT
FEMALE THREAD

| TUBING/THREAD SIZE | METRIC EQ. | STRAIGHT THRU | SHUTOFF | A | B | D |
|--------------------|--------------------|---------------|------------|-----|------|---|
| 1/4" OD, .17" ID | 6.4mm OD, 4.3mm ID | PMM1204 | PMMD1204 | .72 | 1.72 | |
| 1/4" OD, .17" ID | 6.4mm OD, 4.3mm ID | PLM12004 | PLMD12004 | .94 | 1.82 | |
| 3/8" OD, .25" ID | 9.5mm OD, 6.4mm ID | PLM12006 | PLMD12006 | .94 | 1.95 | |
| <hr/> | | | | | | |
| 1/8" ID | 3.2mm ID | PMM1602 | PMMD1602 | .72 | 1.65 | |
| 3/16" ID | 4.8mm ID | PMM1603 | PMMD1603 | .72 | 1.85 | |
| 1/4" ID | 6.4mm ID | PMM1604 | PMMD1604 | .72 | 1.85 | |
| 1/4" ID | 6.4mm ID | PLM16004 | PLMD16004 | .94 | 1.95 | |
| 5/16" ID | 7.9mm ID | PLM16005 | PLMD16005 | .94 | 1.95 | |
| 3/8" ID | 9.5mm ID | PLM16006 | PLMD16006 | .94 | 1.95 | |
| <hr/> | | | | | | |
| 10-32 UNF | | PMM181032 | PMMD181032 | .72 | 1.25 | |

Coupling Inserts • ACETAL



TERMINATION
IN-LINE
FERRULELESS
POLYTUBE FITTING,
PTF†

IN-LINE
HOSE BARB

ELBOW
FERRULELESS
POLYTUBE FITTING,
PTF†

| TUBING/THREAD SIZE | METRIC EQ. | STRAIGHT THRU | SHUTOFF | A | B | D |
|--------------------|--------------------|---------------|-----------|-----|-----------|-----|
| 5/32" OD, .10" ID | 4.0mm OD, 2.5mm ID | PMM20025 | PMMD20025 | .58 | 1.86/1.96 | |
| 1/4" OD, .17" ID | 6.4mm OD, 4.3mm ID | PMM2004 | PMMD2004 | .58 | 1.77/1.87 | |
| 1/4" OD, .17" ID | 6.4mm OD, 4.3mm ID | PLM20004 | PLMD20004 | .72 | 2.10/2.23 | |
| 3/8" OD, .25" ID | 9.5mm OD, 6.4mm ID | PLM20006 | PLMD20006 | .72 | 2.02/2.15 | |
| <hr/> | | | | | | |
| 1/8" ID | 3.2mm ID | PMM2202 | PMMD2202 | .56 | 1.87/1.97 | |
| 3/16" ID | 4.8mm ID | PMM2203 | PMMD2203 | .58 | 2.08/2.18 | |
| 1/4" ID | 6.4mm ID | PMM2204 | PMMD2204 | .58 | 1.83/1.93 | |
| 1/4" ID | 6.4mm ID | PLM22004 | PLMD22004 | .72 | 2.20/2.33 | |
| 5/16" ID | 7.9mm ID | PLM22005 | PLMD22005 | .72 | 2.20/2.33 | |
| 3/8" ID | 9.5mm ID | PLM22006 | PLMD22006 | .72 | 2.03/2.16 | |
| <hr/> | | | | | | |
| 1/4" OD, .17" ID | 6.4mm OD, 4.3mm ID | PMM2104 | PMMD2104 | .53 | 1.41/1.51 | .77 |

All measurements are in inches (millimeters) unless otherwise noted. Tubing must meet stated inside and outside diameters. Couplings are pictured with valves unless otherwise noted. †NOTE: CPC's Ferruleless Polytube Fitting terminations do not require ferrules to achieve a secure connection, which makes them easier to use and reuse. PTF fittings are designed for semi-rigid tubing, i.e., polyethylene, nylon, polyurethane, etc.

BQ45GL SERIES CONNECTOR

Specifications ● ● ●

TEMPERATURE:

32°F to 120°F (0°C to 49°C)

MATERIALS:

Base Cap: High density polyethylene

Gasket: Low density polyethylene

Packaging Vent: Hydrophobic PTFE

Quick Disconnects: Polypropylene, with 316 stainless steel springs and EPDM o-rings

FitQuik Connector: Polypropylene

COLOR: Blue

TUBING SIZES:

FitQuik connector: 1/4" OD

DIP tube interface: 1/4" ID

WARNING: Pressure, temperature, chemicals, and operating environment can affect the performance of couplings. It is the customer's responsibility to test the suitability of CPC products in their own application conditions.



BQ45GL Series Bottle Caps include a quick disconnect coupling or FitQuik® connector integrated into a cap designed for 45GL bottles. The BQ45GL series feature a hydrophobic packaging vent, polyethylene gasket and a hose barb for mounting a dip tube. Adding quick disconnects to media bottles makes changing laboratory consumable products safer and easier.

FEATURES

Factory installed quick disconnects

Hydrophobic packaging vent

Polyethylene foam gasket

Integral hose barb

BENEFITS

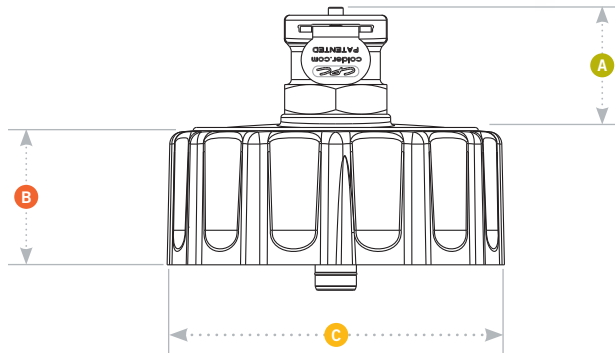
Ensures cap properly seals to bottle (even without sealing rings)

Encourages proper fluid handling protocol allowing easy disconnections to replace or refill consumables in the correct location

Allows dispensing from container while preventing accidental spillage

Allows for mounting of 1/4" ID DIP tube

BQ45GL DIMENSIONS



- A = Coupling
- B = Cap Height
- C = Cap Diameter

Bottle Caps • POLYETHYLENE



DESCRIPTION
 GL45 HDPE CAP WITH POLYETHYLENE FOAM SEALING GASKET, HYDROPHOBIC VENT AND INTEGRAL VALVED PMC12 BODY QUICK DISCONNECT INTERFACE

| PART NO. | DIP TUBE SIZE | CONNECTOR SIZE | A | B | C |
|------------|---------------|----------------|--------------------------------------|------------------------------------|---------------------------------------|
| BQ45GL1001 | 1/4" ID | 1/4" OD | 0.68" | 0.83" | 2.04" |



GL45 HDPE CAP WITH POLYETHYLENE FOAM SEALING GASKET, HYDROPHOBIC VENT AND INTEGRAL VALVED PMC12 INSERT QUICK DISCONNECT INTERFACE


| | | | | | |
|------------|---------|---------|-------|-------|-------|
| BQ45GL2001 | 1/4" ID | 1/4" OD | 1.08" | 0.83" | 2.04" |
|------------|---------|---------|-------|-------|-------|




GL45 HDPE CAP WITH POLYETHYLENE FOAM SEALING GASKET, HYDROPHOBIC VENT AND INTEGRAL POLYPROPYLENE ELBOW FITTING (WITH 1/4" HOSE BARB)

| | | | | | |
|------------|---------|---------|-------|-------|-------|
| BQ45GL5001 | 1/4" ID | 1/4" OD | 0.63" | 0.83" | 2.04" |
|------------|---------|---------|-------|-------|-------|

NOTES:



HYBRID SERIES CONNECTOR



Hybrid Connectors integrate air lines, electrical connections and fluid lines into a single, compact connection point for remote tools on medical devices and equipment. Eliminating the potential for misconnecting tubing and wires, CPC's Hybrid Connector platform options reduce multiple connections and allow clinicians or patients to quickly and easily change or replace modular tools, umbilicals or hand pieces.

Large Format Hybrid Connector – Now available with four times the flow capacity, this connector features multiple dry-break couplings and easy-to-use twist latch for secure, repeatable connection of multiple lines.

FEATURES

Single connection point for pneumatic, fluid, and power connections between a device and its tool/hand piece

Non-spill shutoff valves with dry-break technology

Turnkey solution

Off-the-shelf assembly

Custom options available

BENEFITS

Increases safety and makes systems data more user friendly

Eliminate fluid drips upon disconnect and minimize air inclusion

Reduces multiple components

Minimizes engineering design and manufacturing effort

Flexibility to add additional fluid connector or electrical contacts

Specifications ● ● ●

PRESSURE:

Vacuum to 45 psi, 3.1 bar

TEMPERATURE:

32°F to 120°F (0°C to 49°C)

MATERIALS:

Non-wetted coupler components: Glass-filled polypropylene

Wetted coupler components: Glass-filled polypropylene

Springs: Stainless steel

Electrical contacts: Gold-plated copper alloy

O-rings: EPDM

Fluid tubing: Polyurethane (PU)

Umbilical tubing: PVC

COLOR: Gray

TERMINATIONS:

Panel: Two 1/8" (3.2mm) hose barbs on panel and four 20 ga wires with 12" (304.3mm) pigtail

Umbilical Hose: 8' (2.44M) umbilical with two 1/8" (3.2mm) ID PU tubing and four 20ga wires with 3" (76.2mm) pigtail

NUMBER OF FLUID LINES: 2

ELECTRICAL SPECIFICATIONS

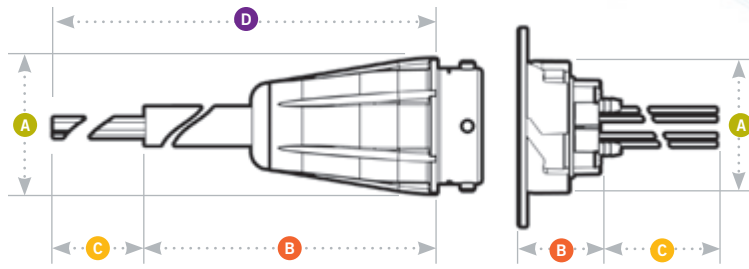
Voltage: Up to 24VDC

Current: Up to 3 Amps

Wire gauge: 20AWG

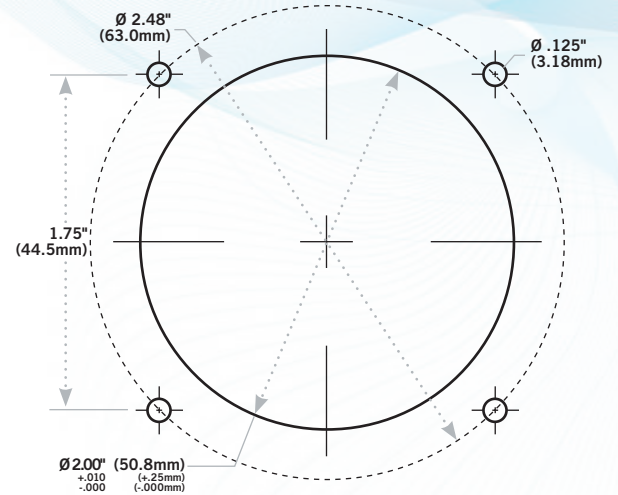
Number of contacts: 4

HYBRID SERIES DIMENSIONS



A = Height/Diameter B = Total Length C = Pigtail D = Umbilical

Panel Dimensions



Coupling Hose • POLYPROPYLENE



CONFIGURATION
HOSE

FLOW PATHS
1/8" ID (3.2mm)

PART NO.
HQC17002

A
2.00

B
2.80

C
3.00

D
8.00

Coupling Panel • POLYPROPYLENE



CONFIGURATION
PANEL MOUNT

FLOW PATHS
1/8" ID (3.2mm)

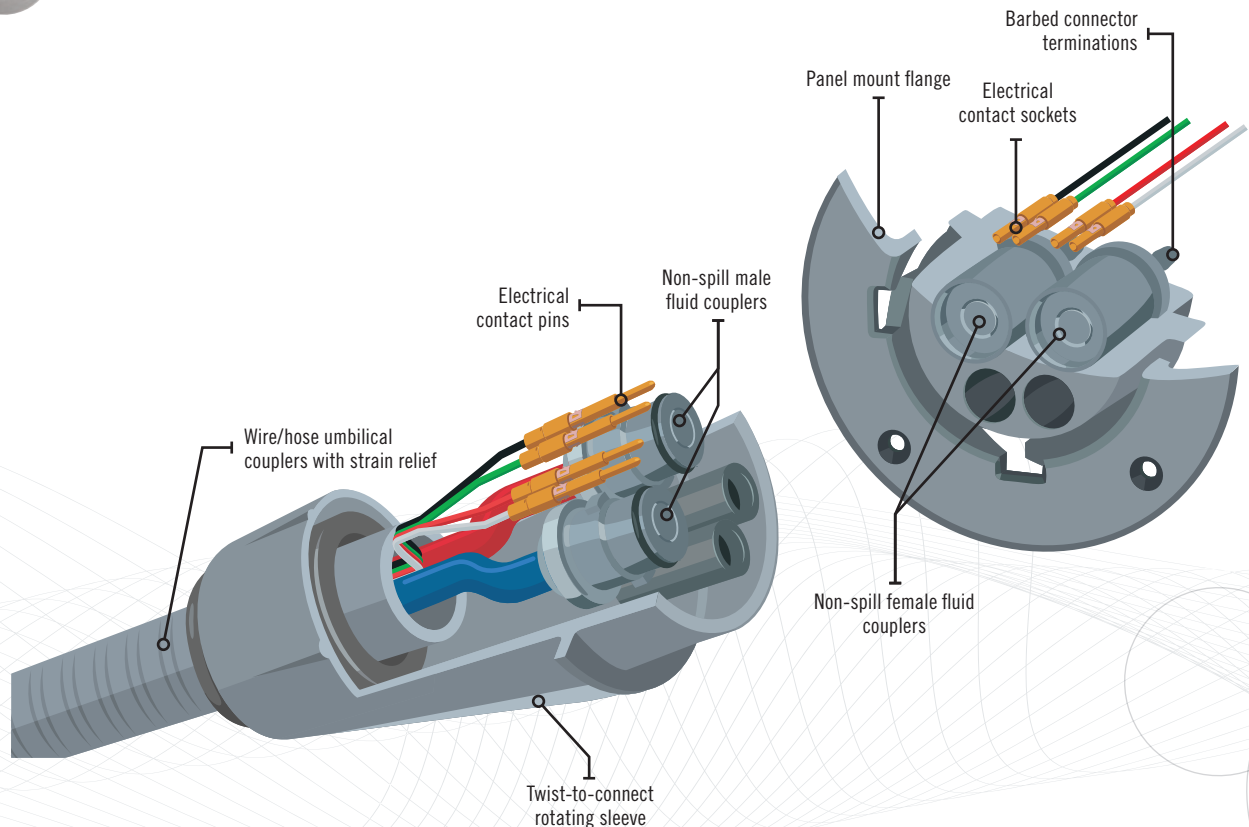
PART NO.
HQC42001

A
1.96

B
1.12

C
12.00

D



MINI HYBRID SERIES CONNECTOR



Mini Hybrid Connector – A compact, single connection point with a smaller form factor that is ideal for use in low-pressure applications where ease of use and ergonomics are important. This connector makes it easy to connect power, signal and gases in one simple motion.

FEATURES

Easy-to-use breakaway design
Small package design
Streamlined exterior
Proven design

BENEFITS

Quick, automatic disconnect
Minimize device size
Clean, attractive appearance
Accelerate product development

Specifications ● ● ●

PRESSURE:

Vacuum to 25 psi, 1.7 bar

TEMPERATURE:

40°F to 80°F (4°C to 27°C)

MATERIALS:

External coupler components: PET

Air coupler components: Acetal

Springs: Stainless steel

Panel Mount Nut: Zinc-plated steel

Electrical contacts: Gold-plated copper alloy

O-rings: Buna-N

Air line: PVC

COLOR: Gray

EXTERNAL UMBILICAL HOSE: 4 feet (121 cm) PVC

WIRE: 22AWG PVC jacket

TERMINATIONS:

Panel: 1/16" hose barb and two 22AWG wires with 11" pigtail

Umbilical: 4' (121 cm) umbilical with one 1/16" ID PVC tube and two 22AWG wires with 6" pigtail

Number of air lines: 1

ELECTRICAL SPECIFICATIONS

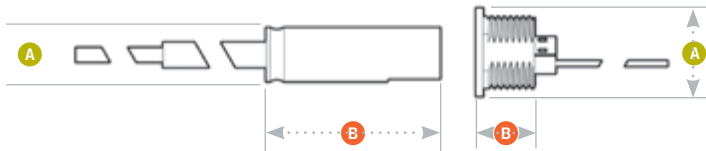
Voltage: Up to 24VDC

Current: Up to 3 Amps

Wire: 22AWG with PVC jacket

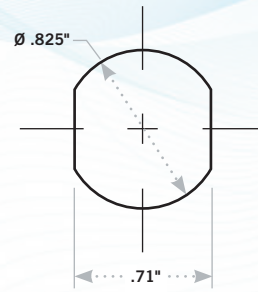
Number of contacts: 2

MINI HYBRID SERIES DIMENSIONS



A = Height/Diameter
B = Total Length

Panel Dimensions





Coupling Hose • PET AND ACETAL

| | | | | | |
|---|------------------------------|--------------------------------------|------------------------------|-----------------|------------------|
|  | CONFIGURATION HOSE | FLOW PATH 1/16" ID (1.6mm) | PART NO. MHQC17000 | A .62 | B 2.00 |
|---|------------------------------|--------------------------------------|------------------------------|-----------------|------------------|

Coupling Panel • PET AND ACETAL


| | | | | | |
|---|-------------------------------------|--------------------------------------|------------------------------|------------------|-----------------|
|  | CONFIGURATION PANEL MOUNT | FLOW PATH 1/16" ID (1.6mm) | PART NO. MHQC42000 | A 1.00 | B .60 |
|---|-------------------------------------|--------------------------------------|------------------------------|------------------|-----------------|

NOTES:




INTELLIGENT FLUID CONNECTIONS





Redefine what's possible for controlling, protecting and streamlining fluid handling processes. RFID-enabled quick disconnect couplings allow the robust transfer of fluid and information in a limitless number of applications across multiple industries.



INTELLIGENT FLUID CONNECTIONS



RFID-based IdentiQuik® quick disconnect couplings redefine what's possible for controlling, protecting and streamlining fluid handling processes. A patented design embeds RFID-based electronic intelligence into a variety of our most popular and industry-leading coupling configurations, enabling the exchange of rewritable data once the coupling halves come within a few centimeters of one another. This intelligent technology allows you to protect your brand, minimize misconnections, prolong equipment life and increase efficiency.

IdentiQuik couplings are ideal for applications with a product involving: onboard electronics and parts or media that are consumable or expensive; the need to control the process to ensure the use of the right tool at the right time.

IdentiQuik couplings allow the robust transfer of fluid and information in a limitless number of applications across multiple industries.

Examples of potential applications include:

- >> ***Connection validation***
- >> ***Operational control settings***
- >> ***Usage control***
- >> ***Media validation***
- >> ***Track and trace***

THOUSANDS OF CONFIGURATIONS TO MEET YOUR NEEDS

IdentiQuik couplings are available in a vast array of sizes and configurations that includes all our most popular product lines, opening endless new possibilities for your fluid handling processes.

Use this table to quickly find the right IdentiQuik coupling for your application. Can't find the ideal solution from our standard offering? Let our engineered solutions team design one for you.

Flow Capacity




Spillage Upon Disconnect



OUR HIGHEST-FLOW-CAPACITY COUPLING

IdentiQuik® Universal Dispensing Coupler (UDC)



IdentiQuik Universal Dispensing Couplers (UDC) provide a universal connection to a 38mm fitment neck, allowing you to make instant connections to bulk packaging systems. The automatic flush face valves minimize costly or dangerous spillage, and an ergonomic design and large, shrouded thumb latch pad make the coupling easy to grip and simple to operate.

APPLICATIONS FOR UDC COUPLINGS INCLUDE:

- Bag-in-box (BIB) packaging systems
- Rigid bulk packaging systems
- Flexible bulk packaging systems
- Many more

UDC Coupling Readers • POLYPROPYLENE

| TERMINATION | TUBING SIZE | METRIC EQ. | SHUTOFF | A | B |
|--|-------------|------------|---------------|---|------|
| IN-LINE HOSE BARB (RS-232 Interface) | 1/4" ID | 6.4mm ID | iUDCDR1700400 | 2.00 | 3.49 |
| | 3/8" ID | 9.5mm ID | iUDCDR1700600 | 2.00 | 3.49 |
| | 1/2" ID | 12.7mm ID | iUDCDR1700800 | 2.00 | 3.49 |
| | 5/8" ID | 15.9mm ID | iUDCDR1701000 | 2.00 | 3.49 |
| | 3/4" ID | 19mm ID | iUDCDR1701200 | 2.00 | 3.49 |
| IN-LINE HOSE BARB (USB Interface) | 1/4" ID | 6.4mm ID | iUDCDR1700401 | 2.0 | 3.49 |
| | 3/8" ID | 9.5mm ID | iUDCDR1700601 | 2.0 | 3.49 |
| | 1/2" ID | 12.7mm ID | iUDCDR1700801 | 2.0 | 3.49 |
| PANEL MOUNT HOSE BARB (RS-232 Interface) | 1/4" ID | 6.4mm ID | iUDCDR1600400 | For product dimensions visit cpcworldwide.com | |
| | 3/8" ID | 9.5mm ID | iUDCDR1600600 | | |
| | 1/2" ID | 12.7mm ID | iUDCDR1600800 | | |
| PANEL MOUNT HOSE BARB (USB Interface) | 1/4" ID | 6.4mm ID | iUDCDR1600401 | For product dimensions visit cpcworldwide.com | |
| | 3/8" ID | 9.5mm ID | iUDCDR1600601 | | |
| | 1/2" ID | 12.7mm ID | iUDCDR1600801 | | |

Specifications ● ● ●

PRESSURE:

20" Hg Vacuum to 15 psi, 1 bar (body only)

TEMPERATURE: 32°F to 150°F (0°C to 65°C)

MATERIALS:

Main body components and valves: Polypropylene and Acetal

Thumb latch: Polypropylene

Springs: 316 stainless steel

O-rings (food grade): Silicone, Buna-N and EPDM

INTERFACE: Multi-drop 2-ft. (60 cm) cable with RS-232 or USB connector

OPERATING VOLTAGE:

RS-232: 8V – 24V • USB: 5V

POWER CONSUMPTION: 1.2W maximum

RF COMMUNICATION RANGE:

Approximately 1"

RFID TAG:

ISO 15693, 13.56MHz, 112 bytes programmable

UDC Caps • ACETAL



TERMINATION
THREAD-ON
38MM VALVED

DESCRIPTION
Without thread seal
With thread seal

METRIC EQ.
38mm
38mm

SHUTOFF
iUDCDTCN3803
iUDCDTCS3803

A
1.70
1.70

B
1.47
1.47

• POLYPROPYLENE



TERMINATION
SNAP-IN 38MM
VALVED

DESCRIPTION

METRIC EQ.
38mm

SHUTOFF
iUDCDTSN0000

A
1.62

B
1.76

Note: Snap-in closure designed to fit Scholle 900 bag necks.

THREAD-ON
38MM VALVED

Without thread seal
With thread seal

38mm
38mm

iUDCDTCN3800
iUDCDTCS3800

1.70
1.70

1.48
1.48

All measurements are in inches (millimeters) unless otherwise noted. Tubing must meet stated inside and outside diameters. Couplings are pictured with valves unless otherwise noted.

CHEMICAL-RESISTANT AND HIGHLY VERSATILE

IdentiQuik® PLC12 Coupling



IdentiQuik PLC12 Couplings are injection-molded from polypropylene thermoplastic and are resistant to many chemical solutions.

This popular coupling features one-hand connection and disconnection, and offers the flexibility of multiple configurations and terminations. Its polypropylene provides superior chemical resistance, and the EPDM o-ring adds expanded chemical compatibility for more demanding applications.

PLC12 couplings can be ordered in a vast range of sizes and configurations to meet the needs of your application.

APPLICATIONS FOR PLC12 COUPLINGS INCLUDE:

- Flavor concentrates
- Laser cooling
- Cosmetic ingredients
- Many more

Specifications ● ● ●

PRESSURE:

Vacuum to 120 psi, 8.3 bar

TEMPERATURE:

32°F to 150°F (0°C to 65°C)

MATERIALS:

Main components and valves: Polypropylene

Thumb latch: Stainless steel

Valve spring: 316 stainless steel

External springs and pin: Stainless steel

O-rings: EPDM

COLOR:

Almond

TUBING SIZE:

1/4" to 3/8", 6.4mm to 9.5mm

INTERFACE:

Multi-drop 2-ft. (60 cm) cable with RS-232 or USB connector

OPERATING VOLTAGE:

RS-232: 8V – 24V

USB: 5V

POWER CONSUMPTION:

1.2W maximum

RF COMMUNICATION RANGE:

Approximately 1"

RFID TAG:

ISO 15693, 13.56MHz, 112 bytes programmable

Coupling Readers • POLYPROPYLENE

| TERMINATION | TUBING SIZE | METRIC EQ. | STRAIGHT THRU | SHUTOFF | A | B |
|--------------------------------------|-------------|------------|---------------|---------------|------|-----------|
| IN-LINE HOSE BARB (RS-232 Interface) | 1/4" ID | 6.4mm ID | | iPLCDR1700400 | 1.39 | 2.78 |
| | 3/8" ID | 9.5mm ID | | iPLCDR1700600 | 1.39 | 2.78 |
| IN-LINE HOSE BARB (USB Interface) | 1/4" ID | 6.4mm ID | | iPLCDR1700401 | 1.00 | 1.38/2.05 |
| | 3/8" ID | 9.5mm ID | | iPLCDR1700601 | 1.05 | 1.74/1.87 |

Coupling Inserts • POLYPROPYLENE

| TERMINATION | TUBING SIZE | METRIC EQ. | STRAIGHT THRU | SHUTOFF | A | B |
|--------------------------------------|-------------|------------|---------------|---------------|------|-----------|
| IN-LINE HOSE BARB (RS-232 Interface) | 1/4" ID | 6.4mm ID | iPLCT2200400 | iPLCDT2200400 | 1.39 | 2.78 |
| | 3/8" ID | 9.5mm ID | iPLCT2200600 | iPLCDT2200600 | 1.39 | 2.78 |
| ELBOW HOSE BARB (RS-232 Interface) | 1/4" ID | 6.4mm ID | iPLCT2300400 | iPLCDT2300400 | 1.48 | 1.27/1.40 |
| | 3/8" ID | 9.5mm ID | iPLCT2300600 | iPLCDT2300600 | 1.48 | 1.33/1.46 |

All measurements are in inches (millimeters) unless otherwise noted. Tubing must meet stated inside and outside diameters. Couplings are pictured with valves unless otherwise noted.

FAST, SAFE AND LEAK-FREE FLUID CONNECTIONS

IdentiQuik® NS4 Non-Spill (NS) Coupling



Specifications ● ● ●

PRESSURE: Vacuum to 120 psi, 8.3 bar

TEMPERATURE: 32°F to 150°F (0°C to 65°C)

MATERIALS:

Main body components and valves: Glass-filled polypropylene

Thumb latch: Glass-filled polypropylene

Springs: 316 stainless steel

Valve spring: 316 stainless steel

External spring: 316 stainless steel

O-rings: EPDM (FKM optional)

Soft-touch overmold: TPV*

COLOR: Gray with dark gray overmold

LUBRICANTS: Krytox® PFPE (inert)

TUBING SIZE: 1/8" to 3/8", 3.2mm to 9.5mm

INTERFACE:

Multi-drop 2-ft. (60 cm) cable with RS-232 or USB connector

OPERATING VOLTAGE:

RS-232: 8V – 24V

USB: 5V

POWER CONSUMPTION: 1.2W maximum

RF COMMUNICATION RANGE:

Approximately 1"

RFID TAG:

ISO 15693, 13.56MHz, 112 bytes programmable

*The overmold material is known as TPV (thermoplastic vulcanizate). This TPV is an alloy of polypropylene thermoplastic and fully vulcanized EPDM rubber. The material is typically resistant to water, acids and bases.

IdentiQuik NS4 Non-Spill (NS) Couplings are designed with double-sided non-spill shutoff valves that enable drip-free disconnections and prevent air entering the lines at connection, minimizing downtime and enhancing operator safety. These easy-to-use, lightweight couplings are chemically resistant and offer broad chemical compatibility.

APPLICATIONS FOR NS4 COUPLINGS INCLUDE:

- Large-format printing
- Inkjet printing
- Blood analysis
- Many more

Coupling Readers • POLYPROPYLENE



TERMINATION
IN-LINE
HOSE BARB
(RS-232 Interface)

TUBING SIZE

1/8" ID
1/4" ID
3/8" ID

METRIC EQ.

3.2mm
6.4mm
9.5mm

SHUTOFF

iNS4DR1700200
iNS4DR1700400
iNS4DR1700600

A

2.15
2.15
2.15

B

3.49
3.49
3.49

IN-LINE
HOSE BARB
(USB Interface)

1/4" ID
3/8" ID
1/2" ID

6.4mm ID
9.5mm ID
12.7mm ID

iNS4DR1700201
iNS4DR1700401
iNS4DR1700601

2.15
2.15
2.15

3.40
3.40
3.40

Coupling Inserts • POLYPROPYLENE



TERMINATION
IN-LINE
HOSE BARB
(RS-232 Interface)

TUBING SIZE

1/8" ID
1/4" ID
3/8" ID

METRIC EQ.

3.2mm
6.4mm
9.5mm

SHUTOFF

iNS4DT2200200
iNS4DT2200400
iNS4DT2200600

A


For product
dimensions visit
cpcworldwide.com

B

All measurements are in inches (millimeters) unless otherwise noted. Tubing must meet stated inside and outside diameters. Couplings are pictured with valves unless otherwise noted.

OUR MOST COMPACT COUPLING

IdentiQuik® Subminiature Coupling (SMC)



IdentiQuik Subminiature Couplings (SMC) offer a reliable and secure alternative to luer-type connections, combining twist-to-connect simplicity with the security of RFID technology. Free rotation eliminates kinking and accidental connection during use.

APPLICATIONS FOR SMC COUPLINGS INCLUDE:

- Air lines
- Reagents
- Surgical irrigation lines
- Many more

Coupling Bodies • ACETAL



TERMINATION
IN-LINE
HOSE BARB

TUBING SIZE
1/16" ID
1/8" ID

METRIC EQ.
1.6mm ID
3.2mm ID

STRAIGHT THRU
iSMFT0103
iSMFT0203

SHUTOFF
iSMFDT0103
iSMFDT0203

| | A | B |
|--|-----|---------|
| | .76 | .76/.91 |
| | .76 | .91/.91 |

• POLYPROPYLENE



TERMINATION
IN-LINE
HOSE BARB

TUBING SIZE
1/16" ID
1/8" ID

METRIC EQ.
1.6mm ID
3.2mm ID

STRAIGHT THRU
iSMFT0100
iSMFT0200

| | A | B |
|--|-----|-----|
| | .76 | .76 |
| | .76 | .91 |

Coupling Inserts • ACETAL



TERMINATION
IN-LINE HOSE BARB
(Acetal Locking
Sleeve)

TUBING SIZE
1/16" ID
1/8" ID

METRIC EQ.
1.6mm ID
3.2mm ID

STRAIGHT THRU
iSMMT0103
iSMMT0203

| | A | B |
|--|-----|-----|
| | .76 | .76 |
| | .76 | .91 |

• POLYPROPYLENE



TERMINATION
IN-LINE HOSE BARB
(Acetal Locking
Sleeve)

TUBING SIZE
1/16" ID
1/8" ID

METRIC EQ.
1.6mm ID
3.2mm ID

STRAIGHT THRU
iSMMT0100
iSMMT0200

| | A | B |
|--|-----|-----|
| | .76 | .76 |
| | .76 | .91 |

All measurements are in inches (millimeters) unless otherwise noted. Tubing must meet stated inside and outside diameters. Couplings are pictured with valves unless otherwise noted.

Specifications ● ● ●

PRESSURE: Vacuum to 100 psi, 6.9 bar

TEMPERATURE: 32°F to 150°F (0°C to 65°C)

MATERIALS:

Main components and valves: Acetal, Polypropylene

Locking sleeves: Acetal

Valves: Acetal

Valve spring: 316 stainless steel

O-rings: Buna-N with acetal or EPDM with polypropylene

COLOR (MAIN COMPONENTS):

Natural white (acetal), almond (polypropylene)

TUBING SIZE:

1/16" to 1/8" ID, 1.6mm to 3.2mm ID

NOTE: For 1/16" ID tubing, maximum tube OD is .150".

INTERFACE: Multi-drop 2-ft. (60 cm) cable with RS-232 or USB connector

OPERATING VOLTAGE:

RS-232: 8V – 24V • USB: 5V

POWER CONSUMPTION: 1.2W maximum

RF COMMUNICATION RANGE:

Approximately 1"

RFID TAG:

ISO 15693, 13.56MHz, 112 bytes programmable

UNMATCHED CUSTOMIZATION CAPABILITIES



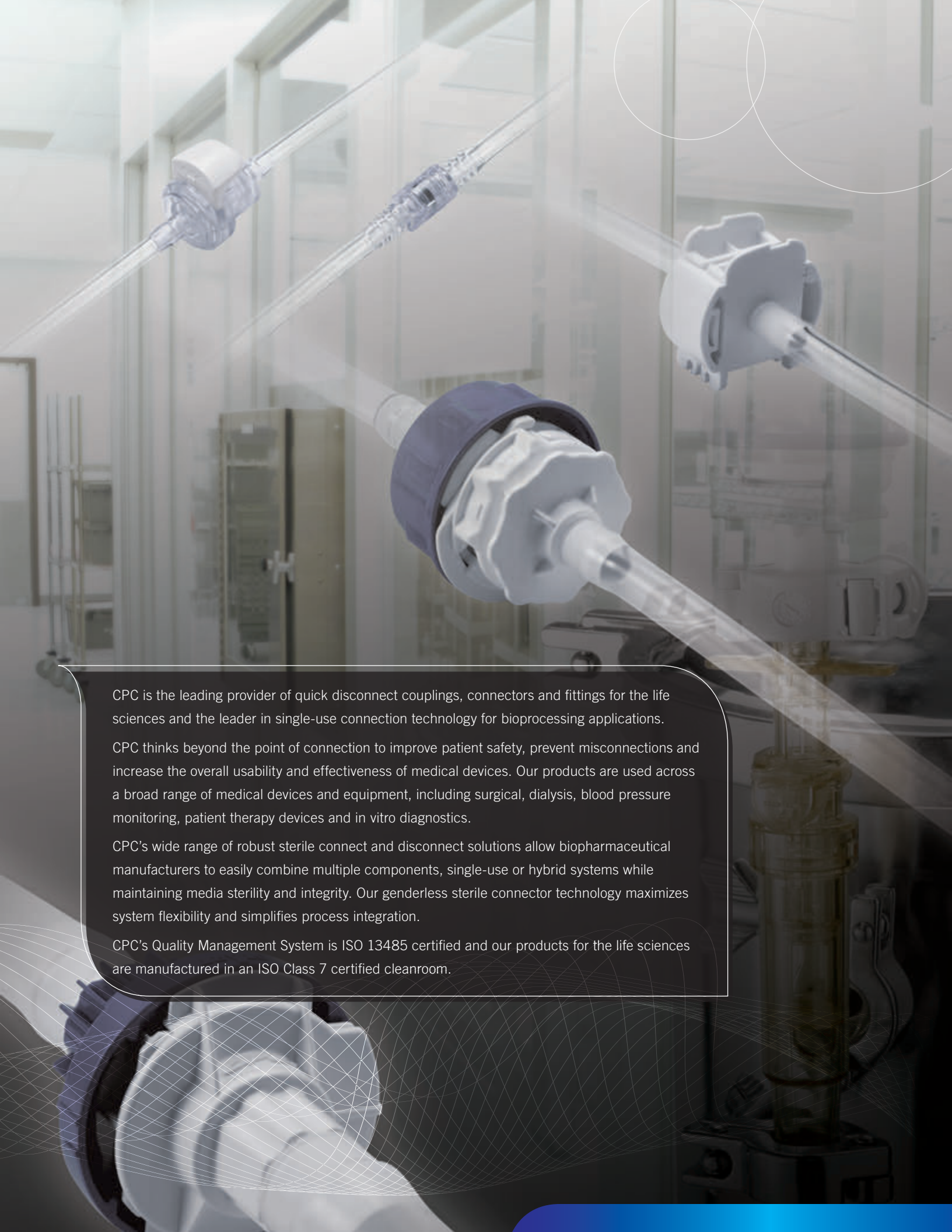
For more than 35 years, CPC engineers have worked with customers worldwide to design application-specific solutions that resolve their fluid handling-related challenges and improve product performance. We can do the same for you.

COMMON IDENTIQUIK® COUPLINGS CUSTOM APPLICATIONS INCLUDE:

- Weight, pressure, temperature and flow sensing
- Bulkhead mount readers
- Multiplexing technology

**CONNECTIONS for
LIFE SCIENCES
MEDICAL & BIOPROCESSING**






CPC is the leading provider of quick disconnect couplings, connectors and fittings for the life sciences and the leader in single-use connection technology for bioprocessing applications.

CPC thinks beyond the point of connection to improve patient safety, prevent misconnections and increase the overall usability and effectiveness of medical devices. Our products are used across a broad range of medical devices and equipment, including surgical, dialysis, blood pressure monitoring, patient therapy devices and in vitro diagnostics.

CPC's wide range of robust sterile connect and disconnect solutions allow biopharmaceutical manufacturers to easily combine multiple components, single-use or hybrid systems while maintaining media sterility and integrity. Our genderless sterile connector technology maximizes system flexibility and simplifies process integration.

CPC's Quality Management System is ISO 13485 certified and our products for the life sciences are manufactured in an ISO Class 7 certified cleanroom.

SMC SERIES



The **SMC** is a twist-to-connect coupling that provides a reliable and more secure alternative to luer-type connections. It also allows for the tubing to rotate freely when connected. This important feature prevents both kinked tubing and accidental disconnection during use.

FEATURES

- Twist to connect
- Free coupling rotation
- Safer; prevents misconnections

BENEFITS

- Prevents accidental disconnects
- Eliminates kinked tubing
- Does not mate to luers

Liquid Flow Rate Information for Couplings

The chart below shows the flow rate for CPC couplings. Each coupling was tested with water at 70°F (21°C). To determine flow rates for specific coupling configurations use the formula at the right.

C_v VALUES FOR SUBMINIATURE COUPLINGS

| BODIES | INSERTS | SMM01 | SMM02 |
|--------|---------|-------|-------|
| SMF01 | | .03 | .03 |
| SMF02 | | .03 | .19 |

$$Q = C_v \sqrt{\frac{\Delta P}{S}}$$

- Q = Flow rate in gallons per minute
- C_v = Average coefficient across various flow rates (see chart)
- ΔP = Pressure drop across coupling (psi)
- S = Specific gravity of liquid

Specifications ● ● ●

PRESSURE:

Vacuum to 100 psi, 6.9 bar

TEMPERATURE:

-40°F to 250°F (-40°C to 121°C)

MATERIALS:

Main components: Polycarbonate, USP Class VI, ADCF

Locking sleeves: Polycarbonate, USP Class VI, ADCF

O-rings: Buna-N, USP Class V, ADCF

COLOR:

Main components: Purple tint

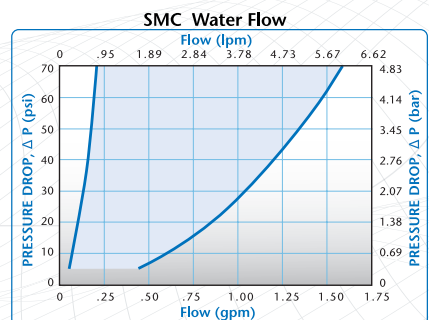
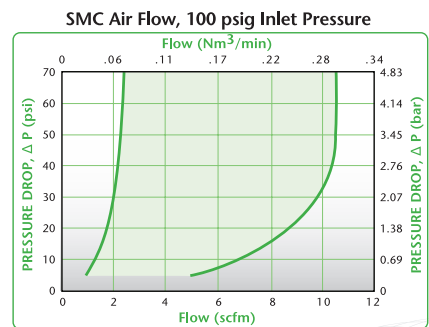
STERILIZATION:

Gamma: Up to 50 kGy irradiation

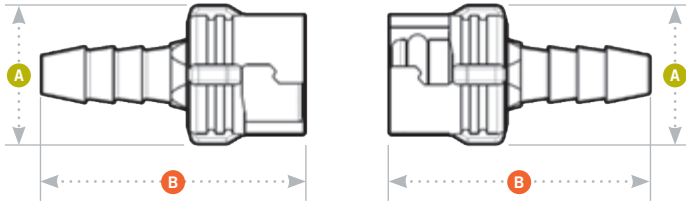
TUBING SIZES:

1/16" to 1/8" ID, 1.6mm to 3.2mm ID

These graphs are intended to give you a general idea of the performance capabilities of each product line. The shaded area of each graph represents the operating range of the product family, i.e., upper and lower values are shown. Therefore, depending on the exact coupling configurations selected, you can reasonably expect values to fall within the shaded area.



SMC SERIES DIMENSIONS



A = Height/Diameter
B = Total Length

Coupling Bodies • POLYCARBONATE



TERMINATION
IN-LINE
HOSE BARB

TUBING SIZE
 1/16" ID
 1/8" ID

METRIC EQ.
 1.6mm ID
 3.2mm ID

STRAIGHT THRU
 SMF0191
 SMF0291

A
 .48
 .48

B
 .75/.90
 .90

Coupling Inserts • POLYCARBONATE



TERMINATION
IN-LINE
HOSE BARB

TUBING SIZE
 1/16" ID
 1/8" ID

METRIC EQ.
 1.6mm ID
 3.2mm ID

STRAIGHT THRU
 SMM0191
 SMM0291

A
 .48
 .48

B
 .75
 .90

Coupling Set • POLYCARBONATE



TERMINATION
HOSE BARB

TUBING SIZE
 1/16" ID
 1/8" ID

METRIC EQ.
 1.6mm ID
 3.2mm ID

STRAIGHT THRU
 SMC0191
 SMC0291

A
 .48
 .48

B
 1.32
 1.61

SRC SERIES



The SRC connector is a small bore connector that eliminates the potential for misconnections with luer fittings. The intuitive design is simple for end users to operate and provides an audible "click" for added assurance and a secure, leak-free connection. This new connector features a unique elastomeric seal with a smooth, gap-free flow path that provides better flow characteristics and eliminates stagnant flow areas.

FEATURES

- Prevents misconnections
- Reliable elastomeric seals
- Audible "click" and positive feel
- Allows tubing rotation

BENEFITS

- Won't connect to IV lines and other non-compatible applications
- Leak-free connections
- Operators know when a secure, reliable connection is made
- Prevents accidental disconnect or kinked tubing

Specifications ● ● ●

PRESSURE:

Vacuum to 25 psi, 1.7 bar

TEMPERATURE:

32°F to 110°F (0°C to 43°C)
(rated for shipment uncoupled up to 160°F)

MATERIALS:

Main components: Polypropylene with overmolded TPE* pads, USP Class VI, ADCF

INTEGRAL SEALS:

Overmolded TPE*, USP Class VI, ADCF

COLOR:

White with blue pads

STERILIZATION:

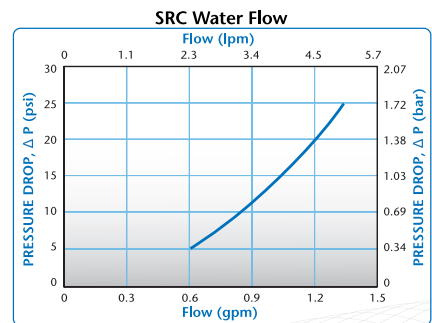
EtO, e-beam or gamma

TUBING SIZES:

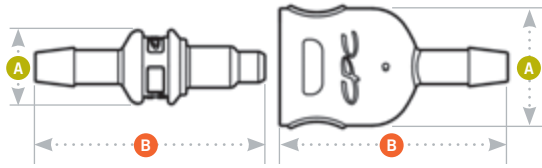
1/8" to 3/16" ID, 3.2mm to 4.8mm ID

**The overmold material TPV (thermoplastic vulcanizate) is used with the SRC polypropylene couplings. TPV is an alloy of polypropylene thermoplastic and fully vulcanized EPDM rubber. TPV is typically resistant to water, acids and bases. The overmold material TPE (thermoplastic elastomer) is used with the NS4 ABS couplings. TPE is a blend of additives and copolymers in a special formulation that forms extremely durable bonds to the ABS substrate, while offering the traditional properties of soft-touch overmold.*

⚠ This graph is intended to give you a general idea of the performance capabilities of the product.



SRC SERIES DIMENSIONS



A = Height/Diameter
B = Total Length

Panel Dimensions

| | PANEL OPENING | PANEL THICKNESS MAX.-MIN. | PANEL NUT HEX | PANEL NUT THREAD |
|------------------|---------------|---------------------------|---------------|------------------|
| COUPLING INSERTS | 7/16 | .21- .03 | 1/2 | 7/16-24UNS |

Coupling Bodies

• POLYPROPYLENE

Add "CL" to the end of the plastic SRC part numbers below for cleanroom manufactured versions.



TERMINATION
IN-LINE
HOSE BARB

TUBING SIZE
1/8" ID
3/16" ID

METRIC EQ.
3.2mm ID
4.8mm ID

STRAIGHT THRU
SRC1702
SRC1703

A
.62
.62

B
1.18
1.18

Coupling Inserts

• POLYPROPYLENE



TERMINATION
IN-LINE
HOSE BARB

TUBING SIZE
1/8" ID
3/16" ID

METRIC EQ.
3.2mm ID
4.8mm ID

STRAIGHT THRU
SRC2202
SRC2203

A
.38
.38

B
1.19
1.19

• CHROME-PLATED BRASS



TERMINATION
PANEL MOUNT
HOSE BARB

TUBING SIZE
1/8" ID
3/16" ID

METRIC EQ.
3.2mm ID
4.8mm ID

STRAIGHT THRU
SRC4202CB
SRC4203CB

A
.57
.57

B
1.66
1.66

Accessories



PART NO.
SRC3L

DESCRIPTION
Tethered cap and plug
for SRC body and insert

MATERIALS
White medical-grade TPE

MPC SERIES CONNECTOR

Specifications ● ● ●

PRESSURE:

Vacuum to 60 psi, 4.1 bar

TEMPERATURE:

ABS:

-40°F to 160°F (-40°C to 71°C)

Polycarbonate:

-40°F to 250°F (-40°C to 121°C)

Polysulfone:

-40°F to 300°F (-40°C to 149°C)

MATERIALS:

Main components:

ABS (white), USP Class VI

Polycarbonate (purple tint), USP Class VI, ADCF

Polysulfone (amber tint), USP Class VI, ADCF

Locking sleeves:

Polysulfone (white), USP Class VI, ADCF

Thumb Latches:

Polycarbonate (white), USP Class VI, ADCF

Polysulfone (amber tint), USP Class VI, ADCF

O-rings: Silicone (clear), platinum-cured, USP Class VI, ADCF and Buna-N (black), USP Class V

STERILIZATION:

Gamma: Up to 50 kGy irradiation

Autoclave:

Polycarbonate: Up to 250°F (121°C), 30 minutes, up to 10 repetitions. Sterilize uncoupled only.

Polysulfone: Up to 270°F (132°C) for 60 minutes, up to 25 repetitions. Sterilize uncoupled only.

MPC Series couplings add ease of use and security to critical fluid handling applications. Choose from a full line of connectors and configurations, including pressure sealing caps and plugs, in sizes to fit 1/8" to 3/8" tubing. MPC couplings offer optional locking sleeves to further guard against accidental disconnects. In addition, coupling halves can be rotated when connected to reduce tube kinks.

FEATURES

Ergonomic thumb latch

USP Class VI materials

Sterilizable by autoclave, EtO, e-beam, or gamma

Parting line-free hose barb

ADCF-free materials

BENEFITS

Easy to operate – even with gloved hands

Meet biocompatibility requirements

Reusable, yet economical enough to allow disposability

Eliminates potential leak path

Meet BSE/TSE requirements

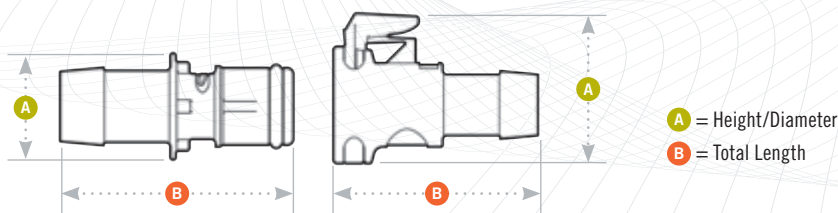
TUBING SIZES:

1/8" to 3/8" ID (3.2mm to 9.5mm)

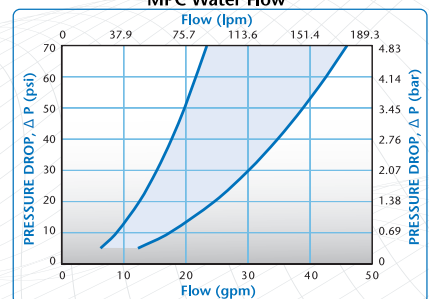
WARNING: Pressure, temperature, chemicals, and operating environment can affect the performance of couplings. It is the customer's responsibility to test the suitability of CPC's products in their own application conditions.

⚠ This graph is intended to give you a general idea of the performance capabilities of each product line. The shaded area of the graph represents the operating range of the product family, i.e. upper and lower values are shown. Therefore, depending on the exact coupling configurations selected, you can reasonably expect values to fall within the shaded area.

Product Dimensions



MPC Water Flow



MPC SERIES CONNECTOR DIMENSIONS

Coupling Bodies

A = Height/Diameter

B = Total Length

• ABS



TERMINATION
IN-LINE
HOSE BARB

TUBING
1/4" ID
3/8" ID

METRIC EQ.
6.4mm ID
9.5mm ID

FLOW
.21"
.29"

STRAIGHT THRU
MPC17004T
MPC17006T

A
.96 (24.4)
.96 (24.4)

B
1.30 (33.0)
1.30 (33.0)

• POLYCARBONATE



TERMINATION
IN-LINE
HOSE BARB

TUBING
1/8" ID
1/4" ID
3/8" ID

METRIC EQ.
3.2mm ID
6.4mm ID
9.5mm ID

FLOW
.09"
.21"
.29"

STRAIGHT THRU
MPC17002T03
MPC17004T03
MPC17006T03

A
.96 (24.4)
.96 (24.4)
.96 (24.4)

B
1.10 (27.9)
1.10 (27.9)
1.10 (27.9)



IN-LINE HOSE BARB
WITH LOCK

1/8" ID
1/4" ID
3/8" ID

3.2mm ID
6.4mm ID
9.5mm ID

.09"
.21"
.29"

MPCK17002T03
MPCK17004T03
MPCK17006T03

.99 (25.2)
.99 (25.2)
.99 (25.2)

1.10 (27.9)
1.30 (33.0)
1.30 (33.0)

• POLYSULFONE



TERMINATION
IN-LINE
HOSE BARB

TUBING
1/8" ID
1/4" ID
3/8" ID

METRIC EQ.
3.2mm ID
6.4mm ID
9.5mm ID

FLOW
.09"
.21"
.29"

STRAIGHT THRU
MPC17002T39
MPC17004T39
MPC17006T39

A
.96 (24.4)
.96 (24.4)
.96 (24.4)

B
1.10 (27.9)
1.10 (27.9)
1.10 (27.9)



IN-LINE HOSE BARB
WITH LOCK

1/8" ID
1/4" ID
3/8" ID

3.2mm ID
6.4mm ID
9.5mm ID

.09"
.21"
.29"

MPCK17002T39
MPCK17004T39
MPCK17006T39

.99 (25.2)
.99 (25.2)
.99 (25.2)

1.10 (27.9)
1.30 (33.0)
1.30 (33.0)

Coupling Inserts

• ABS



TERMINATION
IN-LINE
HOSE BARB

TUBING
1/4" ID
3/8" ID

METRIC EQ.
6.4mm ID
9.5mm ID

FLOW
.21"
.29"

STRAIGHT THRU
MPC22004TM
MPC22006TM

O-RING
Silicone Seal USP Class VI
Silicone Seal USP Class VI

A
.60 (15.2)
.60 (15.2)

B
1.30 (33.0)
1.30 (33.0)



IN-LINE
HOSE BARB

1/4" ID
3/8" ID

6.4mm ID
9.5mm ID

.21"
.29"

MPC22004T
MPC22006T

Buna-N Seal USP Class V
Buna-N Seal USP Class V

.60 (15.2)
.60 (15.2)

1.30 (33.0)
1.30 (33.0)

• POLYCARBONATE



TERMINATION
IN-LINE
HOSE BARB

TUBING
1/8" ID
1/4" ID
3/8" ID

METRIC EQ.
3.2mm ID
6.4mm ID
9.5mm ID

FLOW
.09"
.21"
.29"

STRAIGHT THRU
MPC22002T03M
MPC22004T03M
MPC22006T03M

O-RING
Silicone Seal USP Class VI
Silicone Seal USP Class VI
Silicone Seal USP Class VI

A
.60 (15.2)
.60 (15.2)
.60 (15.2)

B
1.10 (27.9)
1.30 (33.0)
1.30 (33.0)



IN-LINE
HOSE BARB

1/8" ID
1/4" ID
3/8" ID

3.2mm ID
6.4mm ID
9.5mm ID

.09"
.21"
.29"

MPC22002T03
MPC22004T03
MPC22006T03

Buna-N Seal USP Class V
Buna-N Seal USP Class V
Buna-N Seal USP Class V

.60 (15.2)
.60 (15.2)
.60 (15.2)

1.10 (27.9)
1.30 (33.0)
1.30 (33.0)

• POLYSULFONE



TERMINATION
IN-LINE
HOSE BARB

TUBING
1/8" ID
1/4" ID
3/8" ID

METRIC EQ.
3.2mm ID
6.4mm ID
9.5mm ID

FLOW
.09"
.21"
.29"

STRAIGHT THRU
MPC22002T39M
MPC22004T39M
MPC22006T39M

O-RING
Silicone Seal USP Class VI
Silicone Seal USP Class VI
Silicone Seal USP Class VI

A
.60 (15.2)
.60 (15.2)
.60 (15.2)

B
1.10 (27.9)
1.30 (33.0)
1.30 (33.0)

MPC SERIES CONNECTOR (cont.)



Mating Parts



SEALING CAP
MPC32003
MPC32039

SEALING CAP W/LOCK
MPCK32003
MPCK32039

MATERIAL
Polycarbonate
Polysulfone

A
.96 (24.4)
.99 (25.2)

B
1.30 (33.0)
1.30 (33.0)

SEALING PLUG
MPC30003M
MPC30039M

O-RING
Silicone Seal USP Class VI
Silicone Seal USP Class VI

MATERIAL
Polycarbonate
Polysulfone

A
.75 (19.1)
.75 (19.1)

B
1.24 (31.5)
1.24 (31.5)

PART NO.
MPC30L
MPC32L

DESCRIPTION
Leash plug for MPC body
Leash cap for MPC insert

MATERIALS
Soft, flexible, medical-grade PVC
Soft, flexible, medical-grade PVC

Liquid Flow Rate Information for Couplings

The chart below shows the flow rate for CPC couplings. Each coupling was tested with water at 70°F (21°C). To determine flow rates for specific coupling configurations use the formula at the right.

C_v VALUES FOR MPC SERIES COUPLINGS

| BODIES | INSERTS | MPC22002T03 | MPC22004T03 | MPC22006T03 |
|-------------|---------|-------------|-------------|-------------|
| MPC17002T03 | | 0.11 | - | 0.21 |
| MPC17004T03 | | - | 2.8 | 2.8 |
| MPC17006T03 | | 0.14 | 2.8 | 5.5 |

$$Q = C_v \sqrt{\frac{\Delta P}{S}}$$

Q = Flow rate in gallons per minute

C_v = Average coefficient across various flow rates (see chart)

ΔP = Pressure drop across coupling (psi)

S = Specific gravity of liquid

Note:
MPC Series mates with Back-to-Back Adapters (page 109), SaniQuik™ and Sanitary Series (pages 112-115).



BACK-TO-BACK SERIES CONNECTOR



MPC/MPX Back-to-Back Adapters give end users the flexibility of connecting single-use systems that feature identical coupling connections at the end of their tubing. Combining both MPC and MPX couplings provides a reducing option for users who need to transition between tubing diameters ranging from 1/8" to 1/2".

FEATURES

Compatible with MPC and MPX Series inserts

Tubing reduction option

Ergonomic thumb latches

ADCF-free materials

BENEFITS

Easy conversion to industry standard connections or single-use systems

Allows easy transition between multiple size tubing from 1/8" to 1/2" ID

Easy to operate - even with gloved hands

Meet BSE/TSE requirements

Specifications

PRESSURE:

Vacuum to 60 psi, 4.1 bar

TEMPERATURE:

Polycarbonate:
-40°F to 250°F (-40°C to 121°C)

Polysulfone:
-40°F to 300°F (-40°C to 149°C)

MATERIALS:

Main Components:

Polycarbonate (purple tint), USP Class VI, ADCF
Polysulfone (amber tint), USP Class VI, ADCF

Thumb Latches:

Polycarbonate (white), USP Class VI, ADCF
Polysulfone (amber tint), USP Class VI, ADCF

O-rings:

Silicone (clear), platinum-cured, USP Class VI, ADCF

STERILIZATION:

Gamma: Up to 50 kGy irradiation

Autoclave:

Polycarbonate: Up to 250°F (121°C) for 30 minutes, up to 10 repetitions.
Sterilize uncoupled only.

Polysulfone: Up to 270°F (132°C) for 60 minutes, up to 25 repetitions.
Sterilize uncoupled only.

WARNING: Pressure, temperature, chemicals, and operating environment can affect the performance of couplings. It is the customer's responsibility to test the suitability of CPC's products in their own application conditions.

Back-To-Back Insert Adapters

• POLYSULFONE



| PART NO. | TYPE | A | B |
|-------------|------------|-------------|-------------|
| MPC22C2239M | MPC to MPC | 0.74 (18.8) | 2.04 (51.0) |
| MPC22X2239M | MPC to MPX | 0.98 (25.0) | 2.42 (61.5) |
| MPX22X2239M | MPX to MPX | 0.98 (25.0) | 2.73 (69.5) |

Note:
Mates with MPC and MPX bodies, inserts and sealing caps and plugs (pages 106-111).

Back-To-Back Body Adapters

• POLYCARBONATE



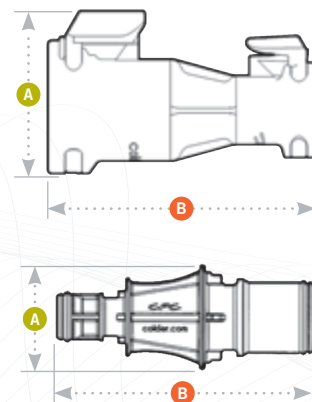
| PART NO. | TYPE | A | B |
|------------|------------|-------------|-------------|
| MPC17C1703 | MPC to MPC | .96 (24.5) | 1.81 (46.0) |
| MPX17X1703 | MPX to MPX | 1.28 (32.5) | 2.44 (62.0) |
| MPC17X1703 | MPC to MPX | 1.28 (32.5) | 2.13 (54.1) |

• POLYSULFONE



| PART NO. | TYPE | A | B |
|------------|------------|-------------|-------------|
| MPC17C1739 | MPC to MPC | .96 (24.5) | 1.81 (46.0) |
| MPX17X1739 | MPX to MPX | 1.28 (32.5) | 2.44 (62.0) |
| MPC17X1739 | MPC to MPX | 1.28 (32.5) | 2.13 (54.1) |

All measurements are in inches (millimeters) unless otherwise noted. Tubing must meet stated inside and outside diameters.



A = Height/Diameter

B = Total Length

MPX SERIES CONNECTOR



MPX Series couplings add ease of use and security to your most critical fluid handling applications. Choose from a full line of connectors and configurations, including pressure sealing caps and plugs in sizes to fit 3/8" and 1/2" tubing. MPX couplings offer optional locking sleeves to further guard against accidental disconnects. In addition, coupling halves can be rotated when connected reducing tube kinks.

FEATURES

- Ergonomic thumb latch
- USP Class VI materials
- Sterilizable by autoclave, EtO, e-beam, or gamma
- Parting line-free hose barb
- ADCF-free materials

BENEFITS

- Easy to operate – even with gloved hands
- Meet biocompatibility requirements
- Reusable, yet economical enough to allow disposability
- Eliminates potential leak path
- Meet BSE/TSE requirements

Specifications ● ● ●

PRESSURE:

Vacuum to 60 psi, 4.1 bar

TEMPERATURE:

Polycarbonate:

-40°F to 250°F (-40°C to 121°C)

Polysulfone:

-40°F to 300°F (-40°C to 149°C)

MATERIALS:

Main components:

Polycarbonate (purple tint), USP Class VI, ADCF
Polysulfone (amber tint), USP Class VI, ADCF

Locking sleeves:

Polysulfone (white), USP Class VI, ADCF

Thumb Latches:

Polycarbonate (white), USP Class VI, ADCF
Polysulfone (amber tint), USP Class VI, ADCF

O-rings: Silicone (clear), platinum-cured, USP Class VI, ADCF

STERILIZATION:

Gamma: Up to 50 kGy irradiation

Autoclave:

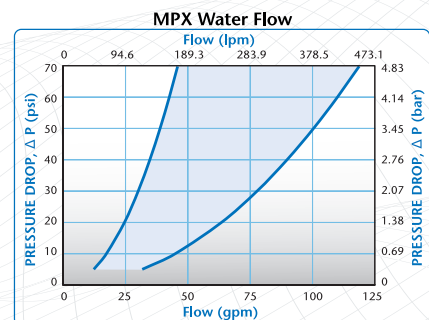
Polycarbonate: Up to 250°F (121°C), 30 minutes, up to 10 repetitions. Sterilize uncoupled only.

Polysulfone: Up to 270°F (132°C) for 60 minutes, up to 25 repetitions. Sterilize uncoupled only.

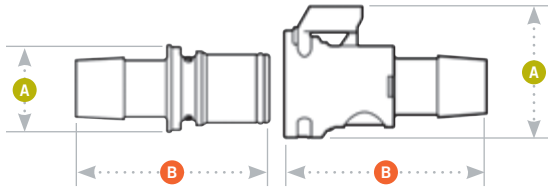
TUBING SIZES: 3/8" to 1/2" ID (9.5mm to 12.7mm)

WARNING: Pressure, temperature, chemicals, and operating environment can affect the performance of couplings. It is the customer's responsibility to test the suitability of CPC's products in their own application conditions.

⚠ This graph is intended to give you a general idea of the performance capabilities of each product line. The shaded area of the graph represents the operating range of the product family, i.e. upper and lower values are shown. Therefore, depending on the exact coupling configurations selected, you can reasonably expect values to fall within the shaded area.





MPX SERIES CONNECTOR DIMENSIONS





A = Height/Diameter
B = Total Length

Coupling Bodies

• POLYCARBONATE


| | TERMINATION | TUBING | METRIC EQ. | FLOW | STRAIGHT THRU | A | B |
|---|-----------------------------|---------|------------|------|---------------|-------------|-------------|
|  | IN-LINE HOSE BARB | 1/2" ID | 12.7mm ID | .50" | MPX17803 | 1.28 (32.5) | 1.96 (49.8) |
|  | IN-LINE HOSE BARB WITH LOCK | 1/2" ID | 12.7mm ID | .50" | MPXK17803 | 1.28 (32.5) | 1.96 (49.8) |

• POLYSULFONE


| | TERMINATION | TUBING | METRIC EQ. | FLOW | STRAIGHT THRU | A | B |
|--|-----------------------------|---------|------------|------|---------------|-------------|-------------|
|  | IN-LINE HOSE BARB | 1/2" ID | 12.7mm ID | .50" | MPX17839 | 1.28 (32.5) | 1.96 (49.8) |
|  | IN-LINE HOSE BARB WITH LOCK | 1/2" ID | 12.7mm ID | .50" | MPXK17839 | 1.28 (32.5) | 1.96 (49.8) |

Coupling Inserts

• POLYCARBONATE



| | TERMINATION | TUBING | METRIC EQ. | FLOW | STRAIGHT THRU | O-RING | A | B |
|---|-------------------|---------|------------|------|---------------|----------------------------|------------|-------------|
|  | IN-LINE HOSE BARB | 3/8" ID | 9.5mm ID | .38" | MPX22603M | Silicone Seal USP Class VI | .85 (21.6) | 1.90 (48.3) |
| | | 1/2" ID | 12.7mm ID | .50" | MPX22803M | Silicone Seal USP Class VI | .85 (21.6) | 1.90 (48.3) |

• POLYSULFONE

| | TERMINATION | TUBING | METRIC EQ. | FLOW | STRAIGHT THRU | O-RING | A | B |
|---|-------------------|---------|------------|------|---------------|----------------------------|------------|-------------|
|  | IN-LINE HOSE BARB | 3/8" ID | 9.5mm ID | .38" | MPX22639M | Silicone Seal USP Class VI | .85 (21.6) | 1.90 (48.3) |
| | | 1/2" ID | 12.7mm ID | .50" | MPX22839M | Silicone Seal USP Class VI | .85 (21.6) | 1.90 (48.3) |

Mating Parts

| | SEALING CAP | SEALING CAP W/LOCK | MATERIAL | A | B |
|---|-------------|--------------------|---------------|-------------|-------------|
|  | MPX32003 | MPXK32003 | Polycarbonate | 1.28 (32.5) | 1.67 (42.4) |
|  | MPX32039 | MPXK32039 | Polysulfone | 1.28 (32.5) | 1.67 (42.4) |

| | SEALING PLUG | O-RING | MATERIAL | A | B |
|---|--------------|----------------------------|---------------|-------------|-------------|
|  | MPX30003M | Silicone Seal USP Class VI | Polycarbonate | 1.10 (27.9) | 1.66 (42.2) |
|  | MPX30039M | Silicone Seal USP Class VI | Polysulfone | 1.10 (27.9) | 1.66 (42.2) |

Note:
 MPX Series mates with Back-to-Back Adapters (page 109), SaniQuik™ and Sanitary Series (pages 112-115).

All measurements are in inches (millimeters) unless otherwise noted. Tubing must meet stated inside and outside diameters.

SANITARY SERIES CONNECTOR



Specifications ● ● ●

PRESSURE:

Vacuum to 60 psi, 4.1 bar

TEMPERATURE:

-40°F to 300°F (-40°C to 149°C)

MATERIALS:

Main components:

Polysulfone (amber tint), USP Class VI, ADCF

O-rings: Silicone (clear), platinum-cured, USP Class VI, ADCF

STERILIZATION:

Gamma: Up to 50 kGy irradiation

Autoclave: Up to 270°F (132°C) for 60 minutes, up to 25 repetitions. Sterilize uncoupled only.

TERMINATION SIZES:

3/4", 1" and 1-1/2" sanitary

WARNING: Pressure, temperature, chemicals, and operating environment can affect the performance of couplings. It is the customer's responsibility to test the suitability of CPC's products in their own application conditions.

Sanitary couplings attach directly to 3/4", 1" and 1-1/2" sanitary terminations to provide greater flexibility for integrating components into single-use or hybrid (single-use to stainless) process systems. Standard bag systems with quick couplings can be easily connected to equipment with sanitary terminations, while single-use cartridge filters can be converted to incorporate quick couplings for greater system modularity.

*Note:
Mates with MPC and MPX bodies, inserts and sealing caps and plugs and Back-to-Back Adapters (pages 106-111).*

FEATURES

3/4", 1" and 1-1/2" sanitary terminations

Compatible with MPC and MPX Series couplings

Integral coupling adaptor

ADCF-free materials

BENEFITS

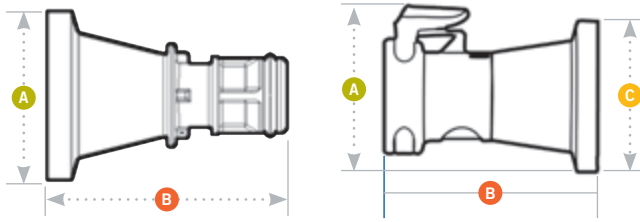
Install to equipment with sanitary gaskets and sanitary clamps

Quick and easy connections to industry standard plastic couplings on single-use bags and tube sets

Provides flexibility to easily convert sanitary terminations on filter cartridge or equipment

Meet BSE/TSE requirements

SANITARY SERIES CONNECTOR DIMENSIONS



- A** = Height/Diameter
- B** = Total Length
- C** = Outside Diameter

Coupling Bodies • POLYSULFONE




| PART NO. | SIZE | A | B | C |
|------------|------|-------------|-------------|-------------|
| MPC3301239 | 3/4" | .98 (24.9) | 1.40 (35.6) | 1.0 (25.4) |
| MPX3301239 | 3/4" | 1.28 (32.5) | 1.70 (43.2) | 1.0 (25.4) |
| MPC3301639 | 1" | 1.50 (38.1) | 1.40 (35.6) | 1.50 (38.1) |

Coupling Inserts • POLYSULFONE



| PART NO. | SIZE | O-RING | A | B |
|--------------|--------|----------------------------|-------------|-------------|
| MPC44012T39M | 3/4" | Silicone Seal USP Class VI | .98 (24.9) | 1.40 (35.6) |
| MPC44024T39M | 1-1/2" | Silicone Seal USP Class VI | 1.98 (50.3) | 1.40 (35.6) |
| MPX44012T39M | 3/4" | Silicone Seal USP Class VI | .98 (24.9) | 1.71 (43.4) |
| MPX44024T39M | 1-1/2" | Silicone Seal USP Class VI | 1.98 (50.3) | 1.71 (43.4) |

All measurements are in inches (millimeters) unless otherwise noted. Tubing must meet stated inside and outside diameters. Note: Sanitary couplings are compatible with both stainless steel and plastic clamps. Clamps and gaskets are referenced for illustration and are not available through CPC.



SANIQUIK™ SERIES CONNECTOR



Specifications ● ● ●

PRESSURE:

Vacuum to 60 psi, 4.1 bar

TEMPERATURE:

-40°F to 300°F (-40°C to 149°C)

MATERIALS:

Main component: 316L stainless steel

O-rings: Silicone (clear), platinum-cured, USP Class VI, ADCF

STERILIZATION:

Autoclave

TERMINATION SIZES:

3/4" and 1-1/2" sanitary

WARNING: Pressure, temperature, chemicals, and operating environment can affect the performance of couplings. It is the customer's responsibility to test the suitability of CPC's products in their own application conditions.

CPC's SaniQuik™ connection answers the question of how to integrate single-use components with your existing stainless processing equipment. This integral sanitary termination attaches to hard-plumbed systems with tri-clover clamps. Once attached it permits quick and easy connection to single-use bag systems, manifolds or tube sets with CPC disposable coupling bodies. SaniQuik connections reduce sanitary gasket replacement, enabling cost-effective media transfer solutions for feeding, harvesting or sampling applications.

Note:
Mates with MPC and MPX bodies, inserts and sealing plugs and Back-to-Back Adapters (pages 106-111).

FEATURES

3/4" and 1-1/2" sanitary standard terminations

Compatible with MPC and MPX Series couplings

Integral coupling adaptor

ADCF-free materials

BENEFITS

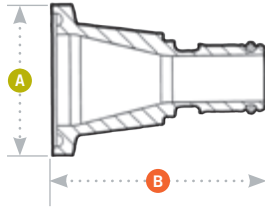
Connect to hard plumbed systems with sanitary gaskets and sanitary clamps

Quick and easy connections to industry standard plastic couplings on single-use bag and tube sets

Disconnecting coupling reduces sanitary gasket replacement

Meet BSE/TSE requirements

SANIQUIK™ SERIES CONNECTOR DIMENSIONS



A = Height/Diameter
B = Total Length

Connections • 316L STAINLESS



DESCRIPTION
SILICONE SEAL
USP CLASS VI

PART NO.

SQCC221212M
 SQCC222424M
 SQCX221212M
 SQCX222416M
 SQCX222424M

MATING COUPLING

MPC Series
 MPC Series
 MPX Series
 MPX Series
 MPX Series

SANITARY SIZE

3/4"
 1-1/2"
 3/4"
 1-1/2"
 1-1/2"

SANITARY BORE

3/4"
 1-1/2"
 3/4"
 1"
 1-1/2"

A

.98" (24.9)
 1.98" (50.3)
 .98" (24.9)
 1.98" (50.3)
 1.98" (50.3)

B

1.39" (35.3)
 1.50" (38.1)
 1.43" (39.1)
 1.50" (38.1)
 1.50" (38.1)

Accessories • SILICONE (CLEAR)

DESCRIPTION
PLATINUM-CURED
USP CLASS VI
REPLACEMENT
SEALS

PART NO.


2260100
 2260200

MATING SANIQUIK

SQCC221212M, SQCC222424M
 SQCX221212M, SQCX222416M, SQCX222424M

All measurements are in inches (millimeters) unless otherwise noted. Tubing must meet stated inside and outside diameters.

NOTES:



MPU SERIES CONNECTOR



Specifications ● ● ●

PRESSURE:

Vacuum to 35 psi, 2.4 bar

TEMPERATURE:

-40°F to 300°F (-40°C to 149°C)

MATERIALS:

Main components:

Polysulfone (amber tint), USP Class VI, ADCF

O-rings: Silicone (clear), platinum-cured, USP Class VI, ADCF

STERILIZATION:

Gamma: Up to 50 kGy irradiation

Autoclave: Up to 270°F (132°C) for 60 minutes, up to 25 repetitions. Sterilize uncoupled only.

TUBING SIZES: 3/4" ID (19.0 mm)

WARNING: Pressure, temperature, chemicals, and operating environment can affect the performance of couplings. It is the customer's responsibility to test the suitability of CPC's products in their own application conditions.

The MPU's twist-to-connect design features an easy-to-use locking mechanism that guards against accidental disconnects and provides a reliable, secure connection. A 3/4" hose barb provides smooth, rapid media transfer.

FEATURES

3/4" hose barb

Locking feature

Sharp barb end

Shrouded, leak-free seal & smooth, internal flow path

ADCF-free materials

BENEFITS

Facilitates rapid fill and empty of bioprocessing bags

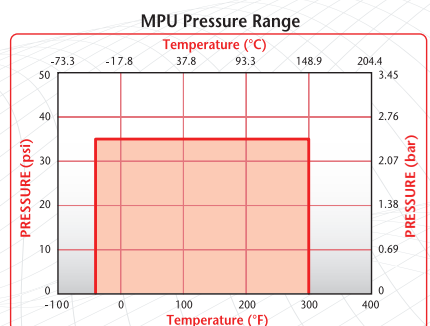
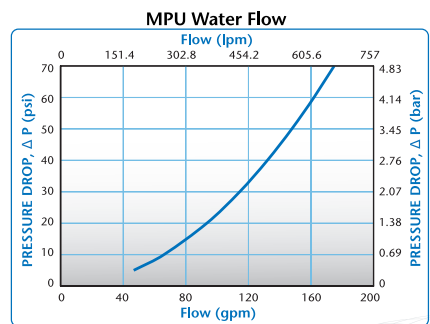
Guards against accidental disconnects

Minimizes fluid turbulence and dead space

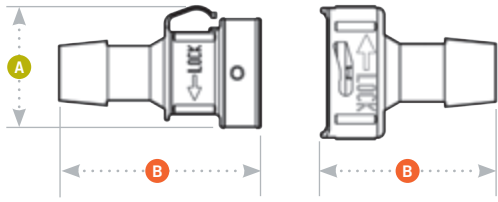
Protect valuable fluids and eliminate potential to contaminate fluid path

Meet BSE/TSE requirements

These graphs are intended to give you a general idea of the performance capabilities of each product line. The shaded area of each graph represents the operating range of the product family, i.e., upper and lower values are shown. Therefore, depending on the exact coupling configurations selected, you can reasonably expect values to fall within the shaded area.



MPU SERIES CONNECTOR DIMENSIONS



A = Height/Diameter
B = Total Length

Coupling Bodies • POLYSULFONE



TERMINATION
 IN-LINE HOSE BARB

TUBING
 3/4" ID

METRIC EQ.
 19.0mm ID

FLOW
 .71"

STRAIGHT THRU
 MPU171239

A
 1.75 (44.5)

B
 2.37 (60.2)

Coupling Inserts • POLYSULFONE



TERMINATION
 IN-LINE HOSE BARB

TUBING
 3/4" ID

METRIC EQ.
 19.0mm ID

FLOW
 .71"

STRAIGHT THRU
 MPU221239M

O-RING

Silicone Seal USP Class VI

A
 1.56 (39.6)

B
 2.88 (73.2)

Accessories • POLYSULFONE



SEALING CAP
 MPU32039

MATERIAL
 Polysulfone
 USP Class VI

A
 1.75 (44.5)

B
 .79 (20.1)

SEALING PLUG
 MPU30039M

O-RING
 Silicone Seal

MATERIAL
 Polysulfone
 USP Class VI

A
 1.56 (39.6)

B
 1.38 (35.1)

All measurements are in inches (millimeters) unless otherwise noted. Tubing must meet stated inside and outside diameters.

HFC39 SERIES CONNECTOR



Specifications ● ● ●

PRESSURE:

Vacuum to 125 psi, 8.6 bar

TEMPERATURE:

-40°F to 280°F (-40°C to 138°C)

MATERIALS:

Main components:

Polysulfone (amber tint), USP Class VI, ADCF

O-rings: Silicone (clear), platinum-cured, USP Class VI, ADCF

Springs: 316L stainless steel

STERILIZATION:

Gamma: Up to 50 kGy irradiation. Sterilize coupled or uncoupled.

Autoclave: Up to 270°F (132°C) for 60 minutes. Up to 25 repetitions for uncoupled units and up to one repetition for coupled units.

TERMINATION SIZES:

1/4", 3/8" and 1/2" ID hose barb
(6.4mm, 9.5mm and 12.7mm)

HFC39 Series sterile disconnect couplings prevent external organisms from entering into the media flow path upon disconnection. Automatic shutoff valves close off the flow path aseptically protecting valuable media while also eliminating the need for pinch clamps and tube welders. The easy-to-use thumb latch design provides a secure, leak-free connection and enables one-hand disconnects.

FEATURES

Simple one-step disconnection

Automatic shutoff valves

CPC Click

Lightweight

ADCF-free materials

BENEFITS

Maintains media sterility in each half by preventing external organisms from entering the flow path

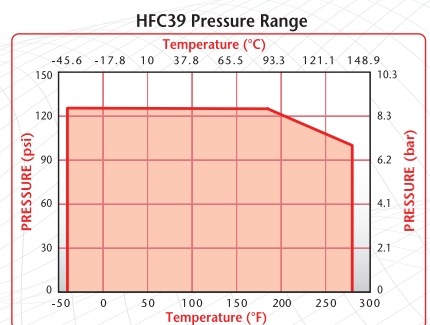
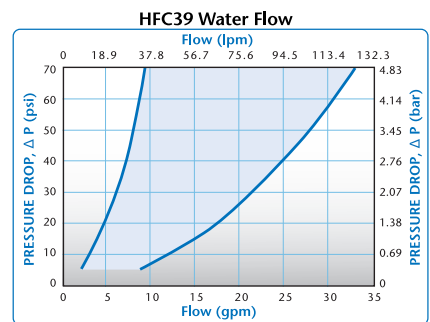
Stop flow and eliminate need for pinch clamps

Audible confirmation of secure connection

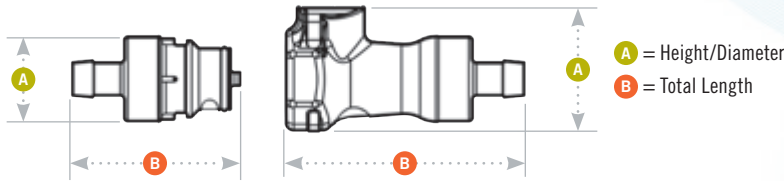
Easy integration with single-use assemblies

Meet BSE/TSE requirements

⚠ These graphs are intended to give you a general idea of the performance capabilities of each product line. The shaded area of the graph represents the operating range of the product family, i.e. upper and lower values are shown. Therefore, depending on the exact coupling configurations selected, you can reasonably expect values to fall within the shaded area.



HFC39 SERIES DIMENSIONS



Coupling Bodies • POLYSULFONE



**TERMINATION
IN-LINE
HOSE BARB**

| TUBING SIZE | METRIC EQ. | FLOW | SHUTOFF | A | B |
|-------------|------------|------|------------|-------------|-------------|
| 1/4" ID | 6.4mm ID | 1/4" | HFCD17439M | 1.44 (36.6) | 2.82 (71.6) |
| 3/8" ID | 9.5mm ID | 3/8" | HFCD17639M | 1.44 (36.6) | 2.82 (71.6) |
| 1/2" ID | 12.5mm ID | 3/8" | HFCD17839M | 1.44 (36.6) | 2.82 (71.6) |

Coupling Inserts • POLYSULFONE



**TERMINATION
IN-LINE
HOSE BARB**

| TUBING SIZE | METRIC EQ. | FLOW | STRAIGHT THRU | SHUTOFF | A | B |
|-------------|------------|------|---------------|------------|-------------|-------------|
| 1/4" ID | 6.4mm ID | 1/4" | HFC22439M | HFCD22439M | 1.00 (25.4) | 2.02 (51.3) |
| 3/8" ID | 9.5mm ID | 3/8" | HFC22639M | HFCD22639M | 1.00 (25.4) | 2.02 (51.3) |
| 1/2" ID | 12.5mm ID | 3/8" | HFC22839M | HFCD22839M | 1.00 (25.4) | 2.02 (51.3) |

Mating Parts



| SEALING CAP | O-RING | MATERIAL | A | B |
|--------------|----------------------------|-------------|-------------|-------------|
| HFC32039 | | Polysulfone | 1.44 (36.6) | 2.73 (69.3) |
| SEALING PLUG | | | | |
| HFC30039M | Silicone Seal USP Class VI | Polysulfone | 1.00 (25.4) | 1.81 (46.0) |

All measurements are in inches (millimeters) unless otherwise noted. Tubing must meet stated inside and outside diameters. Couplings are pictured with valves unless otherwise noted.

For validation reports,
visit cpcworldwide.com/bio
and for extractables data
contact
info@cpcworldwide.com

ASEPTIQUICK® S SERIES CONNECTORS

Specifications ● ● ●

PRESSURE:

Up to 60 psi, 4.1 bar

TEMPERATURE:

39°F to 104°F (4°C to 40°C)

STERILIZATION:

Gamma: Up to 50kGy irradiation

AutoClave High Temp (HT) Version:

Up to 266°F (130°C) for 60 minutes

TERMINATION SIZES:

1/8", 1/4" and 3/8" ID hose barb (3.2mm, 6.4mm and 9.5mm), 3/4" sanitary and MPC insert

MATERIALS:

Main Components:

Polycarbonate (white), USP Class VI, ADCF

Pull Tabs/Caps:

Polycarbonate (blue, standard version),
USP Class VI, ADCF

Polycarbonate (white, HT version),
USP Class VI, ADCF

Seals:

Silicone (clear), platinum-cured,
USP Class VI, ADCF

Membrane:

Polyethylene (standard version),
USP Class VI, ADCF

Hydrophobic polyethersulfone (HT version),
USP Class VI, ADCF, PTFE strip sticker

AseptiQuik® S Small Format 1/8" and 1/4" Connectors

provide quick and easy sterile connections for small-flow applications, even in non-sterile environments. The "FLIP-CLICK-PULL" design of AseptiQuik S enables users to easily transfer small volumes of media with less risk of operator error. The connector's genderless and robust design provides reliable performance without the need for clamps, fixtures or tube welders. Biopharmaceutical manufacturers can now make 1/8" and 1/4" sterile connections with the quality and market availability they expect from the leader in single-use connection technology.

FEATURES

Genderless design

FLIP-CLICK-PULL

Integrated pull tab covers

Robust construction

CPC Click

BENEFITS

Eases single-use systems specifications with one part number for both halves

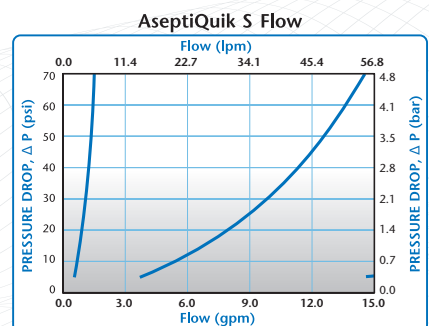
Intuitive three-step connection process reduces risk of operator error

Provide pre-assembly protection and ensure simultaneous removal of both membranes

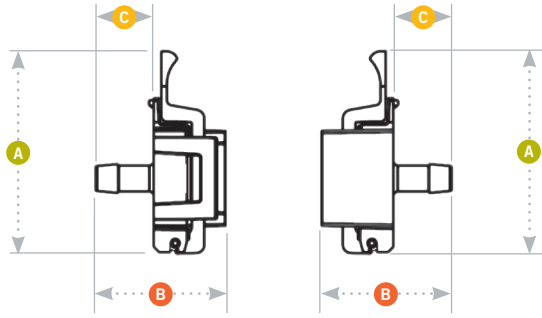
Repeatable and reliable performance with no additional hardware required

Audible confirmation of assembly

⚠ This graph is intended to give you a general idea of the performance capabilities of each product line. The shaded area of the graph represents the operating range of the product family, i.e. upper and lower values are shown. Therefore, depending on the exact coupling configurations selected, you can reasonably expect values to fall within the shaded area.



ASEPTIQUIK® S SERIES DIMENSIONS



- A** = Height/Diameter
- B** = Total Length
- C** = Hose Barb Length

For validation reports, visit cpcworldwide.com/bio and for extractables data, contact info@cpcworldwide.com

Coupling Bodies

• POLYCARBONATE with Blue Pull Tabs



TERMINATION
 1/8" HOSE BARB
 1/4" HOSE BARB
 3/8" HOSE BARB
 3/4" SANITARY
 MPC INSERT

PART NO.
 AQS17002
 AQS17004
 AQS17006
 AQS33012
 AQS17MPC

| | A | B | C |
|----------------|----------|----------|----------|
| 1/8" HOSE BARB | 2.25 | 1.30 | 0.50 |
| 1/4" HOSE BARB | 2.25 | 1.45 | 0.65 |
| 3/8" HOSE BARB | 2.25 | 1.45 | 0.65 |
| 3/4" SANITARY | 2.25 | 1.60 | 0.80 |
| MPC INSERT | 2.25 | 1.49 | 0.69 |

• POLYCARBONATE HT with White Pull Tabs

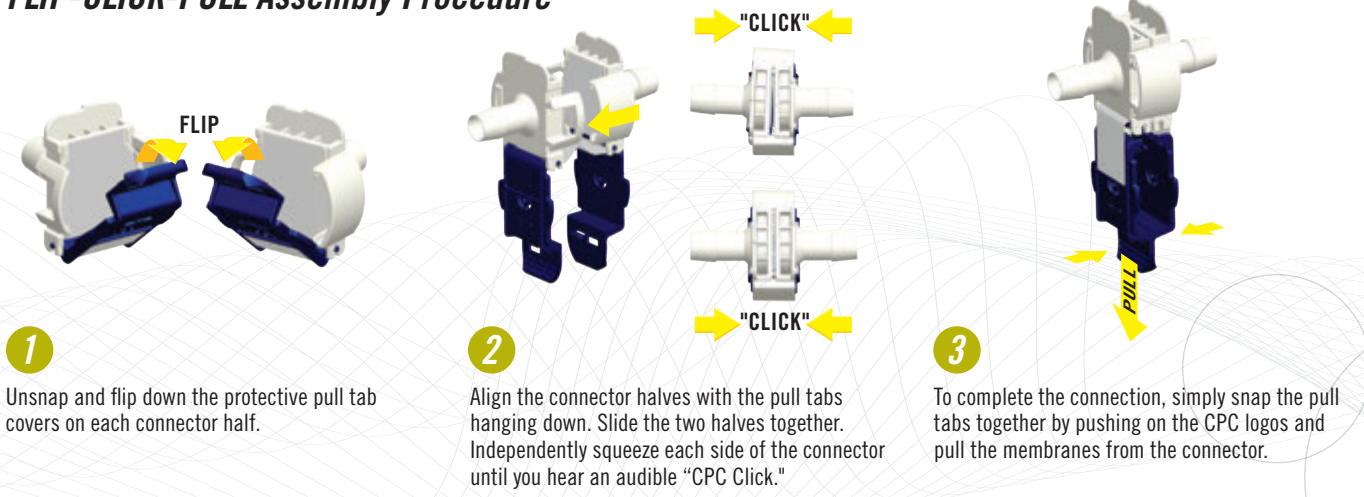


TERMINATION
 1/8" HOSE BARB
 1/4" HOSE BARB
 3/8" HOSE BARB
 3/4" SANITARY
 MPC INSERT

PART NO.
 AQS17002HT
 AQS17004HT
 AQS17006HT
 AQS33012HT
 AQS17MPCHT

| | A | B | C |
|----------------|----------|----------|----------|
| 1/8" HOSE BARB | 2.25 | 1.30 | 0.50 |
| 1/4" HOSE BARB | 2.25 | 1.45 | 0.65 |
| 3/8" HOSE BARB | 2.25 | 1.45 | 0.65 |
| 3/4" SANITARY | 2.25 | 1.60 | 0.80 |
| MPC INSERT | 2.25 | 1.49 | 0.69 |

FLIP-CLICK-PULL Assembly Procedure



1
 Unsnap and flip down the protective pull tab covers on each connector half.

2
 Align the connector halves with the pull tabs hanging down. Slide the two halves together. Independently squeeze each side of the connector until you hear an audible "CPC Click."

3
 To complete the connection, simply snap the pull tabs together by pushing on the CPC logos and pull the membranes from the connector.

ASEPTIQUIK® G SERIES CONNECTORS



Specifications ● ● ●

PRESSURE:

Up to 60 psi, 4.1 bar
Up to 75 psi, 5.1 bar for 48 hours

TEMPERATURE:

34°F to 104°F (1°C to 40°C)

STERILIZATION:

Gamma: Up to 50kGy irradiation

Autoclave High Temp (HT) Version:

Up to 266°F (130°C) for 60 minutes

TERMINATION SIZES:

1/4", 3/8", 1/2", 3/4" ID hose barb (6.4mm, 9.5mm, 12.7mm, 19.0mm) and 3/4" sanitary

MATERIALS:

Main Components:

Polycarbonate (white), USP Class VI, ADCF

Pull Tabs/Caps:

Polycarbonate (blue, standard version),

USP Class VI, ADCF

Polycarbonate (white, HT version),

USP Class VI, ADCF

Seals:

Silicone (clear), platinum-cured, USP Class VI, ADCF

Membrane:

Polyethylene (standard version), USP Class VI, ADCF

Hydrophobic polyethersulfone (HT version),

USP Class VI, ADCF, PTFE strip sticker

Genderless AseptiQuik® G Connectors enable quick and easy sterile connections, even in non-sterile environments. The easy-to-use genderless design simplifies system integration and minimizes the risk of operator error. The connectors' robust construction provides enhanced user confidence and reliable performance without the need for clamps, fixtures or tube welders. Biopharmaceutical manufacturers benefit from a full range of interchangeable 1/4" to 3/4" flow solutions with the quality and market availability they expect from the leader in single-use connection technology.

Genderless interface allows easy transition between multiple tubing sizes from 1/4" to 3/4".

⚠ This graph is intended to give you a general idea of the performance capabilities of each product line. The shaded area of the graph represents the operating range of the product family, i.e. upper and lower values are shown. Therefore, depending on the exact coupling configurations selected, you can reasonably expect values to fall within the shaded area.

FEATURES

Genderless design

Robust construction

FLIP-CLICK-PULL

Integrated pull tab covers

CPC Click

BENEFITS

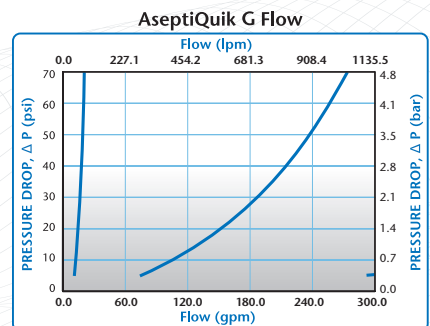
Eases integration of single-use systems with one part number for both halves

Repeatable and reliable performance with no additional hardware required

Innovative three-step connection process reduces risk of operator error

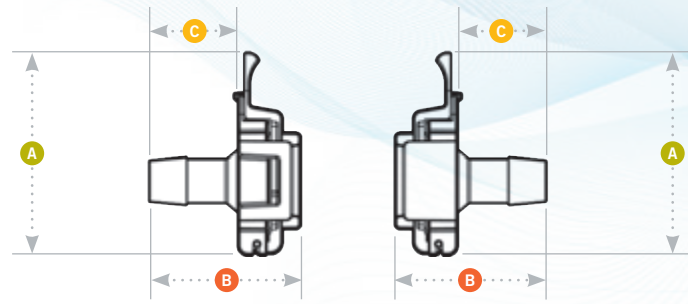
Pull tabs act as protective cover reducing part complexity and ensure simultaneous removal of both membranes

Audible confirmation of assembly



ASEPTIQUIK® G SERIES DIMENSIONS

- A** = Height/Diameter
- B** = Total Length
- C** = Hose Barb Length



Coupling Bodies

• POLYCARBONATE with Blue Pull Tabs



| TERMINATION | PART NO. | A | B | C |
|----------------|----------|------|------|------|
| 1/4" HOSE BARB | AQG17004 | 2.62 | 1.62 | 0.82 |
| 3/8" HOSE BARB | AQG17006 | 2.62 | 1.62 | 0.82 |
| 1/2" HOSE BARB | AQG17008 | 2.62 | 1.95 | 1.15 |
| 3/4" HOSE BARB | AQG17012 | 2.62 | 2.36 | 1.56 |
| 3/4" SANITARY | AQG33012 | 2.62 | 1.66 | 0.86 |


• POLYCARBONATE HT with White Pull Tabs



| TERMINATION | PART NO. | A | B | C |
|----------------|------------|------|------|------|
| 1/4" HOSE BARB | AQG17004HT | 2.62 | 1.62 | 0.82 |
| 3/8" HOSE BARB | AQG17006HT | 2.62 | 1.62 | 0.82 |
| 1/2" HOSE BARB | AQG17008HT | 2.62 | 1.95 | 1.15 |
| 3/4" HOSE BARB | AQG17012HT | 2.62 | 2.36 | 1.56 |
| 3/4" SANITARY | AQG33012HT | 2.62 | 1.66 | 0.86 |


Validation reports
are available at
cpcworldwide.com/bio.

FLIP-CLICK-PULL Assembly Procedure




1

Unsnap and flip down the protective pull tab covers on each connector half.



2

Align the connector halves with the pull tabs hanging down. Slide the two halves together. Independently squeeze each side of the connector until you hear an audible "CPC Click."



3

To complete the connection, simply snap the pull tabs together by pushing on the CPC logos and pull the membranes from the connector.

ASEPTIQUIK® C SERIES CONNECTORS



AseptiQuik® C Connectors provide quick and easy sterile connections, even in non-sterile environments. AseptiQuik's "CLICK-PULL-TWIST" design enables users to transfer media easily with less risk of operator error. The connector's robust design provides reliable performance without the need for clamps, fixtures or tube welders. Biopharmaceutical manufacturers can make sterile connections with the quality and market availability they expect from the leader in single-use connection technology.

Specifications ● ● ●

PRESSURE:

Up to 60 psi, 4.1 bar

TEMPERATURE:

39°F to 104°F (4°C to 40°C)

TYPICAL FLOW RATE:

Cv = 14.4 max

STERILIZATION:

Gamma: Up to 50kGy irradiation

Autoclave High Temp (HT) Version:

Up to 266°F (130°C) for 30 minutes

TERMINATION SIZES:

3/8" (9.5mm) and 1/2" (12.7mm) ID hose barb, and 3/4" sanitary

MATERIALS:

Main Components:

Polycarbonate (white), USP Class VI, ADCF

Lock Ring:

Polycarbonate (blue), USP Class VI, ADCF

Pull Tabs:

Polycarbonate (blue, standard version),
USP Class VI, ADCF

Polycarbonate (white, HT version),
USP Class VI, ADCF

Caps:

Polypropylene (clear), USP Class VI, ADCF

Seals:

Silicone (clear), platinum-cured, USP Class VI,
ADCF

Membrane:

Polyethylene (standard version),
USP Class VI, ADCF

Hydrophobic polyethersulfone (HT version),
USP Class VI, ADCF

FEATURES

CLICK-PULL-TWIST design

Membrane pull tabs

Robust construction

Integrated lock ring

CPC Click

Market availability

BENEFITS

Intuitive three-step connection process reduces risk of operator error

Ensure simultaneous and secure removal of both membranes

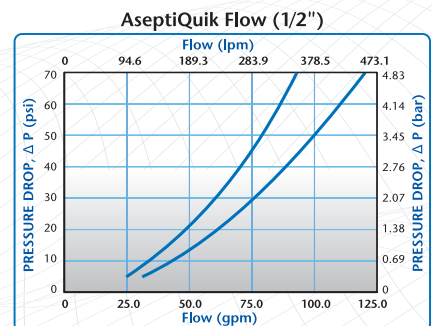
Repeatable and reliable performance with no additional hardware required

Secures final connection preventing disassembly

Audible confirmation of completed assembly steps

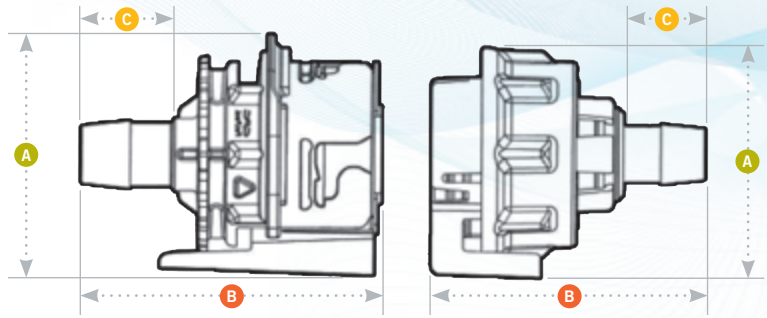
Open access through multiple supply chain partners

This graph is intended to give you a general idea of the performance capabilities of each product line. The shaded area of the graph represents the operating range of the product family, i.e. upper and lower values are shown. Therefore, depending on the exact coupling configurations selected, you can reasonably expect values to fall within the shaded area.



ASEPTIQUIK® C SERIES DIMENSIONS

- A** = Height/Diameter
- B** = Total Length
- C** = Hose Barb Length



Coupling Bodies

• POLYCARBONATE with Blue Pull Tabs

| TERMINATION | PART NO. | FLOW | A | B | C |
|----------------|----------|------|-------------|-------------|-------------|
| 3/8" HOSE BARB | AQC17006 | .34 | 2.36 (59.9) | 2.74 (69.6) | 0.65 (16.5) |
| 1/2" HOSE BARB | AQC17008 | .50 | 2.36 (59.9) | 2.95 (74.9) | 0.89 (22.6) |
| 3/4" SANITARY | AQC33012 | .50 | 2.36 (59.9) | 2.73 (69.3) | 0.70 (17.8) |

• POLYCARBONATE HT with White Pull Tabs

| TERMINATION | PART NO. | FLOW | A | B | C |
|----------------|------------|------|-------------|-------------|-------------|
| 3/8" HOSE BARB | AQC17006HT | .34 | 2.36 (59.9) | 2.74 (69.6) | 0.65 (16.5) |
| 1/2" HOSE BARB | AQC17008HT | .50 | 2.36 (59.9) | 2.95 (74.9) | 0.89 (22.6) |
| 3/4" SANITARY | AQC33012HT | .50 | 2.36 (59.9) | 2.73 (69.3) | 0.70 (17.8) |

Coupling Inserts


• POLYCARBONATE with Blue Pull Tabs

| TERMINATION | PART NO. | FLOW | A | B | C |
|----------------|----------|------|-------------|-------------|-------------|
| 3/8" HOSE BARB | AQC22006 | .34 | 2.50 (63.5) | 2.90 (73.7) | 0.65 (16.5) |
| 1/2" HOSE BARB | AQC22008 | .50 | 2.50 (63.5) | 2.99 (75.9) | 0.89 (22.6) |
| 3/4" SANITARY | AQC44012 | .50 | 2.50 (63.5) | 2.80 (71.1) | 0.70 (17.8) |

• POLYCARBONATE HT with White Pull Tabs

| TERMINATION | PART NO. | FLOW | A | B | C |
|----------------|------------|------|-------------|-------------|-------------|
| 3/8" HOSE BARB | AQC22006HT | .34 | 2.50 (63.5) | 2.90 (73.7) | 0.65 (16.5) |
| 1/2" HOSE BARB | AQC22008HT | .50 | 2.50 (63.5) | 2.99 (75.9) | 0.89 (22.6) |
| 3/4" SANITARY | AQC44012HT | .50 | 2.50 (63.5) | 2.80 (71.1) | 0.70 (17.8) |

CLICK-PULL-TWIST Assembly Procedure



1
Align male and female couplings, push together until "CPC Click" confirmation.
Slight rotation of lock ring may be required for proper alignment prior to connection.



2
Snap membrane pull tabs together and pull from connector.



3
Twist the blue lock ring clock-wise until "CPC Click" and rib to arrow alignment confirms secure final connection.

ASEPTIQUIK® DC SERIES CONNECTORS



PATENTED

AseptiQuik® DC Connectors are the first all-in-one single-use connection technology to offer both a sterile connect and sterile disconnect. With the AseptiQuik DC Connector, manufacturers can make a quick and easy sterile connection and disconnection, even in non-sterile environments.

AseptiQuik DC's intuitive "CLICK-PULL-TWIST" design enables users to transfer media easily with less risk of operator error. After transfer is complete, the connector features a simple one-step disconnection that maintains media sterility by preventing external organisms from entering into the media flow path. The connector's robust design and automatic shutoff valves provide reliable performance without the need for sanitary clamps, fixtures or tube welders.

FEATURES

CLICK-PULL-TWIST design

Simple one-step disconnection

Membrane pull tabs

Robust construction

CPC Click

Market availability

BENEFITS

Intuitive three-step connection process reduces risk of operator error

Maintains media sterility in each half by preventing external organisms from entering the flow path

Ensure simultaneous and secure removal of both membranes

Repeatable and reliable performance with no additional hardware required

Audible confirmation of completed assembly steps

Open access through multiple supply chain partners

Specifications ● ● ●

PRESSURE:

Up to 60 psi, 4.1 bar

TEMPERATURE:

39°F to 104°F (4°C to 40°C)

STERILIZATION:

Gamma: Up to 50kGy irradiation

Autoclave High Temp (HT) Version: Up to 266°F (130°C) for 30 minutes

TERMINATION SIZES:

1/4", 3/8" and 1/2" ID hose barb
(6.4mm, 9.5mm and 12.7mm)

MATERIALS:

Main Components: Polycarbonate (white), USP Class VI, ADCF

Lock Ring: Polycarbonate (blue), USP Class VI, ADCF

Pull Tabs:
Polycarbonate (blue, standard version), USP Class VI, ADCF
Polycarbonate (white, HT version), USP Class VI, ADCF

Caps: Polypropylene (clear), USP Class VI, ADCF

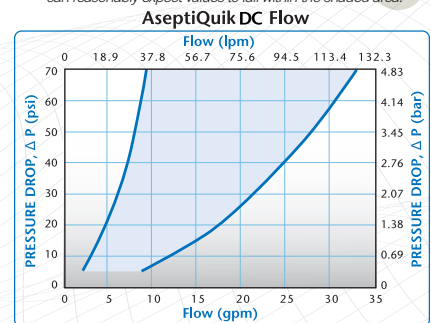
Seals: Silicone (clear), platinum-cured, USP Class VI, ADCF

Membrane:
Polyethylene (standard version), USP Class VI, ADCF
Hydrophobic polyethersulfone (HT version), USP Class VI, ADCF

Springs: 316L stainless steel

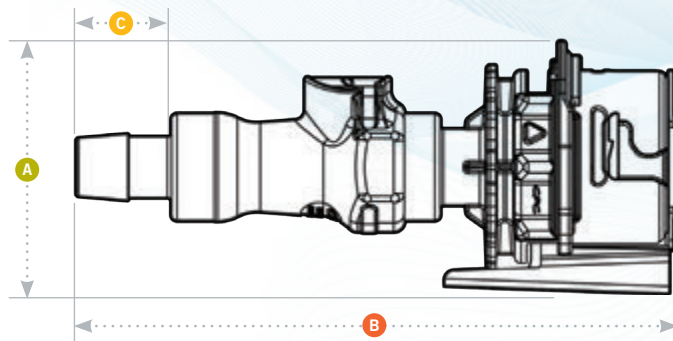
Mates with standard AseptiQuik halves:
AQDC inserts mate with standard AQC bodies
AQDC bodies mate with standard AQC inserts

This graph is intended to give you a general idea of the performance capabilities of each product line. The shaded area of the graph represents the operating range of the product family, i.e. upper and lower values are shown. Therefore, depending on the exact coupling configurations selected, you can reasonably expect values to fall within the shaded area.



ASEPTIQUIK® DC SERIES DIMENSIONS

- A** = Height/Diameter
- B** = Total Length
- C** = Hose Barb Length



Coupling Bodies • POLYCARBONATE



TERMINATION
 1/4" HOSE BARB
 3/8" HOSE BARB
 1/2" HOSE BARB

PART NO.
 AQCDC17004
 AQCDC17006
 AQCDC17008

FLOW
 1/4"
 3/8"
 3/8"

A
 2.36 (59.9)
 2.36 (59.9)
 2.36 (59.9)

B
 5.33 (135.4)
 5.33 (135.4)
 5.62 (142.7)

C
 0.60 (15.2)
 0.60 (15.2)
 0.89 (22.6)

Coupling Inserts • POLYCARBONATE



TERMINATION
 1/4" HOSE BARB
 3/8" HOSE BARB
 1/2" HOSE BARB

PART NO.
 AQCDC22004
 AQCDC22006
 AQCDC22008


FLOW
 1/4"
 3/8"
 3/8"

A
 2.50 (63.5)
 2.50 (63.5)
 2.50 (63.5)

B
 5.41 (137.4)
 5.41 (137.4)
 5.70 (144.8)

C
 0.60 (15.2)
 0.60 (15.2)
 0.89 (22.6)

CLICK-PULL-TWIST Assembly Procedure



1
 Align male and female couplings, push together until audible "CPC Click" confirmation.
 Slight rotation of lock ring may be required for proper alignment prior to connection.



2
 Snap membrane pull tabs together and pull from connector.



3
 Twist the blue lock ring clock-wise until "CPC Click" and rib to arrow alignment confirms secure final connection.

To Disconnect



When fluid transfer is finished, press the thumb latch down to complete the sterile disconnection. Both halves will remain sterile.

ASEPTIQUIK® X SERIES CONNECTORS



Specifications ● ● ●

PRESSURE:

Up to 60 psi, 4.1 bar

TEMPERATURE:

39°F to 104°F (4°C to 40°C)

STERILIZATION:

Gamma: Up to 50kGy irradiation

Autoclave High Temp (HT) Version: Up to 266°F (130°C) for 30 minutes

TERMINATION SIZES:

3/4" and 1" ID hose barb (19.0mm and 25.4mm), 1-1/2" sanitary

MATERIALS:

Main Components:

PVDF (white), USP Class VI, ADCF

Lock Ring:

PVDF (blue), USP Class VI, ADCF

Pull Tabs:

Polycarbonate (blue, standard version), USP Class VI, ADCF

Polycarbonate (white, HT version), USP Class VI, ADCF

Caps:

Polypropylene (clear), USP Class VI, ADCF

Seals:

Silicone (clear), platinum-cured, USP Class VI, ADCF

Membrane:

Polyethylene (standard version), USP Class VI, ADCF

Hydrophobic polyethersulfone (HT version), USP Class VI, ADCF, PTFE strip sticker

AseptiQuik® X Large Format 1" Connectors provide quick and easy sterile connections for high flow applications, even in non-sterile environments. AseptiQuik X's "TWIST-PULL-TWIST" design enables users to quickly transfer large volumes of media easily with less risk of operator error. The connector's robust design provides reliable performance without the need for clamps, fixtures or tube welders. Biopharmaceutical manufacturers can now make 1" sterile connections with the quality and market availability they expect from the leader in single-use connection technology.

FEATURES

TWIST-PULL-TWIST Design

Membrane pull tabs

Robust construction

Integrated lock ring

CPC Click

BENEFITS

Intuitive three-step connection process reduces risk of operator error

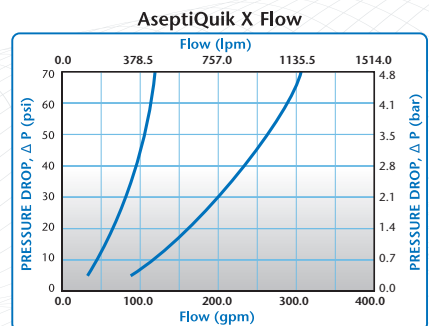
Ensure simultaneous and secure removal of both membranes

Repeatable and reliable performance with no additional hardware required

Secures final connection preventing disassembly

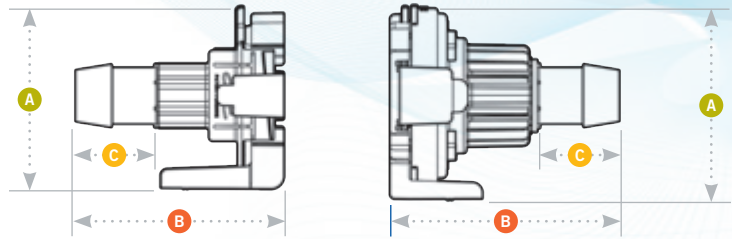
Audible confirmation of completed assembly steps

⚠ This graph is intended to give you a general idea of the performance capabilities of each product line. The shaded area of the graph represents the operating range of the product family, i.e. upper and lower values are shown. Therefore, depending on the exact coupling configurations selected, you can reasonably expect values to fall within the shaded area.



ASEPTIQUIK® X SERIES DIMENSIONS

- A** = Height/Diameter
- B** = Total Length
- C** = Hose Barb Length



Coupling Bodies

• POLYCARBONATE with Blue Pull Tabs



TERMINATION
 3/4" HOSE BARB
 1" HOSE BARB
 1-1/2" SANITARY

PART NO.
 AQX17012
 AQX17016
 AQX33024

A
 3.54
 3.54
 3.54

B
 3.93
 4.04
 4.18

C
 1.50
 1.53
 1.73

• POLYCARBONATE HT with White Pull Tabs



TERMINATION
 3/4" HOSE BARB
 1" HOSE BARB
 1-1/2" SANITARY

PART NO.
 AQX17012HT
 AQX17016HT
 AQX33024HT

A
 3.54
 3.54
 3.54

B
 3.93
 4.04
 4.18

C
 1.50
 1.53
 1.73

Coupling Inserts

• POLYCARBONATE with Blue Pull Tabs



TERMINATION
 3/4" HOSE BARB
 1" HOSE BARB
 1-1/2" SANITARY

PART NO.
 AQX22012
 AQX22016
 AQX44024

A
 3.76
 3.76
 3.76

B
 4.34
 4.45
 4.58

C
 1.50
 1.53
 1.74

• POLYCARBONATE HT with White Pull Tabs



TERMINATION
 3/4" HOSE BARB
 1" HOSE BARB
 1-1/2" SANITARY


PART NO.
 AQX22012HT
 AQX22016HT
 AQX44024HT

A
 3.76
 3.76
 3.76

B
 4.34
 4.45
 4.58

C
 1.50
 1.53
 1.74

TWIST-PULL-TWIST Assembly Procedure



1

Align male and female connectors using the START alignment feature of the blue lock ring with the rib indicator of the white body. Insert the two halves together.



2

Twist the blue lock ring clockwise (approximately 75°) until audible "CPC Click" is heard. Alignment of the small blue lock ring rib indicator with the white body's rib indicator confirms final rotation is complete.



3

Snap the membrane pull tabs together and pull from connector.



4

Twist the blue lock ring clockwise until the final audible "CPC Click" is heard (90° from the initial starting point). Alignment of the long blue lock ring rib indicator with the white body's rib indicator confirms initial rotation is complete.

STEAM-THRU® SERIES CONNECTOR



Steam-Thru Connections allow a quick and easy sterile connection between stainless steel biopharmaceutical processing equipment and disposable bag and tube assemblies. The single-use design saves time and money by eliminating unnecessary cleaning procedures and reducing validation burden associated with reusable components.

FEATURES

Innovative three-port design

Patented valve design

Thumb latch/Tear-away sleeve

3/4" and 1-1/2" Terminations

ADCF-free materials

BENEFITS

Allows a true steam-through SIP process which eliminates "dead legs" and the need for laminar flow hoods

Allows sterile connection and disconnection and permits high media flow rate

Secures valve position, provides visual indicator of process stage

Easily connects to process equipment

Meet BSE/TSE requirements

Specifications ● ● ●

PRESSURE:

Steam position:

Up to 30 psi, 2.1 bar (Steam-Thru)

Up to 35 psi, 2.4 bar (Steam-Thru II)

Flow position: Vacuum to 20 psi, 1.4 bar

TEMPERATURE:

Steam position:

Up to 266°F (130°C) for 60 minutes (Steam-Thru)

Up to 275°F (135°C) for 60 minutes (Steam-Thru II)

Flow position: 39°F to 104°F (4°C to 40°C)

MATERIALS:

Connection: Polysulfone (amber tint), USP Class VI, ADCF

O-rings: Silicone (clear), platinum-cured, USP Class VI, ADCF

Tear-away sleeve: Polyethylene or polycarbonate (Steam-Thru only), USP Class VI

TYPICAL FLOW RATE:

$C_v = 4.2 - 4.6$ (Steam-Thru)

$C_v = 5.2 - 8.0$ (Steam-Thru II)

STERILIZATION:

Gamma: Up to 50 kGy irradiation

Autoclave: Up to 265°F (129°C) for 60 minutes, up to two cycles (applies only to part numbers STC1700500-STC1700800 and STC2020000-STC2021000)

SIP process:

Up to 266°F (130°C) for 60 minutes (Steam-Thru)

Up to 275°F (135°C) for 60 minutes (Steam-Thru II)

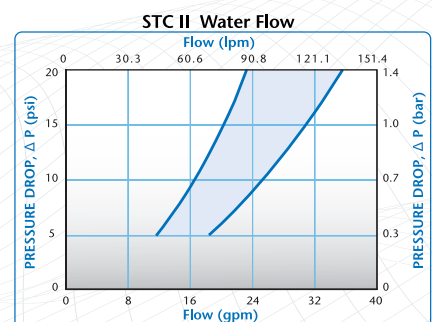
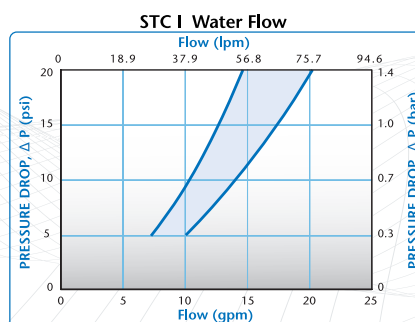
TERMINATION SIZES:

3/8" (9.5mm) to 1/2" (12.7mm) ID hose barb (Steam-Thru)

3/8" (9.5mm) to 1/2" (12.7mm) ID hose barb and 3/4" sanitary (Steam-Thru II)



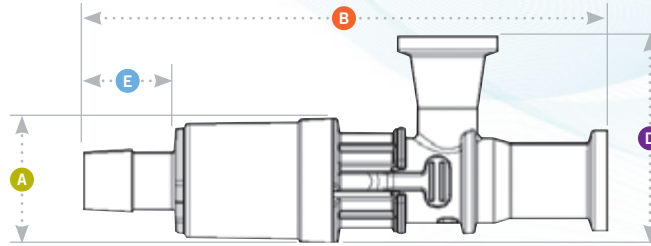
These graphs are intended to give you a general idea of the performance capabilities of each product line. The shaded area of the graph represents the operating range of the product family, i.e. upper and lower values are shown. Therefore, depending on the exact coupling configurations selected, you can reasonably expect values to fall within the shaded area.



STEAM-THRU SERIES DIMENSIONS

Steam-Thru® Configurations

Steam-Thru Connection's patented three-port design allows steam to pass directly through the lower ports to "steam on" to stainless equipment. After the SIP cycle is completed, the connector's valve is actuated, creating a sterile flow path to single-use systems.



- A = Diameter
- B = Total Length
- C = Actuated Length
- D = Height
- E = Hose Barb Length

Coupling Bodies • POLYSULFONE



**DESCRIPTION
WITH POLYETHYLENE
SLEEVE**

| PART NO. | TERMINATIONS | A | B | C | D | E |
|------------|----------------------------------|-------------|--------------|--------------|-------------|-------------|
| STC1700000 | 3/4" x 3/4" sanitary x 1/2" HB | 1.20 (30.5) | 5.09 (129.3) | 4.44 (112.8) | 2.00 (50.8) | 0.89 (22.6) |
| STC1700100 | 3/4" x 3/4" sanitary x 3/8" HB | 1.20 (30.5) | 4.80 (121.9) | 4.15 (105.4) | 2.00 (50.8) | 0.60 (15.2) |
| STC1700200 | 3/4" x 1-1/2" sanitary x 1/2" HB | 1.20 (30.5) | 5.09 (129.3) | 4.44 (112.8) | 2.00 (50.8) | 0.89 (22.6) |
| STC1700300 | 3/4" x 1-1/2" sanitary x 3/8" HB | 1.20 (30.5) | 4.80 (121.9) | 4.15 (105.4) | 2.00 (50.8) | 0.60 (15.2) |

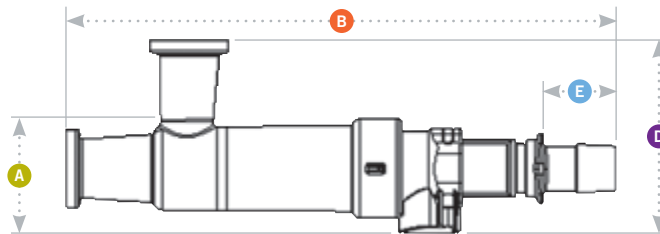


**DESCRIPTION
WITH
AUTOCCLAVABLE
POLYCARBONATE
SLEEVE**

| PART NO. | TERMINATIONS | A | B | C | D | E |
|------------|----------------------------------|-------------|--------------|--------------|-------------|-------------|
| STC1700500 | 3/4" x 3/4" sanitary x 1/2" HB | 1.20 (30.5) | 5.09 (129.3) | 4.44 (112.8) | 2.00 (50.8) | 0.89 (22.6) |
| STC1700600 | 3/4" x 3/4" sanitary x 3/8" HB | 1.20 (30.5) | 4.80 (121.9) | 4.15 (105.4) | 2.00 (50.8) | 0.60 (15.2) |
| STC1700700 | 3/4" x 1-1/2" sanitary x 1/2" HB | 1.20 (30.5) | 5.09 (129.3) | 4.44 (112.8) | 2.00 (50.8) | 0.89 (22.6) |
| STC1700800 | 3/4" x 1-1/2" sanitary x 3/8" HB | 1.20 (30.5) | 4.80 (121.9) | 4.15 (105.4) | 2.00 (50.8) | 0.60 (15.2) |

Steam-Thru II Configurations

Steam-Thru II Connections offer the flexibility of "steam on" and "steam off" functionality. The innovative design allows the valve to be returned to the steam position enabling a second SIP cycle following media transfer. The "steam off" disconnection of single-use systems minimizes cross-contamination risks associated with reusable components.



- A = Diameter
- B = Total Length
- C = Actuated Length
- D = Height
- E = Hose Barb Length

Coupling Bodies • POLYSULFONE



**DESCRIPTION
WITH
POLYCARBONATE
SLEEVE**

| PART NO. | TERMINATIONS | A | B | C | D | E |
|------------|--|-------------|--------------|--------------|-------------|------------|
| STC2020000 | 3/4" x 3/4" sanitary x 1/2" HB | 1.42 (36.1) | 6.84 (173.7) | 5.93 (150.6) | 2.40 (61.0) | .88 (22.4) |
| STC2020100 | 3/4" x 3/4" sanitary x 3/8" HB | 1.42 (36.1) | 6.76 (171.7) | 5.93 (150.6) | 2.40 (61.0) | .80 (20.3) |
| STC2020200 | 3/4" x 1-1/2" sanitary x 1/2" HB | 1.42 (36.1) | 6.84 (173.7) | 5.93 (150.6) | 2.40 (61.0) | .88 (22.4) |
| STC2020300 | 3/4" x 1-1/2" sanitary x 3/8" HB | 1.42 (36.1) | 6.76 (171.7) | 5.93 (150.6) | 2.40 (61.0) | .80 (20.3) |
| STC2020900 | 3/4" x 3/4" sanitary x 3/4" sanitary | 1.42 (36.1) | 6.60 (167.6) | 5.93 (150.6) | 2.40 (61.0) | .62 (15.7) |
| STC2021000 | 3/4" x 1-1/2" sanitary x 3/4" sanitary | 1.42 (36.1) | 6.60 (167.6) | 5.93 (150.6) | 2.40 (61.0) | .62 (15.7) |

All measurements are in inches (millimeters) unless otherwise noted. Tubing must meet stated inside and outside diameters.

ASEPTIQUIK® STC SERIES CONNECTOR



AseptiQuik® STC Connectors integrate the AseptiQuik® sterile connector and the Steam-Thru® II SIP connector, giving manufacturers even greater flexibility for hybrid stainless steel and single-use processing. The AseptiQuik STC connector combines either an AseptiQuik G or AseptiQuik C sterile connector with a Steam-Thru II connection that can be mounted directly to a stainless steel vessel via a sanitary termination. AseptiQuik STC connectors utilizing an AseptiQuik G sterile connector offer a genderless design, simplifying system integration at the aseptic connector end. AseptiQuik STC connectors utilizing an AseptiQuik C sterile connector allow system designers to incorporate a keyed female-to-male connection at the aseptic connector end.

The union of the two connectors into a single unit through a sanitary clamp allows an AseptiQuik sterile connection to be steamed on to stainless equipment via SIP. After the SIP cycle, a wide range of single-use systems can be connected. The SIP process can be done in advance allowing a quick and easy sterile connection to the AseptiQuik half without having to wait 30-60 minutes for SIP prior to harvest.

FEATURES

AseptiQuik design

Genderless design

Innovative three-port steam design

Robust construction

Patented steam valve design

Sanitary interface between the two connectors

CPC Click

Market availability

BENEFITS

Innovative three-step connection process reduces risk of operator error

Eases integration of single-use systems with universal mating between AseptiQuik G Connectors

Allows a true steam-through SIP process which eliminates "dead legs"

Repeatable and reliable performance with no additional hardware required

Allows sterile connection and disconnection to stainless equipment and permits a high media flow rate.

More secure connection than tubing with cable ties

Audible confirmation of assembly steps

Open access through multiple supply chain partners

Specifications ● ● ●

PRESSURE:

Steam position: Up to 35 psi, 2.4 bar

Flow position: Up to 20 psi, 1.4 bar

TEMPERATURE:

Steam position:

Up to 275°F (135°C) for 60 minutes

Flow position: 39°F to 104°F (4°C to 40°C)

STERILIZATION:

Gamma: Up to 50kGy irradiation

AutoClave: High Temp (HT) version:

Up to 266°F (130°C) for 30 minutes (AQSTC)

Up to 266°F (130°C) for 60 minutes (AQGSTC)

Note: A slight clockwise rotation of the clamp nut may be needed after autoclave.

MATERIALS:

Main Components:

AseptiQuik - Polycarbonate (white), USP Class VI, ADCF

Steam-Thru II - Polysulfone (amber tint), USP Class VI, ADCF

Seals: Silicone (clear), platinum-cured, USP Class VI, ADCF

Pull Tabs:

Polycarbonate (blue, standard version), USP Class VI, ADCF

Polycarbonate (white, HT version), USP Class VI, ADCF

Caps: Polypropylene (clear), USP Class VI, ADCF

Membrane:

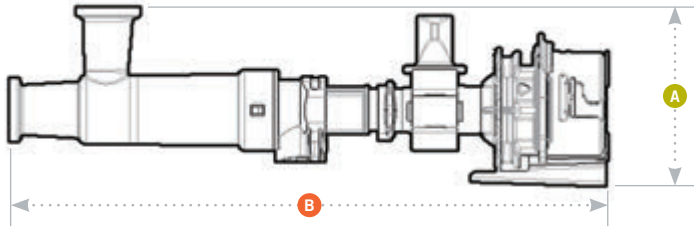
Polyethylene (standard version), USP Class VI, ADCF

Hydrophobic polyethersulfone (HT versions), USP Class VI, ADCF, PTFE strip sticker

Clamp: Nylon 66 (white), USP Class VI

Note: Mates with gendered and genderless AseptiQuik connectors.

ASEPTIQUIK® STC SERIES DIMENSIONS



- A** = Height/Diameter
- B** = Total Length
- C** = Actuated Length

Mates with gendered male and female AseptiQuik Series.

Coupling Bodies

- **POLYCARBONATE** with Blue Pull Tabs




TERMINATION
3/4" X 3/4" SANITARY STEAM-THRU II WITH ASEPTIQUIK BODY

| PART NO. | A | B | C |
|--------------|----------------|---------------|-----------------|
| AQSTC2330900 | 2.78 (70.6 mm) | 9.25 (235 mm) | 8.42 (213.9 mm) |

3/4" X 1-1/2" SANITARY STEAM-THRU II WITH ASEPTIQUIK BODY (PICTURED)

| | | | |
|--------------|----------------|---------------|-----------------|
| AQSTC2331000 | 2.78 (70.6 mm) | 9.25 (235 mm) | 8.42 (213.9 mm) |
|--------------|----------------|---------------|-----------------|

- **POLYCARBONATE** HT with White Pull Tabs



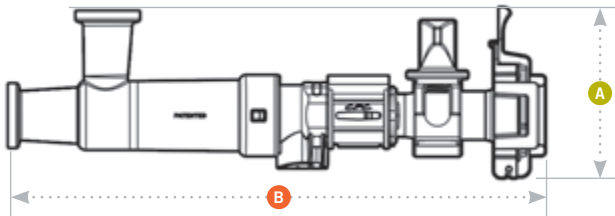
TERMINATION
3/4" X 3/4" SANITARY STEAM-THRU II WITH ASEPTIQUIK BODY (PICTURED)

| PART NO. | A | B | C |
|----------------|----------------|---------------|-----------------|
| AQSTC2330900HT | 2.78 (70.6 mm) | 9.25 (235 mm) | 8.42 (213.9 mm) |

3/4" X 1-1/2" SANITARY STEAM-THRU II WITH ASEPTIQUIK BODY

| | | | |
|----------------|----------------|---------------|-----------------|
| AQSTC2331000HT | 2.78 (70.6 mm) | 9.25 (235 mm) | 8.42 (213.9 mm) |
|----------------|----------------|---------------|-----------------|

ASEPTIQUIK® G STC SERIES DIMENSIONS



- A** = Height/Diameter
- B** = Total Length
- C** = Actuated Length

Mates with genderless AseptiQuik G Series.

Coupling Bodies

- **POLYCARBONATE** with Blue Pull Tabs




TERMINATION
3/4" X 3/4" SANITARY STEAM-THRU II WITH GENDERLESS ASEPTIQUIK G BODY

| PART NO. | A | B | C |
|---------------|------|------|------|
| AQGSTC2330900 | 3.05 | 8.26 | 7.36 |

3/4" X 1-1/2" SANITARY STEAM-THRU II WITH GENDERLESS ASEPTIQUIK G BODY

| | | | |
|---------------|------|------|------|
| AQGSTC2331000 | 3.05 | 8.26 | 7.36 |
|---------------|------|------|------|

- **POLYCARBONATE** HT with White Pull Tabs



TERMINATION
3/4" X 3/4" SANITARY STEAM-THRU II WITH GENDERLESS ASEPTIQUIK G BODY

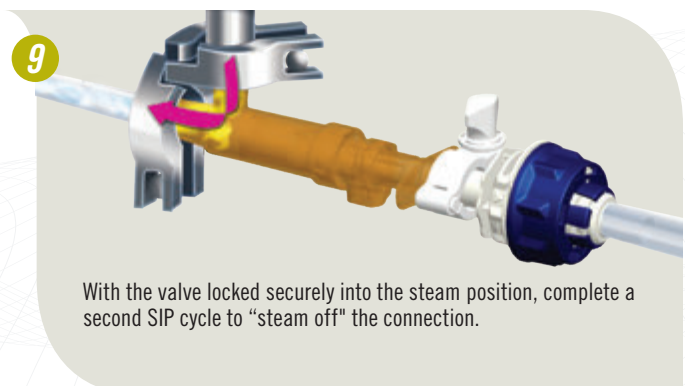
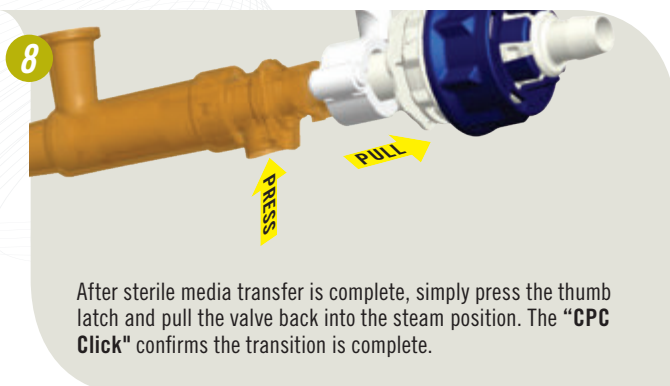
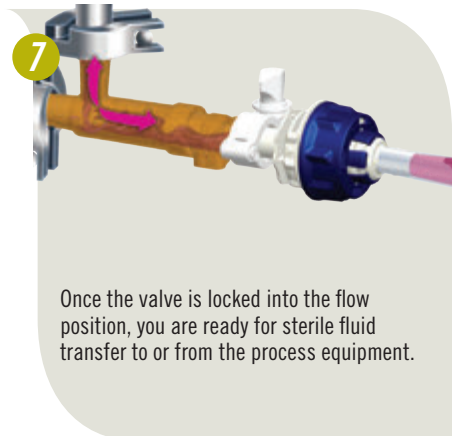


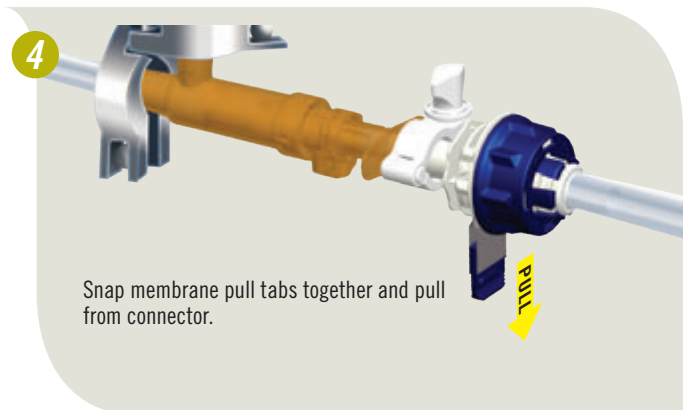
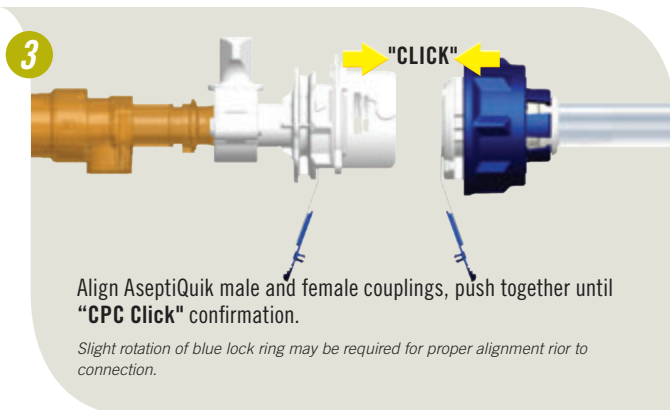


| PART NO. | A | B | C |
|-----------------|------|------|------|
| AQGSTC2330900HT | 3.05 | 8.26 | 7.36 |

3/4" X 1-1/2" SANITARY STEAM-THRU II WITH GENDERLESS ASEPTIQUIK G BODY

| | | | |
|-----------------|------|------|------|
| AQGSTC2331000HT | 3.05 | 8.26 | 7.36 |
|-----------------|------|------|------|


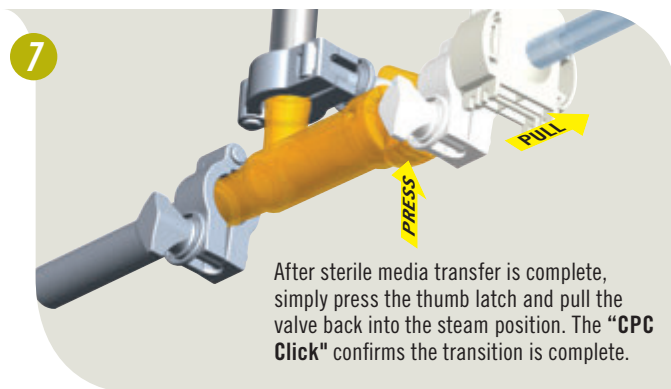
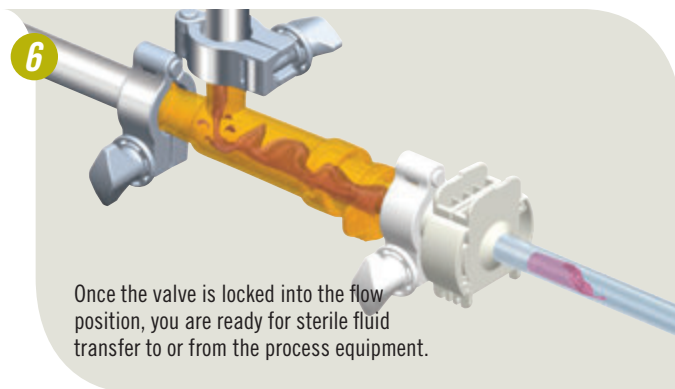
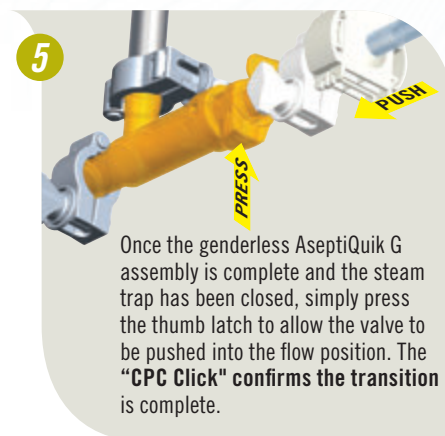
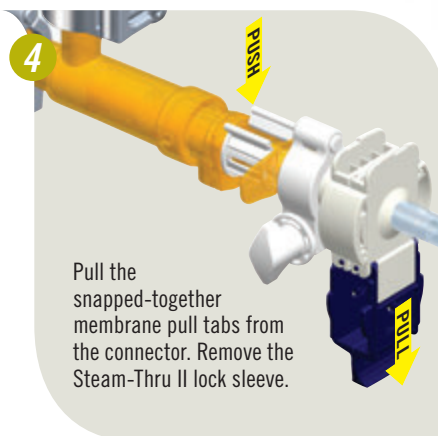
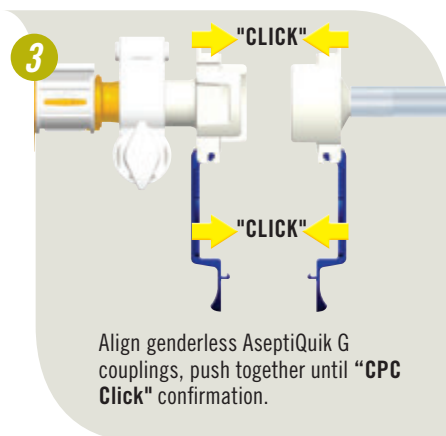
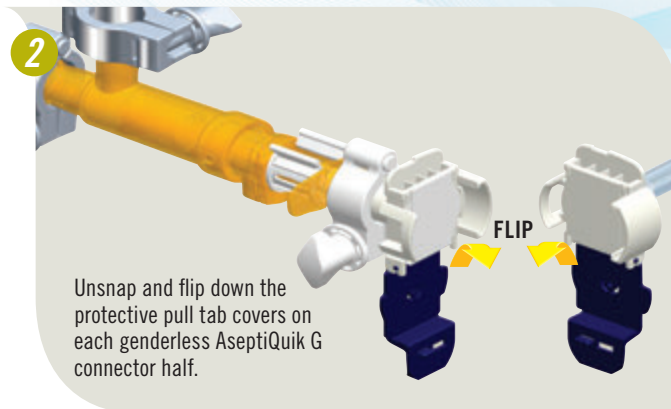
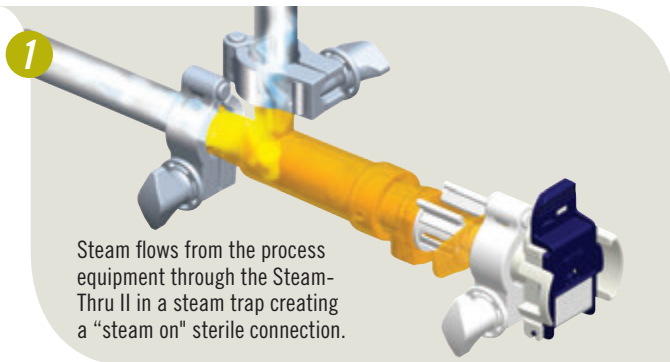
ASEPTIQUIK® STC SERIES ASSEMBLY PROCEDURE

CLICK-PULL-TWIST Assembly Procedure



ASEPTIQUIK® G STC SERIES ASSEMBLY PROCEDURE


FLIP-CLICK-PULL Assembly Procedure





CONNECTIONS for CHEMICAL HANDLING APPLICATIONS






CPC is the leading provider of quick disconnect couplings and fittings for chemical handling and chemical packaging. Used in a broad range of applications, innovative coupling and connection technologies from CPC allow flexible tubing to be quickly connected and disconnected. CPC makes people's lives better by developing innovative high quality products that make fluid handling safe and easy.

CPC's wide range of chemically resistant quick disconnect couplings and DrumQuik® closed chemical dispensing systems provide non-spill operation and improve employee and environmental safety in chemical management environments. Applications include water treatment, janitorial and sanitation, Diesel Exhaust Fluid (DEF) dispensing, semiconductor and pharmaceutical manufacturing as well as pump, filter and de-ionized water connections.

DrumQuik PRO systems create a closed transfer system for general chemicals. Rugged and cost-effective DrumQuik dispensing systems minimize chemical exposure and facilitate the delivery of chemicals from bulk transfer containers to end use applications. For high purity applications, DrumQuik PUR provides the assurance of chemical compatibility and cleanroom assembly for contamination prevention.

CQH/CQV SERIES CONNECTOR



The **CQH and CQV Series** are designed for high-purity use and feature all plastic construction. Molded, virgin materials and lubricant-free design enable use in the most demanding applications. Broad chemical compatibility and cleanroom manufacturing make them ideal for use in critical wet processes.

FEATURES

- 100% metal free
- High flow valve design
- Disconnect under pressure
- Polypropylene and PVDF

BENEFITS

- No risk of metal contaminants or corrosion
- High flow in a compact package
- Speeds servicing and reduces risk of injury
- Broad chemical compatibility

Specifications ● ● ●

CQH PRESSURE:

0 - 80 psig (0 - 5.5 bar)

CQH TEMPERATURE:

32°F to 225°F (0°C to 107°C)

CQH MATERIALS:

Main components: Natural, virgin polypropylene
Valve o-rings: FKM (black)
External insert o-ring: Simriz® FFKM perfluoro black)
Valve (wetted) and thumb latch spring: PEEK®
Flare nuts: PVDF
Lubricants: None used

CQV PRESSURE:

0 - 80 psig (0 - 5.5 bar)

CQV TEMPERATURE:

0°F to 225°F (-18°C to 107°C)

CQV MATERIALS:

Main components: Natural, virgin PVDF
Valve o-rings: Chemraz FFKM perfluoro (white)
External insert o-ring: Chemraz FFKM perfluoro (white)
Valve (wetted) and thumb latch spring: PEEK
Flare nuts: PVDF
Lubricants: None used

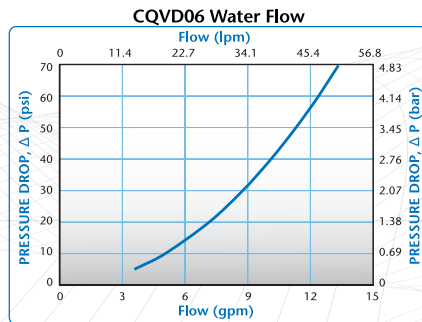
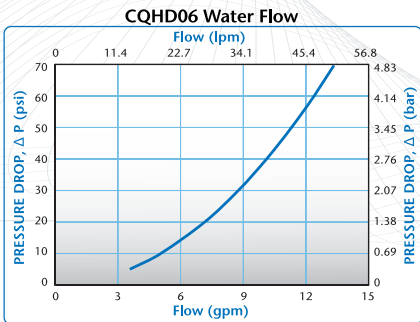
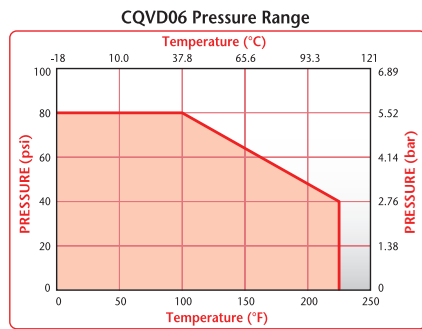
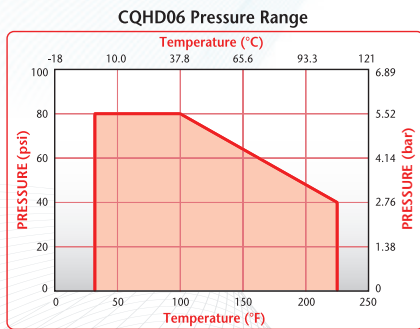
SPILLAGE/AIR INCLUSION:

~1.5 cc (ml)/disconnect (reconnect)

TUBING SIZES:

1/4" to 1/2" flare; 3/8" to 3/4" NPT

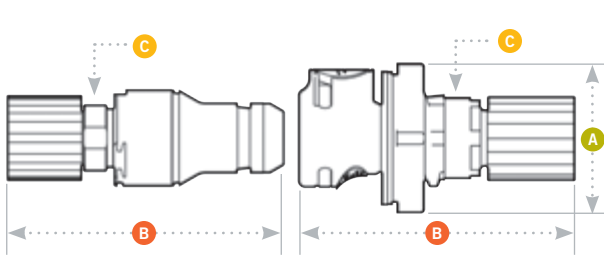
NOTE: CQH & CQV are also available with optional PPS springs and Chemraz FFKM or EPDM seals.



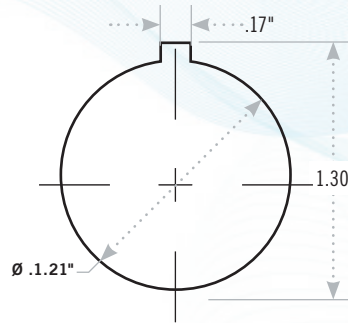
These graphs are intended to give you a general idea of the performance capabilities of each product line. The shaded area of each graph represents the operating range of the product family, i.e., upper and lower values are shown. Therefore, depending on the exact coupling configurations selected, you can reasonably expect values to fall within the shaded area.

See page 141 for ChemQuik Dual Containment Nut options.

CQH/CQV SERIES CONNECTOR DIMENSIONS



- A** = Height/Diameter
- B** = Total Length (including valve)
- C** = Hex Size on Main Component



Gasket Thickness: .06"
 Mounting Hole: 1.21" diameter
 Coupling Spacing: 1.92" minimum
 Panel Thickness: .25"

| | PANEL OPENING | PANEL THICKNESS MAX.-MIN. |
|-----------------|---------------|---------------------------|
| COUPLING BODIES | see drawing | .25 - .03 |

CQH Coupling Bodies • POLYPROPLYENE

| TERMINATION | TUBING/THREAD SIZE | TERMINATION TYPE | SHUTOFF | A | B | C |
|-------------|--------------------|-------------------|--------------|------|------|------|
| IN-LINE | 1/4" OD | Flare compression | CQHD06100104 | 1.44 | 3.32 | |
| | 3/8" OD | Flare compression | CQHD06100106 | 1.44 | 3.38 | |
| | 1/2" OD | Flare compression | CQHD06100108 | 1.44 | 3.38 | |
| | 3/8" Taper | Male NPT | CQHD06100206 | 1.44 | 2.73 | 1.00 |
| PANEL MOUNT | 1/4" OD | Flare compression | CQHD06110104 | 1.82 | 3.32 | |
| | 3/8" OD | Flare compression | CQHD06110106 | 1.82 | 3.38 | |
| | 1/2" OD | Flare compression | CQHD06110108 | 1.82 | 3.37 | |
| | 3/8" Taper | Male NPT | CQHD06110206 | 1.82 | 2.73 | 1.00 |

CQH Coupling Inserts • POLYPROPLYENE

| TERMINATION | TUBING/THREAD SIZE | TERMINATION TYPE | SHUTOFF | A | B | C |
|-------------|--------------------|-------------------|--------------|------|------|------|
| IN-LINE | 1/4" OD | Flare compression | CQHD06200104 | 1.00 | 2.49 | |
| | 3/8" OD | Flare compression | CQHD06200106 | 1.00 | 2.55 | |
| | 1/2" OD | Flare compression | CQHD06200108 | 1.00 | 2.56 | |
| | 3/8" Taper | Male NPT | CQHD06200206 | 1.16 | 1.90 | 1.00 |
| | 3/4" Taper | Male NPT | CQHD06200212 | 1.16 | 2.26 | 1.00 |

CQV Coupling Bodies • PVDF


| TERMINATION | TUBING/THREAD SIZE | TERMINATION TYPE | SHUTOFF | A | B | C |
|-------------|--------------------|-------------------|--------------|------|------|------|
| IN-LINE | 1/4" OD | Flare compression | CQVD06100104 | 1.44 | 3.31 | |
| | 3/8" OD | Flare compression | CQVD06100106 | 1.44 | 3.38 | |
| | 1/2" OD | Flare compression | CQVD06100108 | 1.44 | 3.37 | |
| | 3/8" Taper | Male NPT | CQVD06100206 | 1.44 | 2.70 | 1.00 |
| PANEL MOUNT | 1/4" OD | Flare compression | CQVD06110104 | 1.82 | 3.24 | |
| | 3/8" OD | Flare compression | CQVD06110106 | 1.82 | 3.38 | |
| | 1/2" OD | Flare compression | CQVD06110108 | 1.82 | 3.37 | |
| | 3/8" Taper | Male NPT | CQVD06110206 | 1.82 | 2.70 | 1.00 |

CQV Coupling Inserts • PVDF

| TERMINATION | TUBING/THREAD SIZE | TERMINATION TYPE | SHUTOFF | A | B | C |
|-------------|--------------------|-------------------|--------------|------|------|------|
| IN-LINE | 1/4" OD | Flare compression | CQVD06200104 | 1.00 | 2.41 | |
| | 3/8" OD | Flare compression | CQVD06200106 | 1.00 | 2.57 | |
| | 1/2" OD | Flare compression | CQVD06200108 | 1.00 | 2.57 | |
| | 3/8" Taper | Male NPT | CQVD06200206 | 1.16 | 1.89 | 1.00 |

All measurements are in inches (millimeters) unless otherwise noted. Tubing must meet stated inside and outside diameters.

CQG SERIES CONNECTOR



The CQG06 Series high purity couplings feature our patented pressure-balanced, non-spill design. Molded virgin polypropylene and a 100% springless flow path provide broad chemical resistance and exceptionally high flow capacity, allowing instant disconnects (and reconnects), even under pressure.

Specifications ● ● ●

PRESSURE:

0 - 80 psig (0 - 5.5 bar)

TEMPERATURE:

32°F to 150°F (0°C to 66°C)

MATERIALS:

Main components:

Natural, virgin polypropylene

Seals: FKM (Simriz® FFKM optional)

Springs (non-wetted): Hastelloy® C

Flare nuts: PVDF

Lubricants: None used

Dual Containment Nut and Panel Mount Fitting:

Virgin, natural polypropylene

Flare nuts: PVDF

Panel nuts: HDPE

Panel mount o-rings: FKM

SPILLAGE/AIR INCLUSION:

<0.1 cc (ml)/disconnect (reconnect)

PANEL MOUNT: Optional adapter kit

TUBING SIZES:

3/8" to 3/4" flare; 3/8" to 3/4" NPT

WARNING: Pressure, temperature, chemicals, and operating environment can affect the performance of couplings. It is the customer's responsibility to test the suitability of CPC's products in their own application conditions.

FEATURES

Non-spill design

Pressure-balanced

Springless flow path design

BENEFITS

Ultimate protection from chemicals and fumes

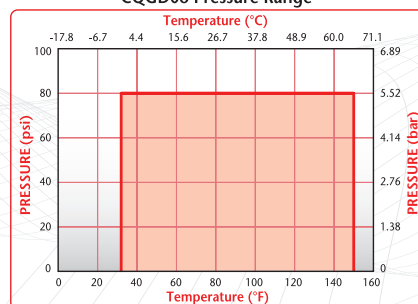
Failsafe disconnect, even under pressure; easy to reconnect at high pressure

Eliminates source of metallic contaminants

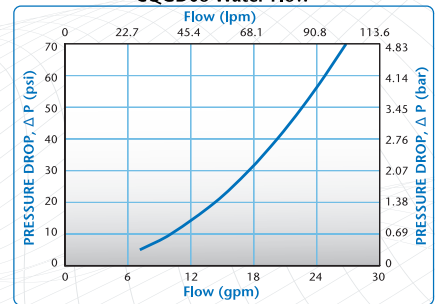


These graphs are intended to give you a general idea of the performance capabilities of each product line. The shaded area of each graph represents the operating range of the product family, i.e., upper and lower values are shown. Therefore, depending on the exact coupling configurations selected, you can reasonably expect values to fall within the shaded area.

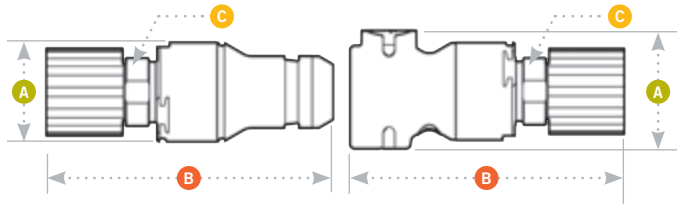
CQGD06 Pressure Range



CQGD06 Water Flow

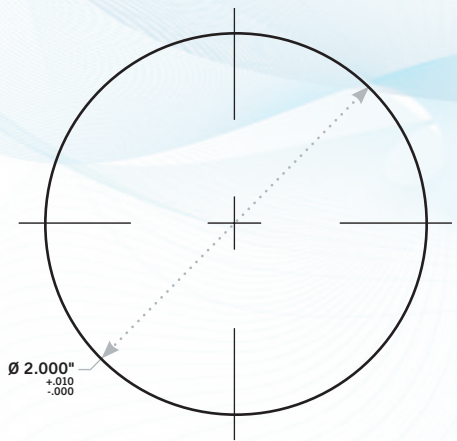


CQG SERIES CONNECTOR DIMENSIONS



- A** = Height/Diameter
- B** = Total Length (including valve)
- C** = Hex Size on Main Component

| | PANEL OPENING | PANEL THICKNESS MAX.-MIN. |
|---------------------------------------|---------------|------------------------------|
| COUPLING BODIES OR INSERTS | see drawing | .50 - .12 |



Coupling Bodies • POLYPROPYLENE

| TERMINATION IN-LINE | TUBING/THREAD SIZE | TERMINATION TYPE | SHUTOFF | A | B | C |
|------------------------|--------------------|-------------------|--------------|------|------|------|
| | 3/8" OD | Flare compression | CQGD06100106 | 1.96 | 4.21 | |
| | 1/2" OD | Flare compression | CQGD06100108 | 1.96 | 4.42 | |
| | 3/4" OD | Flare compression | CQGD06100112 | 1.96 | 4.49 | |
| | 1/2" Taper | Male NPT | CQGD06100208 | 1.96 | 3.81 | 1.00 |

Coupling Inserts • POLYPROPYLENE

| TERMINATION IN-LINE | TUBING/THREAD SIZE | TERMINATION TYPE | SHUTOFF | A | B | C |
|------------------------|--------------------|-------------------|---------------|------|------|------|
| | 3/8" OD | Flare compression | CQGD06200106 | 1.62 | 4.35 | |
| | 1/2" OD | Flare compression | CQGD06200108 | 1.62 | 4.45 | |
| | 3/4" OD | Flare compression | CQGD06200112 | 1.62 | 4.63 | |
| | 3/8" Taper | Male NPT | CQGD06200206± | 1.62 | 3.81 | 1.00 |
| | 1/2" Taper | Male NPT | CQGD06200208 | 1.62 | 3.95 | 1.00 |
| | 3/4" Taper | Male NPT | CQGD06200212± | 1.62 | 4.15 | 1.00 |

Panel Mount Adaptor • POLYETHYLENE

| DESCRIPTION | PART NO. |
|--|--------------|
| Panel mount adapter kit (fits both bodies & inserts) | CQG06PMKIT01 |

All measurements are in inches (millimeters) unless otherwise noted. Tubing must meet stated inside and outside diameters.

ChemQuik® Dual Containment Flare Nuts • POLYPROPYLENE



The ChemQuik® Dual Containment System is an easy way to "double contain" critical chemical lines, protecting plant and personnel in case a primary process line ruptures or "sweats". The system provides a protective secondary line to catch any fluid and routes it to a safe location.

These fittings work with any ChemQuik coupling with fine thread flare terminations or a common flare style fitting. In addition, the panel mount version can be mounted into a pump cabinet or other panel mount connection point. The primary line can then be routed from the coupling directly to a pump, connected to a ChemQuik coupling at the panel mount fitting.

The "weep port" serves to vent the area between the primary and secondary lines so that pressure cannot build up in case of a primary line rupture. The leaking fluid can then be routed to a containment vessel or to a leak detector.

| FLARE NUT | DESCRIPTION | FLARE FITTING | DESCRIPTION |
|-------------|--|---------------|--|
| CQDCNUT0408 | Dual containment nut, 1/4" OD process line x 1/2" OD secondary containment line. | CQPMDCNUT0408 | Panel mount dual containment nut, 1/4" OD Process line x 1/2" OD secondary containment line. |
| CQDCNUT0612 | Dual containment nut, 3/8" OD process line x 3/4" OD secondary containment line. | CQPMDCNUT0612 | Panel mount dual containment nut, 3/8" OD Process line x 3/4" OD secondary containment line. |
| CQDCNUT0812 | Dual containment nut, 1/2" OD process line x 3/4" OD secondary containment line. | CQPMDCNUT0812 | Panel mount dual containment nut, 1/2" OD Process line x 3/4" OD secondary containment line. |
| CQDCNUT1216 | Dual containment nut, 3/4" OD process line x 1" OD secondary containment line. | CQPMDCNUT1216 | Panel mount dual containment nut, 3/4" OD Process line x 1" OD secondary containment line. |

DRUMQUIK PRO / DRUMQUIK PUR



DrumQuik Dispensing Systems for Safer Chemical Management

Whether you're dispensing edible oils, condiments, detergents, specialty automotive fluids, or industrial chemicals, acids, caustics or solvents, DrumQuik PRO and the high purity DrumQuik PUR can make your process cleaner, faster, safer and smarter.

- Provide the critical connection between your chemical container and the end use process
- Create a closed transfer system to protect workers and keep a cleaner work environment

DrumQuik solutions are available for a variety of container types providing interchangeable, reusable connections for:

- Plastic or steel drums
- Chemical packs
- IBCs or totes

Note: For high purity applications DrumQuik PUR provides the assurance of compatibility with chemicals used in semiconductor and flat panel production, pharmaceutical and photovoltaic or solar cell manufacturing.

DrumQuik® PRO and DrumQuik PUR dispensing systems are used with common pumps to create a closed transfer system for both general and high purity chemicals. These easy-to-use products meet the strict safety requirements of chemical handling applications as well as the demands of harsh operating environments. DrumQuik dispensing systems minimize chemical exposure and facilitate the delivery of chemicals from bulk transfer containers to end use applications.

For general chemical dispensing, DrumQuik PRO offers a rugged and cost-effective solution. DrumQuik PUR is a 100% metal-free, cleanroom packaged, PVDF product designed specifically for applications demanding the highest level of purity. All materials are compliant with FDA standards for food and consumables applications.

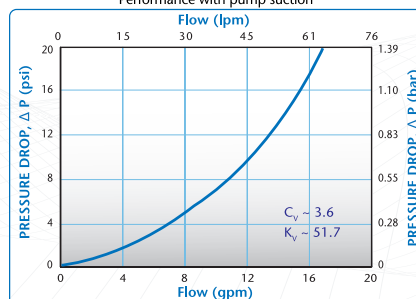
The DrumQuik PRO dispensing system has been UN/DOT certified with many common drums and IBCs for use with hazardous chemicals per 49 CFR 173 and German BAM 11027.

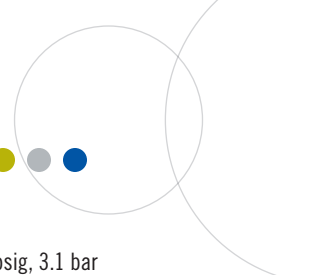
Made from virgin materials compliant with FDA and ROHS standards.



This graph characterizes the flow of the DrumQuik PRO with the coupler vent port open to the atmosphere and a pump drawing liquid out.

DrumQuik PRO & DrumQuik PUR Water Flow
Performance with pump suction





Specifications ● ● ●

PRESSURE:

Uncoupled: Vacuum to 45 psig, 3.1 bar
Coupled: Vacuum to drum rating

TEMPERATURE:

Drum insert: -20°F to 120°F (-20°C to 49°C)
Coupler: HDPE, 32°F to 120°F (0°C to 49°C)
 PVDF, 0°F to 120°F (-18°C to 49°C)

MATERIALS:

Drum insert & dip-tube:
 Virgin polyethylene (HDPE)

Shipping plug:
 Virgin polyethylene (HDPE)

Coupler:
 Virgin polypropylene (DrumQuik PRO)
 Virgin PVDF (DrumQuik PUR)

Spring (coupler only):
 316 stainless steel, Hastelloy® C, virgin PEEK
 UHP, PPS or PTFE encapsulated 316 stainless steel (TESS)

Seals:
Coupler seals: EPDM, FKM, Simriz® UHP
 FFKM Perfluoroelastomer

Bung seal: Polyolefin, EPDM, FKM

Shipping plug seal: EPDM, FKM

Torque specifications:
 2" Buttress - 20ft-lbs (27 N-m)
 BCS 56x4 - 20ft-lbs (27 N-m)
 BCS 70mm - 22ft-lbs (30 N-m)
 2" NPS (plastic drum) - 20ft-lbs (27 N-m)
 2" NPS (steel drum) - 15ft-lbs (20 N-m)
 Shipping plug - 15inch-lbs (1.7 N-m)

NOTE: The torque specifications listed above are general recommendations which may need to be adjusted + or - depending on specific application.



DrumQuik® PRO and DrumQuik PUR are changing the world of chemical management with their unique closed-system design. Innovative DrumQuik systems help companies reduce costs, increase worker safety and protect the environment. From basic chemical handling to specialty high purity and pharmaceutical applications, DrumQuik dispensing systems make chemical management cleaner, faster, safer and smarter.

DrumQuik PRO

FEATURES

Quick connect/disconnect

Automatic shutoff valve

Disposable drum insert

Ported vent system for vapor management

Multiple standard thread sizes

BENEFITS

Allows faster drum change-outs

Stops flow when disconnected

Reduces messy handling and chemical exposure

Allows make-up air into drum or connection of blanket gas (N₂, CO₂)

Can be used with many common steel and plastic containers

DrumQuik PUR

FEATURES

Quick connect/disconnect

All plastic construction

Automatic shutoff valve

Cleanroom manufactured

Disposable drum insert

BENEFITS

Allows faster drum change-outs

No metallic corrosion/contamination

Stops flow when disconnected

Assures high level of purity

Minimizes chemical exposure & contamination

Couplers • POLYPROPYLENE

| DRUMQUIK PRO | PART NUMBER | DESCRIPTION |
|--------------|----------------|---|
| | DQPRO120312 | 3/4" Hose barb (EPDM seals, 316 SST spring) |
| | DQPRO120208 | 1/2" Male NPT (EPDM seals, 316 SST spring) |
| | DQPRO120208202 | 1/2" Male NPT (FKM seals, 316 SST spring) |
| | DQPRO120208206 | 1/2" Male NPT (EPDM seals, Hastelloy C spring) |
| | DQPRO120208207 | 1/2" Male NPT (FKM seals, Hastelloy C spring) |
| | DQPRO120712 | 3/4" Male BSPP (EPDM seals, 316 SST spring) |
| | DQPRO120712202 | 3/4" Male BSPP (FKM seals, 316 SST spring) |
| | DQPRO120712206 | 3/4" Male BSPP (EPDM seals, Hastelloy C spring) |
| | DQPRO120712207 | 3/4" Male BSPP (FKM seals, Hastelloy C spring) |

Couplers • PVDF (3/4" FLARE TERMINATION)

| DRUMQUIK PUR | PART NUMBER | DESCRIPTION |
|--------------|----------------|--|
| | DQPUR120112 | FKM liquid contact seals, FKM vent seal, PEEK plastic spring |
| | DQPUR120112203 | Simriz® FFKM liquid contact seals, FKM vent seal, PEEK plastic spring |
| | DQPUR120112208 | FKM liquid contact seals, FKM vent seal, PPS plastic spring |
| | DQPUR120112209 | Simriz FFKM liquid contact seals, FKM vent seal, PPS plastic spring |
| | DQPUR120112210 | FKM liquid contact seals, FKM vent seal, PTFE encapsulated 316 stainless steel (TESS) spring |
| | DQPUR120112211 | Simriz FFKM liquid contact seals, FKM vent seal, PTFE encapsulated 316 stainless steel (TESS) spring |

Drum Inserts • POLYETHYLENE (HDPE)

| DRUMQUIK PRO & DRUMQUIK PUR | PART NUMBER | DESCRIPTION |
|-----------------------------|-------------------|--|
| | DQPRO20BCS70 | 70mm thread, EPDM seals (70x6 and 70x5 plastic drums) |
| | DQPRO20BCS70202 | 70mm thread, FKM seals (70x6 and 70x5 plastic drums) |
| | DQPRO202BUT | 2" American buttress thread, EPDM seals (No. Am. Plastic drums) |
| | DQPRO202BUT202 | 2" American buttress thread, FKM seals (No. Am. Plastic drums) |
| | DQPRO2056X4 | BCS 56x4 thread, EPDM seals (European plastic drums) |
| | DQPRO2056X4202 | BCS 56x4 thread, FKM seals (European plastic drums) |
| | DQPRO20G2NPSST | 2" NPS (ISO G2) thread, EPDM seals (steel drums and IBC caps) |
| | DQPRO20G2NPSST202 | 2" NPS (ISO G2) thread, FKM seals (steel drums and IBC caps) |
| | DQPRO20G2NPSPL | 2" NPS (ISO G2) thread, EPDM flat bung seal (plastic drums and IBC caps) |
| | DQPRO20G2NPSPL202 | 2" NPS (ISO G2) thread, FKM flat bung seal (plastic drums and IBC caps) |
| | DQPUR202BUT | 2" American buttress thread, Polyolefin (POE) bung seal, EPDM shipping plug seal |
| | DQPUR202BUT202 | 2" American buttress thread, Polyolefin (POE) bung seal, FKM shipping plug seal |

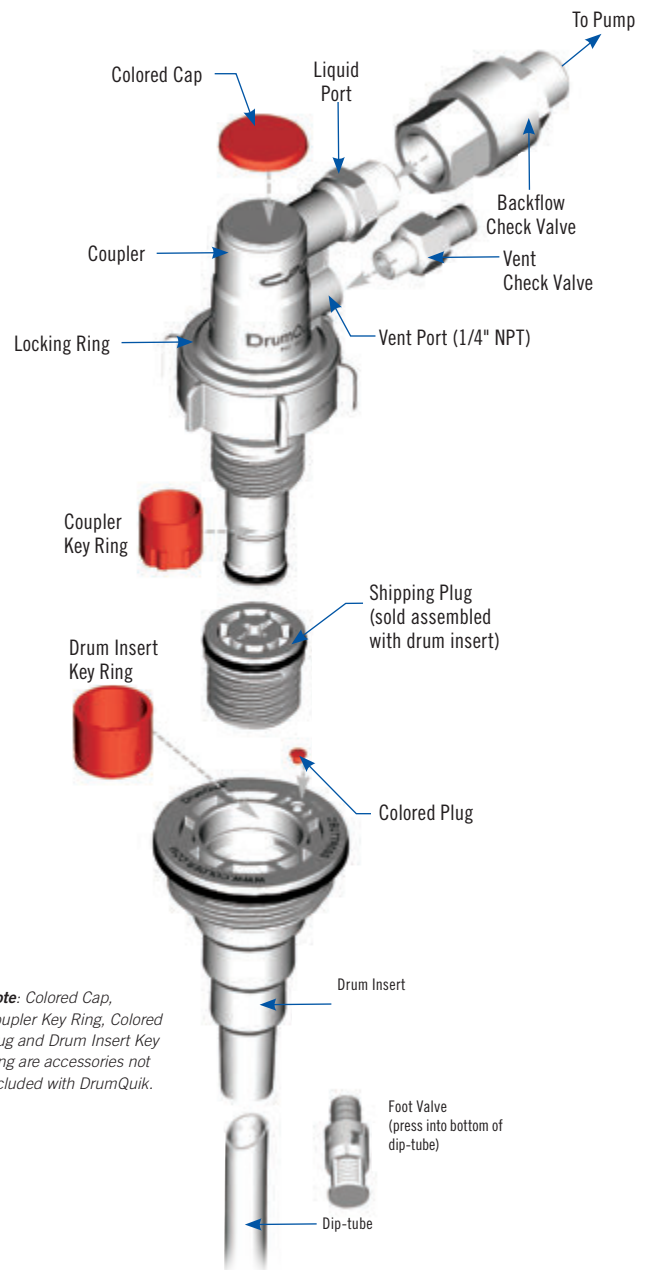
Dip-Tubes • POLYETHYLENE (HDPE)

| DRUMQUIK PRO & PUR | PART NUMBER | DESCRIPTION |
|--------------------|-------------|---|
| | DQPRODT0410 | 13.0" (330mm) long for 5 gal/25L jerry cans |
| | DQPRODT0985 | 35.5" (905mm) long for 55 gal/200L drums |
| | DQPRODT1070 | 39.0" (990mm) long for 275 gal/1040L IBCs |
| | DQPRODT1274 | 47.0" (1194mm) long for 330 gal/1250L IBCs |
| | DQPURDT0410 | 13.0" (330mm) long for 5 gal/25L jerry cans |
| | DQPURDT0985 | 35.5" (905mm) long for 55 gal/200L drums |
| | DQPURDT1070 | 39.0" (990mm) long for 275 gal/1040L IBCs |
| | DQPURDT1274 | 47.0" (1194mm) long for 330 gal/1250L IBCs |

Assembled Drum Inserts & Dip-Tubes

| DRUMQUIK PUR | PART NUMBER | DESCRIPTION |
|--------------|---------------|--|
| | DQPUR2BUT0410 | Drum insert assembly, NAMPAC square jerry can, 20L, 330mm long (from sealing surface) |
| | DQPUR2BUT0985 | Drum insert assembly with universal dip-tube (drum), 905mm long (from sealing surface) |
| | DQPUR2BUT1070 | Drum insert assembly with universal dip-tube (drum), 990mm long (from sealing surface) |
| | DQPUR2BUT1274 | Drum insert assembly with universal dip-tube (IBC), 1194mm long (from sealing surface) |

DrumQuik® PRO & PUR Dispensing Connector System



VAPOR MANAGEMENT OPTIONS:

- 1. OPEN:** Vent port left open to atmosphere
- 2. REMOTE:** Vent port routed to fume hood, scrubber or vapor recovery system
- 3. CHECKED:** Connect vent check valve to allow make-up air in without allowing fumes to escape
- 4. BLANKET GAS:** Connect a CPC quick disconnect coupling for blanket gas (N₂, CO₂)
- 5. FILTERED:** Connect vent filter

DRUMQUIK PRO / DRUMQUIK PUR ACCESSORIES

Color Coding and Keying Options

• COLORED KEY KITS FOR PHYSICAL CODING: POLYETHYLENE

| DQPRO PART NUMBER | DQPUR PART NUMBER | DESCRIPTION |
|---|-------------------|---|
| DQPROKEYCPGRY00 | DQPURKEYCPGRY00 | Key kit for coupler, gray |
| DQPROKEYCPRED01 | DQPURKEYCPRED01 | Key kit for coupler, red |
| DQPROKEYCPYEL02 | DQPURKEYCPYEL02 | Key kit for coupler, yellow |
| DQPROKEYCPGRN03 | DQPURKEYCPGRN03 | Key kit for coupler, green |
| DQPROKEYCPBRN04 | DQPURKEYCPBRN04 | Key kit for coupler, brown |
| DQPROKEYCPBLU05 | DQPURKEYCPBLU05 | Key kit for coupler, blue |
| DQPROKEYCPBLK99 | DQPURKEYCPBLK99 | Key kit for coupler, black |
| DQPROKEYCPCOMBO | DQPURKEYCPCOMBO | One of every coupler key ring and cap |
| <i>Key kits for coupler include coupler key ring and cap.</i> | | |
| DQPROKEYDIRED01 | DQPURKEYDIRED01 | Key kit for drum insert, red |
| DQPROKEYDIYEL02 | DQPURKEYDIYEL02 | Key kit for drum insert, yellow |
| DQPROKEYDIGRN03 | DQPURKEYDIGRN03 | key kit for drum insert, green |
| DQPROKEYDIBRN04 | DQPURKEYDIBRN04 | Key kit for drum insert, brown |
| DQPROKEYDIBLU05 | DQPURKEYDIBLU05 | Key kit for drum insert, blue |
| DQPROKEYDIBLK99 | DQPURKEYDIBLK99 | Key kit for drum insert, black |
| DQPROKEYDICOMBO | DQPURKEYDICOMBO | One of every drum insert key ring and button plug |
| <i>Key kits for drum insert include drum insert key ring and button plug.</i> | | |

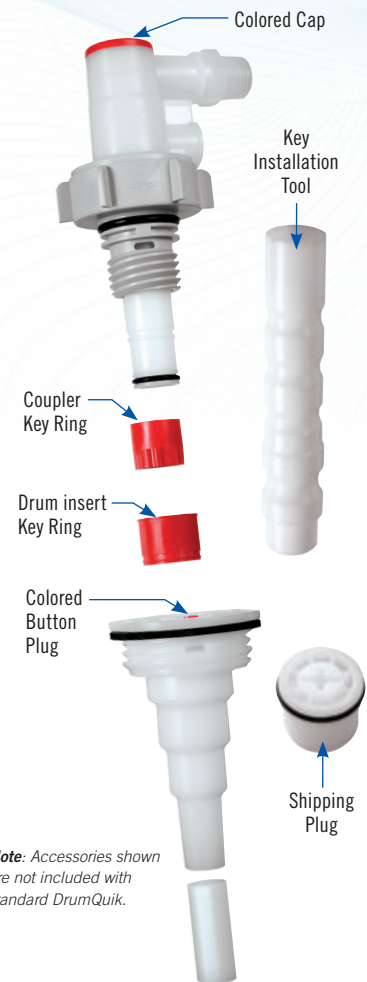
Color Coded Parts

• COLORED CAPS & BUTTON PLUGS FOR VISUAL CODING: POLYETHYLENE

| PART NUMBER | DESCRIPTION |
|----------------|---|
| DQPROCAPGRY00 | Colored cap for coupler, gray |
| DQPROCAPRED01 | Colored cap for coupler, red |
| DQPROCAPYEL02 | Colored cap for coupler, yellow |
| DQPROCAPGRN03 | Colored cap for coupler, green |
| DQPROCAPBRN04 | Colored cap for coupler, brown |
| DQPROCAPBLU05 | Colored cap for coupler, blue |
| DQPROCAPBLK99 | Colored cap for coupler, black |
| DQPROCAPCOMBO | One each of every color cap |
| DQPROPLUGGRY00 | Colored button plug for drum insert, gray |
| DQPROPLUGRED01 | Colored button plug for drum insert, red |
| DQPROPLUGYEL02 | Colored button plug for drum insert, yellow |
| DQPROPLUGGRN03 | Colored button plug for drum insert, green |
| DQPROPLUGBRN04 | Colored button plug for drum insert, brown |
| DQPROPLUGBLU05 | Colored button plug for drum insert, blue |
| DQPROPLUGBLK99 | Colored button plug for drum insert, black |
| DQPROPLUGCOMBO | One each of every color plug |

Note: Colored caps and button plugs can be used with both DrumQuik PRO and DrumQuik PUR.

DrumQuik® PRO & PUR Key Kits



Note: Accessories shown are not included with standard DrumQuik.

Color Coding



DRUMQUIK PRO / DRUMQUIK PUR ACCESSORIES

Tools



1 Fully press dip-tube into drum insert socket.



2 Place the drum insert assembly in drum.



3 Turn shipping plug counterclockwise to remove. (Use a large, flat blade or #4 Phillips screwdriver.)



4 Insert coupler into drum insert assembly.



5 Turn the coupler locking ring clockwise until stop is reached (approximately 2 full turns); valve is opened during this process.

| PART NUMBER | DESCRIPTION |
|-------------|---|
| 2408900 | Torque socket tool (blue, glass-filled nylon) |
| 2479100 | Bung wrench (aluminum) |
| 2375600 | Key installation tool for key kits (Shipping plug may also be used to install keys) |
| DQPURFT08 | Flaring Tool, 1/2" tubing |
| DQPURFT12 | Flaring Tool, 3/4" tubing |

Sample Kits (Includes one coupler, one insert and one dip-tube)

| PART NUMBER | DESCRIPTION |
|-------------------|---|
| DQPRONASAMP | 2" Buttress drum insert, 905mm dip-tube, 1/2 NPT coupler (EPDM O-rings, 316 SST spring in coupler) |
| DQPRONASAMP207 | 2" Buttress drum insert, 905mm dip-tube, 1/2 NPT coupler (FKM seals & Hastelloy® C spring in coupler) |
| DQPROEUSAMP | BSC 56x4 drum insert, 905mm dip-tube, 3/4 BSPP coupler (EPDM seals, 316 SST spring in coupler) |
| DQPROEUSAMP207 | BSC 56x4 drum insert, 905mm dip-tube, 3/4 BSPP coupler (FKM seals & Hastelloy® C spring in coupler) |
| DQPRONPSSTSAMP | 2" NPS (ISO G2) drum insert, 905mm dip-tube, 1/2 NPT coupler (EPDM Bung O-rings, 316 SST spring in coupler) |
| DQPRONPSSTSAMP207 | 2" NPS (ISO G2) drum insert, 905mm dip-tube, 1/2 NPT coupler (FKM seals & Hastelloy® C spring in coupler) |
| DQPRONPSLSAMP | 2" NPS (ISO G2) drum insert, 905mm dip-tube, 1/2 NPT coupler (EPDM Flat Gasket, 316 SST Spring) |
| DQPRONPSLSAMP207 | 2" NPS (ISO G2) drum insert, 905mm dip-tube, 1/2 NPT coupler (FKM seals & Hastelloy® C spring in coupler) |
| DQPURSAMP202 | Kit includes 1 Coupler (DQPUR 12 0112 (PEEK® & FKM) & 1 assembled Dip-tube (DQPUR 2BUT 0985 202) |
| DQPURSAMP209 | Kit includes 1 Coupler (DQPUR 12 0112 209 (PPS & Simriz®) & 1 Dip-tube assy. (DQPUR 2BUT 0985 202) |

Shipping Plugs

| PART NUMBER | DESCRIPTION |
|------------------|---|
| DQPROPUMPAD | Internal 3/4 NPT Thread pump adaptor shipping plug (HDPE, EPDM) |
| DQPROPUMPAD202 | Internal 3/4 NPT Thread pump adaptor shipping plug (HDPE, FKM) |
| DQPRPUMPAD202 | Extended shipping plug for venting internal pressure from drum (HDPE, EPDM) |
| DQPROSHPLUGEX | Extended shipping plug for venting internal pressure from drum (HDPE, FKM) |
| DQPROSHPLUGEX202 | Extended shipping plug for venting internal pressure from drum (HDPE, FKM) |
| 2007900 | Shipping plug for drum insert (Does not include shipping plug o-ring) |
| 2290100 | Shipping plug o-ring, EPDM |
| 2307200 | Shipping plug o-ring, FKM |
| DQPURSP | Shipping Plug with EPDM seal |
| DQPURSP202 | Shipping Plug with FKM seal |

Sample Kits (Includes one coupler, one insert and one dip-tube)

| PART NUMBER | DESCRIPTION |
|----------------|---|
| DQPURDISEALPOE | Drum insert POE bung seal |
| DQPURDISEALFEP | Drum insert FEP encapsulated silicone bung seal |
| DQPURCPSEALFKM | Coupler seal kit (2 seals), FKM |
| DQPURCPSEALSMZ | Coupler seal kit (2 seals), Simriz® |
| 2423400 | Coupler o-ring kit, EPDM (Includes 2 o-rings) |
| 2423500 | Coupler o-ring kit, FKM (Includes 2 o-rings) |
| 2166000 | Drum insert flat gasket, 2" buttress, FDA EPDM |
| 2166100 | Drum insert flat gasket, 2" buttress, FKM |
| 2165800 | Drum insert o-ring, 2" NPS (ISO G2) EPDM for steel drums |
| 2165900 | Drum insert o-ring, 2" NPS (ISO G2) FKM for steel drums |
| 2165800 | Drum insert o-ring, BCS 56x4, EPDM (same as ISO G2 for steel) |
| 2165900 | Drum insert o-ring, BCS 56x4, FKM (same as ISO G2 for steel) |
| 2525200 | Drum insert flat gasket, 2" NPS (ISO G2) EPDM for plastic drums |
| 2525300 | Drum insert flat gasket, 2" NPS (ISO G2) FKM for plastic drums |
| 2594900 | Replacement Drum Insert Seal, 2" Buttress, FDA |
| DQPRO70X6AD | 70 X 6 Adaptor with EPDM O-Ring |
| DQPRO70X6AD202 | 70 X 6 Adaptor with FKM (Viton®) O-Rings |

Accessories

| PART NUMBER | DESCRIPTION |
|------------------------|--|
| TETHER/DUST CAP | |
| DQPROTETHER | Tether/Dust Cap for use with DrumQuik PRO shipping plugs and couplers (PVC, Vinyl) |

COUPLER VENT PORT OPTIONS

| | |
|-------------|--|
| 2879800 | Vent check valve, 1/2" ID x 1/4" male NPT (316 SST, Santoprene) |
| 2879801 | Vent check valve, 1/2" ID x 1/4" male NPT (Hastelloy® C, FKM) |
| DQPROFIL01 | Air filter, coupler vent port, 1/4" male NPT (polypropylene, 70 micron) |
| APCD24004 | Vent coupling insert, 1/4" male NPT (Acetal, 316 SST, Buna-N) |
| APCD17004SH | Vent coupling body with shroud, 1/4" hose barb (Acetal, 316 SST, Buna-N) |
| APCD17006SH | Vent coupling body with shroud, 3/8" hose barb (Acetal, 316 SST, Buna-N) |
| EFCDD24412 | Vent coupling insert, 1/4" male NPT (Polypropylene, 316 SST, EPDM) |
| EFCDD17412 | Vent coupling body, 1/4" hose barb (Polypropylene, 316 SST, EPDM) |
| EFCDD17612 | Vent coupling body, 3/8" hose barb (Polypropylene, 316 SST, EPDM) |

NOTE: Parts listed above are suggested for use in the vent port, but any 1/4" NPT CPC coupling can be used for blanket gas applications (see page 144)

BACKFLOW PREVENTION OPTIONS • POLYPROPYLENE

| | |
|---------|---|
| 2478900 | Check valve for couplers, 1/2" female NPT x 1/2" male NPT (EPDM, 302 SST) |
| 2478901 | Check valve for couplers, 1/2" female NPT x 1/2" male NPT (FKM, 302 SST) |
| 2478902 | Check valve for couplers, 1/2" female NPT x 1/2" male NPT (EPDM, Hastelloy C) |
| 2478903 | Check valve for couplers, 1/2" female NPT x 1/2" male NPT (FKM, Hastelloy C) |
| 2479000 | Foot valve for dip-tube, 1/2" hose barb (EPDM, 316 SST) |
| 2479001 | Foot valve for dip-tube, 1/2" hose barb (FKM, 316 SST) |
| 2479002 | Foot valve for dip-tube, 1/2" hose barb (EPDM, Hastelloy C) |
| 2479003 | Foot valve for dip-tube, 1/2" hose barb (FKM, Hastelloy C) |

NOTE: CPC distributes the above check valves and foot valves. These valves are not produced by CPC and CPC makes no claims or warranty regarding suitability for use in specific applications.

COUPLER LIQUID PORT FITTINGS • POLYPROPYLENE

| | |
|---------|---------------------------------------|
| 2402600 | 1/2" female NPT x 3/8" OD compression |
| 2402700 | 1/2" female NPT x 1/2" OD compression |
| 2402800 | 1/2" female NPT x 5/8" OD compression |
| 2402900 | 1/2" female NPT x 3/8" ID hose barb |
| 2403000 | 1/2" female NPT x 1/2" ID hose barb |
| 2403100 | 1/2" female NPT x 3/4" ID hose barb |

DQPUR ACCESSORY FITTINGS

| | |
|----------------|--|
| DQPUR MC0404 | Male Connector, PVDF, 1/4" Flare x 1/4" NPT |
| DQPUR MC0604 | Male Connector, PVDF, 3/8" Flare x 1/4" NPT |
| DQPUR MC0804 | Male Connector, PVDF, 1/2" Flare x 1/4" NPT |
| DQPUR FR1208 | Flare Reducer, PFA, 3/4" Female Flare x 1/2" Male Flare |
| DQPUR FI1216 | Flare Increaser, PFA, 3/4" Female Flare x 1" Male Flare |
| DQPUR TFMC1208 | Female flare x male connector, PFA, 3/4" Female Flare x 1/2" Male NPT |
| DQPUR SE0808 | Sweep Elbow, PFA, 1/2" Female Flare x 1/2" Male Flare |
| DQPURSE1212 | Sweep Elbow, PFA, 3/4" Female Flare x 3/4" Male Flare |
| DQPURDCPM0812 | Double Containment Panel Mount Fitting, PFA, 1/2" process line x 3/4" secondary containment line |
| DQPURDCPM1216 | Double Containment Panel Mount Fitting, PFA, 3/4" process line x 1" secondary containment line |
| DQPURDCN0812 | Double Containment Adapter, PFA, 1/2" process line x 3/4" secondary containment line |
| DQPURDCN1216 | Double Containment Adapter, PFA, 3/4" process line x 1" secondary containment line |

Use shipping plug or key installation tool to install keys. Orient ring with lugs down and drum insert key ring with shoulder up.

Torque Tool



Bung Wrench

Refer to specifications for torque requirements (page 143)



Backflow Check and Foot Valves

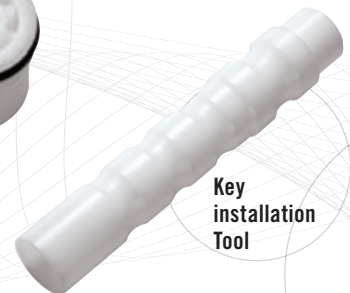
Prevents liquid from draining back into drum when pump is off



Coupler Liquid Port Fittings



Shipping Plug



Key installation Tool

DRUMQUIK PRO / DRUMQUIK PUR ACCESSORIES



Universal 3-Port Drum Adaptor Kit
(shown with HFC12 and NS4)

DrumQuik® 3-Port UDA Kit • POLYPROPYLENE

The 3-Port UDA features a 3/4" male NPT thread that mates with common containers, bung plugs and caps. The adaptor ports enable simultaneous chemical extraction, venting or application of blanket gas. In addition, the third port can be used to recirculate priming chemical to the container in metering pump applications.

Optional system components including foot valves, air filters and vent check valves are also available. For your convenience, CPC offers a variety of drum adaptor plugs to facilitate easy drum connections. (See plugs and caps on page 149.)

| PART NUMBER | DESCRIPTION |
|--------------|--|
| DQUA3PKIT | 3-port adaptor, EPDM seal, locking nut, 35.5" (905mm) dip-tube, 1/2" x 3/8" & 1/2" x 1/4" reducer bushings and 1/4" & 3/8" NPT plugs |
| DQUA3PKIT202 | 3-port adaptor, FKM seal, locking nut, 35.5" (905mm) dip-tube, 1/2" x 3/8" & 1/2" x 1/4" reducer bushings and 1/4" & 3/8" NPT plugs |
| DQUA3P | 3-port adaptor bulk packaged (1/2" female NPT liquid outlet port, 3/8" & 1/4" NPT vent/recirculation ports) |
| DQUA3PNUT | Locking nut for the 3-port adaptor |
| 2717000 | EPDM seal for the 3-port adaptor |
| 2717100 | FKM seal for the 3-port adaptor |
| 2621100 | Reducer bushing, black polypropylene, 1/2" male NPT x 3/8" female NPT |
| 2621200 | Reducer bushing, black polypropylene, 1/2" male NPT x 1/4" female NPT |
| 2621300 | Pipe plug, black polypropylene, 1/4" male NPT |
| 2621400 | Pipe plug, black polypropylene, 3/8" male NPT |


Use with PLC, Non-Spill, EFC and ChemQuik Series couplings.

Note: DrumQuik® UDA 3-Port uses DrumQuik PRO dip-tubes and accessories.



DrumQuik UDA Kit • POLYPROPYLENE

The DrumQuik® UDA Kit turns ChemQuik® or general purpose (HFC or NSH) couplings into a dip-tube that can easily be threaded into the 3/4" female NPS port of common drum closures. It provides a simple and inexpensive way to dispense chemicals in pumped systems. For your convenience, CPC offers a variety of drum adaptor plugs to facilitate easy drum connections. (See plugs and caps on page 149.)



| PART NUMBER | DESCRIPTION |
|-------------|---|
| DQUAKIT | Adaptor & DQPRODT1274 47" long dip-tube |



Universal Drum Adaptor Kit
(shown with NSH Series)

Can be used with many standard CPC quick disconnect couplings and standard bung plugs and bottle caps

BottleQuik® 2-Port Kit UDA • POLYPROPYLENE

The BottleQuik® is intended for use on reagent bottles with SP400-38mm threads. It can be used in either the upright position or inverted and has two 3/8" female NPT ports for liquid and vent ports.

| PART NUMBER | DESCRIPTION |
|-----------------|--|
| DQUDACAP2PKITPP | 2-Port adaptor CAP for 38mm SP400 bottles & dip-tubes, 17.75" (451mm) long, FKM o-ring, 3/8" female NPT liquid port, 3/8" female NPT vent port, 3/8" female NPT vent port. Use above kits with CQG, CQH and CQV Series couplings. |

DrumQuik Asian Drum Adaptors • POLYPROPYLENE

The DrumQuik® Asian drum adaptors allow ChemQuik® or general purpose (HFC or NSH) couplings to be easily connected to the unique threads common in many drum closures (with integral dip-tubes) manufactured in Asia, e.g., Kodama, Accelo, Stella, Dung Woo, etc. A 3/4" female NPT inner thread can accept any coupling or fitting with a 3/4" male NPT termination.

| PART NUMBER | DESCRIPTION |
|----------------------|---|
| DQADAPP0212 • TYPE A | Adaptor, FKM seals, 3/4" female NPT inner port x 3/4" NPS male thread to fit drum plug. |
| DQADAPP0622 • TYPE B | Adaptor, FKM seals, 3/4" female NPT inner port x 1-3/8" TYPE B male buttress thread to fit drum plug. |

DrumQuik Plugs and Caps

For your convenience, CPC offers several sizes of common bung plugs and caps that have the internal 3/4" female NPS thread, into which the DrumQuik Universal Drum Adaptors/ChemQuik couplings are threaded.

| PART NUMBER | DESCRIPTION |
|-----------------|---|
| DQMBUNGPP2BUT12 | Bung closure, polypropylene, EPDM o-ring, 2" buttress x 3/4" female NPS |
| DQMBUNGPP2NPS12 | Bung closure, polypropylene, EPDM o-ring, 2" NPS x 3/4" female NPS |
| DQMBUNGPP56X412 | Bung closure, polypropylene, EPDM o-ring, BCS56x4 x 3/4" female NPS |
| DQMBUNGPP70X612 | Bung closure, polypropylene, EPDM o-ring, BCS70x6, 3/4" female NPS |
| DQMCAPP70mm | Cap closure, polypropylene, EPDM o-ring, 70mm x 3/4" female NPS |
| DQMCAPP63MM | Cap closure, polypropylene, EPDM o-ring, 63mm, 3/4" female NPS |

All measurements are in inches (millimeters) unless otherwise noted. Tubing must meet stated inside and outside diameters. **NOTE:** The DQ UDA kits are designed to work with CPC couplings that have 3/4" NPT male terminations. The DQ UDA 3-Port kits are designed to work with a 1/2" NPT male on the liquid port and a 1/4" NPT male on the vent port. A 1/2" male NPT to 1/4" female NPT reducer bushing may be required to accommodate smaller NS4, PLC and PMC Series couplings. BottleQuik features two 3/8" female NPT ports. **NOTE:** DrumQuik Adaptors are intended for end-use applications not requiring compliance with UN/DOT standards for use in transportation of hazardous materials.



BottleQuik 2-Port UDA Bottle Adaptor Kit (shown with CQG and CQH)



Type A

For use with closure plugs with a 3/4" NPS center port.



Type B

For use with closure plugs with a 1-3/8" buttress center port.



3/4" NPT inner port incorporates a face seal to assure a leak-free connection.



DQ UDA kits can be used with a wide range of closures.

UDC SERIES CONNECTOR



The patented 3/8" flow Universal Dispensing Coupler (UDC)

provides a universal connection to a 38mm threaded or snap-in fitment neck. Make instant connections to bulk packaging systems including bag-in-box (BIB), flexible and rigid packaging styles. Automatic flush face valves minimize costly or dangerous spillage. An ergonomic design and a large, shrouded thumb latch pad produce a coupling that is easy to grip and simple to operate.

The UDC Series is also available with optional RFID (Radio Frequency Identification) capability (see page 95).

FEATURES

- Universal 38mm cap
- Flush face/non-spill valves
- Integral terminations
- Shrouded thumb latch
- RFID technology (iUDC only)

BENEFITS

- Fits industry standard fitment necks
- Minimize spillage
- Fewer leak points, shorter assemblies, faster installations
- Protects against accidental disconnects
- Helps maintain warranty, integrity, brand protection

Specifications ● ● ●

PRESSURE:

20" Hg vacuum to 15 psi, 1.0 bar (body only)

TEMPERATURE:

32°F to 160°F (0°C to 71°C)

MATERIALS:

Main body components and valves:
Polypropylene

Springs:
Body: 316 stainless steel
Cap: 302 stainless steel

UDC caps: Acetal, polypropylene

O-rings (food grade):
UDC: EPDM, silicone, Buna-N

iUDC: EPDM, silicone

CIP adapter: Acetal

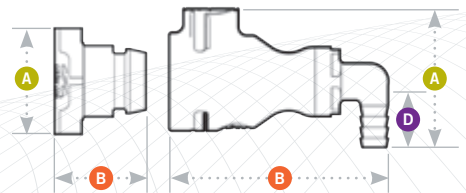
COLOR: Light gray with dark gray latch

CLOSURE SIZE: SP-400 thread/38mm snap-in

TUBING SIZES:

3/8" to 3/4" ID, 9.5mm to 19.0mm ID

All UDC series products are listed under NSF/ANSI standard 169



- A = Height/Diameter
- B = Total Length
- D = Elbow Radial Length

UDC SERIES DIMENSIONS

Coupling Bodies • POLYPROPYLENE

| TERMINATION | TUBING SIZE | SILICONE O-RING | BUNA-N O-RING | EPDM O-RING | A | B | D |
|----------------------|-------------|-----------------|---------------|-------------|------|------|-----|
| IN-LINE HOSE BARB | 3/8" ID | 99000 | 98400 | 98500 | 1.73 | 3.06 | |
| | 1/2" ID | 95600 | 97600 | 95300 | 1.73 | 3.06 | |
| | 5/8" ID | 99100 | 97900 | 98100 | 1.73 | 3.20 | |
| | 3/4" ID | 99200 | 98600 | 98700 | 1.73 | 3.21 | |
| ELBOW HOSE BARB | 3/8" ID | 99300 | 97800 | 99400 | 1.73 | 3.25 | .93 |
| | 1/2" ID | 95400 | 97700 | 95100 | 1.73 | 3.25 | .93 |

Caps • ACETAL

| TERMINATION | DESCRIPTION | SILICONE O-RING | BUNA-N O-RING | EPDM O-RING | A | B |
|--------------------------|---------------------|-----------------|---------------|-------------|------|------|
| THREAD-ON 38MM VALVED | Without thread seal | 95800 | 96400 | 97400 | 1.70 | 1.47 |
| | With thread seal | 95801 | 96401 | 97401 | 1.70 | 1.47 |

• POLYPROPYLENE

| TERMINATION | DESCRIPTION | SILICONE O-RING | EPDM O-RING | A | B |
|--------------------------|---|-----------------|-------------|------|------|
| SNAP-IN 38MM VALVED | | 9461300 | 9500000 | 1.15 | 1.77 |
| | <i>Note: Snap-in closure designed to fit Scholle 900 bag necks.</i> | | | | |
| THREAD-ON 38MM VALVED | With thread seal | | 9462000 | 1.70 | 1.48 |

Clean-in-Place (CIP) Adapter • ACETAL

| TERMINATION | DESCRIPTION | PART NO. | A | B |
|-------------|---------------------|----------|------|------|
| IN-LINE | 1/2" HB (no o-ring) | 96000 | 1.15 | 1.56 |

Coupling Readers • POLYPROPYLENE

| TERMINATION | TUBING SIZE | METRIC EQ. | SHUTOFF (RS-232) | SHUTOFF (USB) | A | B |
|--------------------------|-------------|------------|------------------|---------------|--|------|
| IN-LINE HOSE BARB | 1/4" ID | 6.4mm ID | iUDCDR1700400 | iUDCDR1700401 | 2.00 | 3.49 |
| | 3/8" ID | 9.5mm ID | iUDCDR1700600 | iUDCDR1700601 | 2.00 | 3.49 |
| | 1/2" ID | 12.7mm ID | iUDCDR1700800 | iUDCDR1700801 | 2.00 | 3.49 |
| | 5/8" ID | 15.9mm ID | iUDCDR1701000 | | 2.00 | 3.49 |
| | 3/4" ID | 19mm ID | iUDCDR1701200 | | 2.00 | 3.49 |
| PANEL MOUNT HOSE BARB | 1/4" ID | 6.4mm ID | iUDCDR1600400 | iUDCDR1600401 | Refer to cpcworldwide.com for dimensions | |
| | 3/8" ID | 9.5mm ID | iUDCDR1600600 | iUDCDR1600601 | | |
| | 1/2" ID | 12.7mm ID | iUDCDR1600800 | iUDCDR1600801 | | |

Caps • ACETAL

| TERMINATION | DESCRIPTION | METRIC EQ. | SHUTOFF | A | B |
|--------------------------|---------------------|------------|--------------|------|------|
| THREAD-ON 38MM VALVED | Without thread seal | 38mm | iUDCDTCN3803 | 1.70 | 1.47 |
| | With thread seal | 38mm | iUDCDTCS3803 | 1.70 | 1.47 |

• POLYPROPYLENE

| TERMINATION | DESCRIPTION | METRIC EQ. | SHUTOFF | A | B |
|--------------------------|---------------------|------------|--------------|------|------|
| SNAP-IN 38MM VALVED | | 38mm | iUDCDTSN0000 | 1.62 | 1.76 |
| THREAD-ON 38MM VALVED | Without thread seal | 38mm | iUDCDTCN3800 | 1.70 | 1.48 |
| | With thread seal | 38mm | iUDCDTCS3800 | 1.70 | 1.48 |

All measurements are in inches (millimeters) unless otherwise noted. Tubing must meet stated inside and outside diameters. Couplings are pictured with valves unless otherwise noted.

PUNCTURE SEAL SERIES CONNECTOR



The 1/4" flow Puncture Seal dispensing system provides clean and safe liquid dispensing from bag-in-box (BIB) or other types of flexible packaging. The system consists of a Puncture Seal closure cap and a specially designed quick disconnect coupling body. The closure makes a positive thread or snap-in seal with a 38mm fitment neck. The Puncture Seal coupling body automatically breaks the membrane seal on the closure cap when connected. To switch to a new container, simply depress the CPC thumb latch to disconnect the system and then connect the Puncture Seal coupling body to a fresh container.

Specifications ● ● ●

PRESSURE:

120 psi, 8.3 bar (coupling body)

TEMPERATURE:

32°F to 160°F (0°C to 71°C)

MATERIALS:

Main components and valves: Polypropylene

38mm closure: Polyethylene (LDPE)

Thumb latch: Stainless steel

Valve spring: 316 stainless steel

External spring and pin: Stainless steel

O-rings: EPDM

CLOSURE SIZE: SP-400 38mm

TUBING SIZES:

1/4" and 3/8" ID, 6.4mm and 9.5mm ID

Also available in NSF listed versions. Please visit our website for part number information



FEATURES

Puncture Seal coupling

Polypropylene and polyethylene materials

Puncture Seal membrane

CPC thumb latch

BENEFITS

Easily breaks the Puncture Seal membrane

Greater chemical resistance

Eliminates shipping caps and o-rings

One-hand connection and disconnection

Coupling Bodies • POLYPROPYLENE



TERMINATION
IN-LINE
HOSE BARB

TUBING SIZE
1/4" ID
3/8" ID

METRIC EQ.
6.4mm ID
9.5 mm ID

STRAIGHT THRU
PS1700412
PS1700612

SHUTOFF
PSD1700412
PSD1700612

LENGTH
1.95
1.95

Closure • POLYETHYLENE

Note: Snap-in closure designed to fit Scholle 900 bag necks.



TERMINATION
THREAD-ON
38MM VALVED

PART NO.
PSC38mm

LENGTH
1.7

HEIGHT
1.12



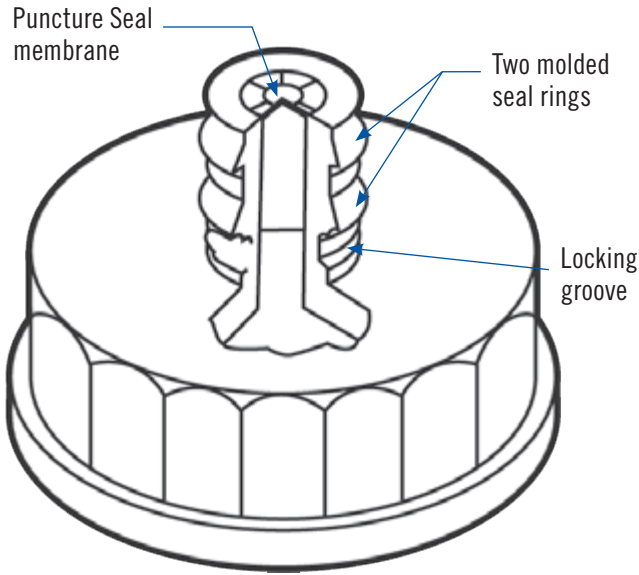
SNAP-IN 38MM
VALVED

496200

1.88

1.62

Closure Detail




DID YOU KNOW?

CPC'S PUNCTURE SEAL CLOSURES CAN BE USED TO DISPENSE VIRTUALLY ANY LIQUID FROM FLEXIBLE PACKAGES?

The Puncture Seal makes transporting and dispensing cleaning concentrates, dry cleaning chemicals and soaps cleaner and safer. Printing inks, photo developers and dyeing agents can also be dispensed quickly and easily, without messy drips or spills. The Puncture Seal can also be used with beverage and condiment dispensing systems, just look for the NSF-listed part numbers.

NOTES:



FITQUIK[®] **CONNECTORS**





CPC® LOGO lets you know you have a genuine CPC FitQuik Connector.

PRECISION MOLDED HOSE BARB designed for maximum holding power. No tube clamps required.

PARTING LINE-FREE HOSE BARB ensures a leak-free connection.

PRECISION MOLDED THREADS for a secure connection into a variety of threaded ports.

FitQuik® Connectors from CPC are high quality fittings for leak-free tubing connections. These precision molded fittings are designed to eliminate tubing leak points in applications such as medical devices, analytical instrumentation or air-driven equipment.

Cost-competitive FitQuik Connectors are offered in many standard configurations and in custom designs to meet unique customer specifications.

Designed to fit. Quality FitQuik® Connectors are instrumentation - grade fittings that ensure a secure fit in even the most demanding applications. These fittings feature precise hose barbs and thread forms to ensure the right fit every time.

Materials available: Black and white nylon, polypropylene, PVDF and polycarbonate (available in medical-grade and USP Class VI, ADCF)

TUBE TO TUBE FITTINGS

Tube to Tube Fittings - Straight

| PART NO. | DESCRIPTION |
|----------|--|
| HS2 | Polypropylene Straight Fitting, 1/16" Hose Barbs |
| HS230 | White Nylon Straight Fitting, 1/16" Hose Barbs |
| HS231 | Black Nylon Straight Fitting, 1/16" Hose Barbs |
| HS270 | PVDF Straight Fitting, 1/16" Hose Barb |
| HS291 | Purple Tint Polycarbonate Straight Fitting, 1/16" Hose Barbs |
| HS3 | Polypropylene Straight Fitting, 3/32" Hose Barbs |
| HS330 | White Nylon Straight Fitting, 3/32" Hose Barbs |
| HS331 | Black Nylon Straight Fitting, 3/32" Hose Barbs |
| HS370 | PVDF Straight Fitting, 3/32" Hose Barb |
| HS391 | Purple Tint Polycarbonate Straight Fitting, 3/32" Hose Barbs |
| HS4 | Polypropylene Straight Fitting, 1/8" Hose Barbs |
| HS430 | White Nylon Straight Fitting, 1/8" Hose Barbs |
| HS431 | Black Nylon Straight Fitting, 1/8" Hose Barbs |
| HS470 | PVDF Straight Fitting, 1/8" Hose Barb |
| HS491 | Purple Tint Polycarbonate Straight Fitting, 1/8" Hose Barbs |
| HS5 | Polypropylene Straight Fitting, 5/32" Hose Barbs |
| HS530 | White Nylon Straight Fitting, 5/32" Hose Barbs |
| HS531 | Black Nylon Straight Fitting, 5/32" Hose Barbs |
| HS570 | PVDF Straight Fitting, 5/32" Hose Barb |
| HS591 | Purple Tint Polycarbonate Straight Fitting, 5/32" Hose Barbs |
| HS6 | Polypropylene Straight Fitting, 3/16" Hose Barbs |
| HS630 | White Nylon Straight Fitting, 3/16" Hose Barbs |
| HS631 | Black Nylon Straight Fitting, 3/16" Hose Barbs |
| HS670 | PVDF Straight Fitting, 3/16" Hose Barb |
| HS691 | Purple Tint Polycarbonate Straight Fitting, 3/16" Hose Barbs |
| HS8 | Polypropylene Straight Fitting, 1/4" Hose Barbs |
| HS830 | White Nylon Straight Fitting, 1/4" Hose Barbs |
| HS831 | Black Nylon Straight Fitting, 1/4" Hose Barbs |
| HS870 | PVDF Straight Fitting, 1/4" Hose Barb |
| HS891 | Purple Tint Polycarbonate Straight Fitting, 1/4" Hose Barbs |
| HS12 | Polypropylene Straight Fitting, 3/8" Hose Barbs |
| HS1230 | White Nylon Straight Fitting, 3/8" Hose Barbs |
| HS1231 | Black Nylon Straight Fitting, 3/8" Hose Barbs |
| HS1270 | PVDF Straight Fitting, 3/8" Hose Barbs |

Tube to Tube Fittings - Elbow

| PART NO. | DESCRIPTION |
|----------|---|
| HE2 | Polypropylene Elbow Fitting, 1/16" Hose Barbs |
| HE230 | White Nylon Elbow Fitting, 1/16" Hose Barbs |
| HE231 | Black Nylon Elbow Fitting, 1/16" Hose Barbs |
| HE270 | PVDF Elbow Fitting, 1/16" Hose Barbs |
| HE291 | Purple Tint Polycarbonate Elbow Fitting, 1/16" Hose Barbs |
| HE3 | Polypropylene Elbow Fitting, 3/32" Hose Barbs |
| HE330 | White Nylon Elbow Fitting, 3/32" Hose Barbs |
| HE331 | Black Nylon Elbow Fitting, 3/32" Hose Barbs |
| HE370 | PVDF Elbow Fitting, 3/32" Hose Barbs |
| HE391 | Purple Tint Polycarbonate Elbow Fitting, 3/32" Hose Barbs |

Tube to Tube Fittings - Elbow (cont.)

| PART NO. | DESCRIPTION |
|----------|---|
| HE4 | Polypropylene Elbow Fitting, 1/8" Hose Barbs |
| HE430 | White Nylon Elbow Fitting, 1/8" Hose Barbs |
| HE431 | Black Nylon Elbow Fitting, 1/8" Hose Barbs |
| HE470 | PVDF Elbow Fitting, 1/8" Hose Barbs |
| HE491 | Purple Tint Polycarbonate Elbow Fitting, 1/8" Hose Barbs |
| HE5 | Polypropylene Elbow Fitting, 5/32" Hose Barbs |
| HE530 | White Nylon Elbow Fitting, 5/32" Hose Barbs |
| HE531 | Black Nylon Elbow Fitting, 5/32" Hose Barbs |
| HE570 | PVDF Elbow Fitting, 5/32" Hose Barbs |
| HE591 | Purple Tint Polycarbonate Elbow Fitting, 5/32" Hose Barbs |
| HE6 | Polypropylene Elbow Fitting, 3/16" Hose Barbs |
| HE630 | White Nylon Elbow Fitting, 3/16" Hose Barbs |
| HE631 | Black Nylon Elbow Fitting, 3/16" Hose Barbs |
| HE670 | PVDF Elbow Fitting, 3/16" Hose Barbs |
| HE691 | Purple Tint Polycarbonate Elbow Fitting, 3/16" Hose Barbs |
| HE8 | Polypropylene Elbow Fitting, 1/4" Hose Barbs |
| HE830 | White Nylon Elbow Fitting, 1/4" Hose Barbs |
| HE831 | Black Nylon Elbow Fitting, 1/4" Hose Barbs |
| HE870 | PVDF Elbow Fitting, 1/4" Hose Barbs |
| HE891 | Purple Tint Polycarbonate Elbow Fitting, 1/4" Hose Barbs |
| HE12 | Polypropylene Elbow Fitting, 3/8" Hose Barbs |
| HE1230 | White Nylon Elbow Fitting, 3/8" Hose Barbs |
| HE1231 | Black Nylon Elbow Fitting, 3/8" Hose Barbs |
| HE1270 | PVDF Elbow Fitting, 3/8" Hose Barbs |




FitQuik polycarbonate fittings are compatible with autoclave sterilization. See sterilization guide on page 163.

Tube to Tube Fittings - Tee








| PART NO. | DESCRIPTION |
|----------|---|
| HT2 | Polypropylene Tee Fitting, 1/16" Hose Barbs |
| HT230 | White Nylon Tee Fitting, 1/16" Hose Barbs |
| HT231 | Black Nylon Tee Fitting, 1/16" Hose Barbs |
| HT270 | PVDF Tee Fitting, 1/16" Hose Barbs |
| HT291 | Purple Tint Polycarbonate Tee Fitting, 1/16" Hose Barbs |
| HT3 | Polypropylene Tee Fitting, 3/32" Hose Barbs |
| HT330 | White Nylon Tee Fitting, 3/32" Hose Barbs |
| HT331 | Black Nylon Tee Fitting, 3/32" Hose Barbs |
| HT370 | PVDF Tee Fitting, 3/32" Hose Barbs |
| HT391 | Purple Tint Polycarbonate Tee Fitting, 3/32" Hose Barbs |
| HT4 | Polypropylene Tee Fitting, 1/8" Hose Barbs |
| HT430 | White Nylon Tee Fitting, 1/8" Hose Barbs |
| HT431 | Black Nylon Tee Fitting, 1/8" Hose Barbs |
| HT470 | PVDF Tee Fitting, 1/8" Hose Barbs |
| HT491 | Purple Tint Polycarbonate Tee Fitting, 1/8" Hose Barbs |
| HT5 | Polypropylene Tee Fitting, 5/32" Hose Barbs |
| HT530 | White Nylon Tee Fitting, 5/32" Hose Barbs |
| HT531 | Black Nylon Tee Fitting, 5/32" Hose Barbs |
| HT570 | PVDF Tee Fitting, 5/32" Hose Barbs |
| HT591 | Purple Tint Polycarbonate Tee Fitting, 5/32" Hose Barbs |

Note: Parts not shown to scale. For customer drawings and technical specifications please visit cpcworldwide.com

Tube to Tube Fittings - Tee (cont.)

| | | |
|---|--|--|
|  | PART NO. HT6 HT630 HT631 HT670 HT691 | DESCRIPTION Polypropylene Tee Fitting, 3/16" Hose Barbs White Nylon Tee Fitting, 3/16" Hose Barbs Black Nylon Tee Fitting, 3/16" Hose Barbs PVDF Tee Fitting, 3/16" Hose Barbs Purple Tint Polycarbonate Tee Fitting, 3/16" Hose Barbs |
|  | PART NO. HT8 HT830 HT831 HT870 HT891 | DESCRIPTION Polypropylene Tee Fitting, 1/4" Hose Barbs White Nylon Tee Fitting, 1/4" Hose Barbs Black Nylon Tee Fitting, 1/4" Hose Barbs PVDF Tee Fitting, 1/4" Hose Barbs Purple Tint Polycarbonate Tee Fitting, 1/4" Hose Barbs |
|  | PART NO. HT12 HT1230 HT1231 HT1270 | DESCRIPTION Polypropylene Tee Fitting, 3/8" Hose Barbs White Nylon Tee Fitting, 3/8" Hose Barbs Black Nylon Tee Fitting, 3/8" Hose Barbs PVDF Tee Fitting, 3/8" Hose Barbs |

Tube to Tube Fittings - Y





| | | |
|---|--|--|
|  | PART NO. HY2 HY230 HY231 HY270 HY291 | DESCRIPTION Polypropylene Y Fitting, 1/16" Hose Barbs White Nylon Y Fitting, 1/16" Hose Barbs Black Nylon Y Fitting, 1/16" Hose Barbs PVDF Y Fitting, 1/16" Hose Barbs Purple Tint Polycarbonate Y Fitting, 1/16" Hose Barbs |
|  | PART NO. HY3 HY330 HY331 HY370 HY391 | DESCRIPTION Polypropylene Y Fitting, 3/32" Hose Barbs White Nylon Y Fitting, 3/32" Hose Barbs Black Nylon Y Fitting, 3/32" Hose Barbs PVDF Y Fitting, 3/32" Hose Barbs Purple Tint Polycarbonate Y Fitting, 3/32" Hose Barbs |
|  | PART NO. HY4 HY430 HY431 HY470 HY491 | DESCRIPTION Polypropylene Y Fitting, 1/8" Hose Barbs White Nylon Y Fitting, 1/8" Hose Barbs Black Nylon Y Fitting, 1/8" Hose Barbs PVDF Y Fitting, 1/8" Hose Barbs Purple Tint Polycarbonate Y Fitting, 1/8" Hose Barbs |
|  | PART NO. HY5 HY530 HY531 HY570 HY591 | DESCRIPTION Polypropylene Y Fitting, 5/32" Hose Barbs White Nylon Y Fitting, 5/32" Hose Barbs Black Nylon Y Fitting, 5/32" Hose Barbs PVDF Y Fitting, 5/32" Hose Barbs Purple Tint Polycarbonate Y Fitting, 5/32" Hose Barbs |
|  | PART NO. HY6 HY630 HY631 HY670 HY691 | DESCRIPTION Polypropylene Y Fitting, 3/16" Hose Barbs White Nylon Y Fitting, 3/16" Hose Barbs Black Nylon Y Fitting, 3/16" Hose Barbs PVDF Y Fitting, 3/16" Hose Barbs Purple Tint Polycarbonate Y Fitting, 3/16" Hose Barbs |
|  | PART NO. HY8 HY830 HY831 HY870 HY891 | DESCRIPTION Polypropylene Y Fitting, 1/4" Hose Barbs White Nylon Y Fitting, 1/4" Hose Barbs Black Nylon Y Fitting, 1/4" Hose Barbs PVDF Y Fitting, 1/4" Hose Barbs Purple Tint Polycarbonate Y Fitting, 1/4" Hose Barbs |
|  | PART NO. HY12 HY1230 HY1231 HY1270 | DESCRIPTION Polypropylene Y Fitting, 3/8" Hose Barbs White Nylon Y Fitting, 3/8" Hose Barbs Black Nylon Y Fitting, 3/8" Hose Barbs PVDF Y Fitting, 3/8" Hose Barbs |

Tube to Tube Fittings - Straight Reducer

| | | |
|---|--|--|
|  | PART NO. HSR32 HSR3230 HSR3231 HSR3270 HSR3291 | DESCRIPTION Polypropylene Reducer Fitting, 3/32" to 1/16" Hose Barb White Nylon Reducer Fitting, 3/32" to 1/16" Hose Barb Black Nylon Reducer Fitting, 3/32" to 1/16" Hose Barb PVDF Straight Reducer Fitting, 3/32" to 1/16" Hose Barb Purple Tint Polycarbonate Reducer Fitting, 3/32" to 1/16" Hose Barb |
|  | PART NO. HSR42 HSR4230 HSR4231 HSR4270 HSR4291 | DESCRIPTION Polypropylene Reducer Fitting, 1/8" to 1/16" Hose Barb White Nylon Reducer Fitting, 1/8" to 1/16" Hose Barb Black Nylon Reducer Fitting, 1/8" to 1/16" Hose Barb PVDF Straight Reducer Fitting, 1/8" to 1/16" Hose Barb Purple Tint Polycarbonate Reducer Fitting, 1/8" to 1/16" Hose Barb |
|  | PART NO. HSR43 HSR4330 HSR4331 HSR4370 HSR4391 | DESCRIPTION Polypropylene Reducer Fitting, 1/8" to 3/32" Hose Barb White Nylon Reducer Fitting, 1/8" to 3/32" Hose Barb Black Nylon Reducer Fitting, 1/8" to 3/32" Hose Barb PVDF Straight Reducer Fitting, 1/8" to 3/32" Hose Barb Purple Tint Polycarbonate Reducer Fitting, 1/8" to 3/32" Hose Barb |
|  | PART NO. HSR52 HSR5230 HSR5231 HSR5270 HSR5291 | DESCRIPTION Polypropylene Reducer Fitting, 5/32" to 1/16" Hose Barb White Nylon Reducer Fitting, 5/32" to 1/16" Hose Barb Black Nylon Reducer Fitting, 5/32" to 1/16" Hose Barb PVDF Straight Reducer Fitting, 5/32" to 1/16" Hose Barb Purple Tint Polycarbonate Reducer Fitting, 5/32" to 1/16" Hose Barb |
|  | PART NO. HSR53 HSR5330 HSR5331 HSR5370 HSR5391 | DESCRIPTION Polypropylene Reducer Fitting, 5/32" to 3/32" Hose Barb White Nylon Reducer Fitting, 5/32" to 3/32" Hose Barb Black Nylon Reducer Fitting, 5/32" to 3/32" Hose Barb PVDF Straight Reducer Fitting, 5/32" to 3/32" Hose Barb Purple Tint Polycarbonate Reducer Fitting, 5/32" to 3/32" Hose Barb |
|  | PART NO. HSR54 HSR5430 HSR5431 HSR5470 HSR5491 | DESCRIPTION Polypropylene Reducer Fitting, 5/32" to 1/8" Hose Barb White Nylon Reducer Fitting, 5/32" to 1/8" Hose Barb Black Nylon Reducer Fitting, 5/32" to 1/8" Hose Barb PVDF Straight Reducer Fitting, 5/32" to 1/8" Hose Barb Purple Tint Polycarbonate Reducer Fitting, 5/32" to 1/8" Hose Barb |
|  | PART NO. HSR62 HSR6230 HSR6231 HSR6270 HSR6291 | DESCRIPTION Polypropylene Reducer Fitting, 3/16" to 1/16" Hose Barb White Nylon Reducer Fitting, 3/16" to 1/16" Hose Barb Black Nylon Reducer Fitting, 3/16" to 1/16" Hose Barb PVDF Straight Reducer Fitting, 3/16" to 1/16" Hose Barb Purple Tint Polycarbonate Reducer Fitting, 3/16" to 1/16" Hose Barb |
|  | PART NO. HSR63 HSR6330 HSR6331 HSR6370 HSR6391 | DESCRIPTION Polypropylene Reducer Fitting, 3/16" to 3/32" Hose Barb White Nylon Reducer Fitting, 3/16" to 3/32" Hose Barb Black Nylon Reducer Fitting, 3/16" to 3/32" Hose Barb PVDF Straight Reducer Fitting, 3/16" to 3/32" Hose Barb Purple Tint Polycarbonate Reducer Fitting, 3/16" to 3/32" Hose Barb |
|  | PART NO. HSR64 HSR6430 HSR6431 HSR6470 HSR6491 | DESCRIPTION Polypropylene Reducer Fitting, 3/16" to 1/8" Hose Barb White Nylon Reducer Fitting, 3/16" to 1/8" Hose Barb Black Nylon Reducer Fitting, 3/16" to 1/8" Hose Barb PVDF Straight Reducer Fitting, 3/16" to 1/8" Hose Barb Purple Tint Polycarbonate Reducer Fittings, 3/16" to 1/8" Hose Barb |
|  | PART NO. HSR65 HSR6530 HSR6531 HSR6570 HSR6591 | DESCRIPTION Polypropylene Reducer Fitting, 3/16" to 5/32" Hose Barb White Nylon Reducer Fitting, 3/16" to 5/32" Hose Barb Black Nylon Reducer Fitting, 3/16" to 5/32" Hose Barb PVDF Straight Reducer Fitting, 3/16" to 5/32" Hose Barb Purple Tint Polycarbonate Reducer Fittings, 3/16" to 5/32" Hose Barb |





TUBE TO TUBE FITTINGS

Tube to Tube Fittings - Straight Reducer

| PART NO. | DESCRIPTION |
|--|---|
|  HSR84 | Polypropylene Reducer Fitting, 1/4" to 1/8" Hose Barb |
| HSR8430 | White Nylon Reducer Fitting, 1/4" to 1/8" Hose Barb |
| HSR8431 | Black Nylon Reducer Fitting, 1/4" to 1/8" Hose Barb |
| HSR8470 | PVDF Straight Reducer Fitting, 1/4" to 1/8" Hose Barb |
| HSR8491 | Purple Tint Polycarbonate Reducer Fittings, 1/4" to 1/8" Hose Barb |
| <hr/> | |
|  HSR85 | Polypropylene Reducer Fitting, 1/4" to 5/32" Hose Barb |
| HSR8530 | White Nylon Reducer Fitting, 1/4" to 5/32" Hose Barb |
| HSR8531 | Black Nylon Reducer Fitting, 1/4" to 5/32" Hose Barb |
| HSR8570 | PVDF Straight Reducer Fitting, 1/4" to 5/32" Hose Barb |
| HSR8591 | Purple Tint Polycarbonate Reducer Fittings, 1/4" to 5/32" Hose Barb |
| <hr/> | |
|  HSR86 | Polypropylene Reducer Fitting, 1/4" to 3/16" Hose Barb |
| HSR8630 | White Nylon Reducer Fitting, 1/4" to 3/16" Hose Barb |
| HSR8631 | Black Nylon Reducer Fitting, 1/4" to 3/16" Hose Barb |
| HSR8670 | PVDF Straight Reducer Fitting, 1/4" to 3/16" Hose Barb |
| HSR8691 | Purple Tint Polycarbonate Reducer Fittings, 1/4" to 3/16" Hose Barb |
| <hr/> | |
|  HSR128 | Polypropylene Reducer Fitting, 3/8" to 1/4" Hose Barb |
| HSR12830 | White Nylon Reducer Fitting, 3/8" to 1/4" Hose Barb |
| HSR12831 | Black Nylon Reducer Fitting, 3/8" to 1/4" Hose Barb |
| HSR12870 | PVDF Straight Reducer Fitting, 3/8" to 1/4" Hose Barb |

PLUGS AND THREAD TO THREAD

Threaded Plugs

| PART NO. | DESCRIPTION |
|---|--|
|  MP | Polypropylene Threaded Plug, Tapered 10-32 |
| MP30 | White Nylon Threaded Plug, Tapered 10-32 |
| MP31 | Black Nylon Threaded Plug, Tapered 10-32 |
| MP70 | PVDF Threaded Plug Fitting, Tapered 10-32 |
| <hr/> | |
|  N2P | Polypropylene Threaded Plug, 1/16" NPT |
| N2P30 | White Nylon Threaded Plug, 1/16" NPT |
| N2P31 | Black Nylon Threaded Plug, 1/16" NPT |
| N2P70 | PVDF Threaded Plug, 1/16" NPT |
| <hr/> | |
|  N4P | Polypropylene Threaded Plug, 1/8" NPT |
| N4P30 | White Nylon Threaded Plug, 1/8" NPT |
| N4P31 | Black Nylon Threaded Plug, 1/8" NPT |
| N4P70 | PVDF Threaded Plug Fitting, 1/8" NPT |
| <hr/> | |
|  N8P | Polypropylene Threaded Plug, 1/4" NPT |
| N8P30 | White Nylon Threaded Plug, 1/4" NPT |
| N8P31 | Black Nylon Threaded Plug, 1/4" NPT |
| N8P70 | PVDF Threaded Plug Fitting, 1/4" NPT |

Thread to Thread -Straight

| PART NO. | DESCRIPTION |
|---|---|
|  N32 | Polypropylene Straight Fitting, Tapered 10-32 Threads |
| N3230 | White Nylon Straight Fitting, Tapered 10-32 Threads |
| N3231 | Black Nylon Straight Fitting, Tapered 10-32 Threads |
| N3270 | PVDF Straight Fitting, Tapered 10-32 Threads |

THREAD TO TUBE FITTINGS

Thread to Tube Fittings - Straight



| PART NO. | DESCRIPTION |
|--|--|
|  KS2 | Polypropylene Straight Fitting, 1/4-28 UNF to 1/16" Hose Barb |
| KS230 | White Nylon Straight Fitting, 1/4-28 UNF to 1/16" Hose Barb |
| KS231 | Black Nylon Straight Fitting, 1/4-28 UNF to 1/16" Hose Barb |
| KS270 | PVDF Straight Fitting, 1/4-28 UNF to 1/16" Hose Barb |
| <hr/> | |
|  KS3 | Polypropylene Straight Fitting, 1/4-28 UNF to 3/32" Hose Barb |
| KS330 | White Nylon Straight Fitting, 1/4-28 UNF to 3/32" Hose Barb |
| KS331 | Black Nylon Straight Fitting, 1/4-28 UNF to 3/32" Hose Barb |
| KS370 | PVDF Straight Fitting, 1/4-28 UNF to 3/32" Hose Barb |
| <hr/> | |
|  KS4 | Polypropylene Straight Fitting, 1/4-28 UNF to 1/8" Hose Barb |
| KS430 | White Nylon Straight Fitting, 1/4-28 UNF to 1/8" Hose Barb |
| KS431 | Black Nylon Straight Fitting, 1/4-28 UNF to 1/8" Hose Barb |
| KS470 | PVDF Straight Fitting, 1/4-28 UNF to 1/8" Hose Barb |
| <hr/> | |
|  KS5 | Polypropylene Straight Fitting, 1/4-28 UNF to 5/32" Hose Barb |
| KS530 | White Nylon Straight Fitting, 1/4-28 UNF to 5/32" Hose Barb |
| KS531 | Black Nylon Straight Fitting, 1/4-28 UNF to 5/32" Hose Barb |
| KS570 | PVDF Straight Fitting, 1/4-28 UNF to 5/32" Hose Barb |
| <hr/> | |
|  MS2 | Polypropylene Straight Fitting, Tapered 10-32 to 1/16" Hose Barb |
| MS230 | White Nylon Straight Fitting, Tapered 10-32 to 1/16" Hose Barb |
| MS231 | Black Nylon Straight Fitting, Tapered 10-32 to 1/16" Hose Barb |
| MS270 | PVDF Straight Fitting, Tapered 10-32 to 1/16" Hose Barb |
| <hr/> | |
|  MS3 | Polypropylene Straight Fitting, Tapered 10-32 to 3/32" Hose Barb |
| MS330 | White Nylon Straight Fitting, Tapered 10-32 to 3/32" Hose Barb |
| MS331 | Black Nylon Straight Fitting, Tapered 10-32 to 3/32" Hose Barb |
| MS370 | PVDF Straight Fitting, Tapered 10-32 to 3/32" Hose Barb |
| <hr/> | |
|  MS4 | Polypropylene Straight Fitting, Tapered 10-32 to 1/8" Hose Barb |
| MS430 | White Nylon Straight Fitting, Tapered 10-32 to 1/8" Hose Barb |
| MS431 | Black Nylon Straight Fitting, Tapered 10-32 to 1/8" Hose Barb |
| MS470 | PVDF Straight Fitting, Tapered 10-32 to 1/8" Hose Barb |
| <hr/> | |
|  MS5 | Polypropylene Straight Fitting, Tapered 10-32 to 5/32" Hose Barb |
| MS530 | White Nylon Straight Fitting, Tapered 10-32 to 5/32" Hose Barb |
| MS531 | Black Nylon Straight Fitting, Tapered 10-32 to 5/32" Hose Barb |
| MS570 | PVDF Straight Fitting, Tapered 10-32 to 5/32" Hose Barb |
| <hr/> | |
|  MS6 | Polypropylene Straight Fitting, Tapered 10-32 to 3/16" Hose Barb |
| MS630 | White Nylon Straight Fitting, Tapered 10-32 to 3/16" Hose Barb |
| MS631 | Black Nylon Straight Fitting, Tapered 10-32 to 3/16" Hose Barb |
| MS670 | PVDF Straight Fitting, Tapered 10-32 to 3/16" Hose Barb |
| <hr/> | |
|  N2S2 | Polypropylene Straight Fitting, 1/16" NPT to 1/16" Hose Barb |
| N2S230 | White Nylon Straight Fitting, 1/16" NPT to 1/16" Hose Barb |
| N2S231 | Black Nylon Straight Fitting, 1/16" NPT to 1/16" Hose Barb |
| N2S270 | PVDF Straight Fitting, 1/16" NPT to 1/16" Hose Barb |
| <hr/> | |
|  N2S3 | Polypropylene Straight Fitting, 1/16" NPT to 3/32" Hose Barb |
| N2S330 | White Nylon Straight Fitting, 1/16" NPT to 3/32" Hose Barb |
| N2S331 | Black Nylon Straight Fitting, 1/16" NPT to 3/32" Hose Barb |
| N2S370 | PVDF Straight Fitting, 1/16" NPT to 3/32" Hose Barb |
| <hr/> | |
|  N2S4 | Polypropylene Straight Fitting, 1/16" NPT to 1/8" Hose Barb |
| N2S430 | White Nylon Straight Fitting, 1/16" NPT to 1/8" Hose Barb |
| N2S431 | Black Nylon Straight Fitting, 1/16" NPT to 1/8" Hose Barb |
| N2S470 | PVDF Straight Fitting, 1/16" NPT to 1/8" Hose Barb |
| <hr/> | |
|  N2S5 | Polypropylene Straight Fitting, 1/16" NPT to 5/32" Hose Barb |
| N2S530 | White Nylon Straight Fitting, 1/16" NPT to 5/32" Hose Barb |
| N2S531 | Black Nylon Straight Fitting, 1/16" NPT to 5/32" Hose Barb |
| N2S570 | PVDF Straight Fitting, 1/16" NPT to 5/32" Hose Barb |
| <hr/> | |
|  N4S2 | Polypropylene Straight Fitting, 1/8" NPT to 1/16" Hose Barb |
| N4S230 | White Nylon Straight Fitting, 1/8" NPT to 1/16" Hose Barb |
| N4S231 | Black Nylon Straight Fitting, 1/8" NPT to 1/16" Hose Barb |
| N4S270 | PVDF Straight Fitting, 1/8" NPT to 1/16" Hose Barb |

Note: Parts not shown to scale. For customer drawings and technical specifications please visit cpcworldwide.com




Thread to Tube Fittings - Straight (cont.)

| PART NO. | DESCRIPTION |
|---|---|
|  N4S3 | Polypropylene Straight Fitting, 1/8" NPT to 3/32" Hose Barb |
| N4S330 | White Nylon Straight Fitting, 1/8" NPT to 3/32" Hose Barb |
| N4S331 | Black Nylon Straight Fitting, 1/8" NPT to 3/32" Hose Barb |
| N4S370 | PVDF Straight Fitting, 1/8" NPT to 3/32" Hose Barb |
|  N4S4 | Polypropylene Straight Fitting, 1/8" NPT to 1/8" Hose Barb |
| N4S430 | White Nylon Straight Fitting, 1/8" NPT to 1/8" Hose Barb |
| N4S431 | Black Nylon Straight Fitting, 1/8" NPT to 1/8" Hose Barb |
| N4S470 | PVDF Straight Fitting, 1/8" NPT to 1/8" Hose Barb |
|  N4S5 | Polypropylene Straight Fitting, 1/8" NPT to 5/32" Hose Barb |
| N4S530 | White Nylon Straight Fitting, 1/8" NPT to 5/32" Hose Barb |
| N4S531 | Black Nylon Straight Fitting, 1/8" NPT to 5/32" Hose Barb |
| N4S570 | PVDF Straight Fitting, 1/8" NPT to 5/32" Hose Barb |
|  N4S6 | Polypropylene Straight Fitting, 1/8" NPT to 3/16" Hose Barb |
| N4S630 | White Nylon Straight Fitting, 1/8" NPT to 3/16" Hose Barb |
| N4S631 | Black Nylon Straight Fitting, 1/8" NPT to 3/16" Hose Barb |
| N4S670 | PVDF Straight Fitting, 1/8" NPT to 3/16" Hose Barb |
|  N4S8 | Polypropylene Straight Fitting, 1/8" NPT to 1/4" Hose Barb |
| N4S830 | White Nylon Straight Fitting, 1/8" NPT to 1/4" Hose Barb |
| N4S831 | Black Nylon Straight Fitting, 1/8" NPT to 1/4" Hose Barb |
| N4S870 | PVDF Straight Fitting, 1/8" NPT to 1/4" Hose Barb |
|  N8S4 | Polypropylene Straight Fitting, 1/4" NPT to 1/8" Hose Barb |
| N8S430 | White Nylon Straight Fitting, 1/4" NPT to 1/8" Hose Barb |
| N8S431 | Black Nylon Straight Fitting, 1/4" NPT to 1/8" Hose Barb |
| N8S470 | PVDF Straight Fitting, 1/4" NPT to 1/8" Hose Barb |
|  N8S5 | Polypropylene Straight Fitting, 1/4" NPT to 5/32" Hose Barb |
| N8S530 | White Nylon Straight Fitting, 1/4" NPT to 5/32" Hose Barb |
| N8S531 | Black Nylon Straight Fitting, 1/4" NPT to 5/32" Hose Barb |
| N8S570 | PVDF Straight Fitting, 1/4" NPT to 5/32" Hose Barb |
|  N8S6 | Polypropylene Straight Fitting, 1/4" NPT to 3/16" Hose Barb |
| N8S630 | White Nylon Straight Fitting, 1/4" NPT to 3/16" Hose Barb |
| N8S631 | Black Nylon Straight Fitting, 1/4" NPT to 3/16" Hose Barb |
| N8S670 | PVDF Straight Fitting, 1/4" NPT to 3/16" Hose Barb |
|  N8S8 | Polypropylene Straight Fitting, 1/4" NPT to 1/4" Hose Barb |
| N8S830 | White Nylon Straight Fitting, 1/4" NPT to 1/4" Hose Barb |
| N8S831 | Black Nylon Straight Fitting, 1/4" NPT to 1/4" Hose Barb |
| N8S870 | PVDF Straight Fitting, 1/4" NPT to 1/4" Hose Barb |
|  N8S10 | Polypropylene Straight Fitting, 1/4" NPT to 5/16" Hose Barb |
| N8S1030 | White Nylon Straight Fitting, 1/4" NPT to 5/16" Hose Barb |
| N8S1031 | Black Nylon Straight Fitting, 1/4" NPT to 5/16" Hose Barb |
| N8S1070 | PVDF Straight Fitting, 1/4" NPT to 5/16" Hose Barb |
|  N8S12 | Polypropylene Straight Fitting, 1/4" NPT to 3/8" Hose Barb |
| N8S1230 | White Nylon Straight Fitting, 1/4" NPT to 3/8" Hose Barb |
| N8S1231 | Black Nylon Straight Fitting, 1/4" NPT to 3/8" Hose Barb |
| N8S1270 | PVDF Straight Fitting, 1/4" NPT to 3/8" Hose Barb |





Thread to Tube Fittings - Elbow

| PART NO. | DESCRIPTION |
|---|---|
|  ME2 | Polypropylene Elbow Fitting, Tapered 10-32 to 1/16" Hose Barb |
| ME230 | White Nylon Elbow Fitting, Tapered 10-32 to 1/16" Hose Barb |
| ME231 | Black Nylon Elbow Fitting, Tapered 10-32 to 1/16" Hose Barb |
| ME270 | PVDF Elbow Fitting, Tapered 10-32 to 1/16" Hose Barbs |
|  ME3 | Polypropylene Elbow Fitting, Tapered 10-32 to 3/32" Hose Barb |
| ME330 | White Nylon Elbow Fitting, Tapered 10-32 to 3/32" Hose Barb |
| ME331 | Black Nylon Elbow Fitting, Tapered 10-32 to 3/32" Hose Barb |
| ME370 | PVDF Elbow Fitting, Tapered 10-32 to 3/32" Hose Barbs |

Thread to Tube Fittings - Elbow (cont)

| PART NO. | DESCRIPTION |
|---|---|
|  ME4 | Polypropylene Elbow Fitting, Tapered 10-32 to 1/8" Hose Barb |
| ME430 | White Nylon Elbow Fitting, Tapered 10-32 to 1/8" Hose Barb |
| ME431 | Black Nylon Elbow Fitting, Tapered 10-32 to 1/8" Hose Barb |
| ME470 | PVDF Elbow Fitting, Tapered 10-32 to 1/8" Hose Barbs |
|  ME5 | Polypropylene Elbow Fitting, Tapered 10-32 to 5/32" Hose Barb |
| ME530 | White Nylon Elbow Fitting, Tapered 10-32 to 5/32" Hose Barb |
| ME531 | Black Nylon Elbow Fitting, Tapered 10-32 to 5/32" Hose Barb |
| ME570 | PVDF Elbow Fitting, Tapered 10-32 to 5/32" Hose Barbs |
|  N4E4 | Polypropylene Elbow Fitting, 1/8" NPT to 1/8" Hose Barb |
| N4E430 | White Nylon Elbow Fitting, 1/8" NPT to 1/8" Hose Barb |
| N4E431 | Black Nylon Elbow Fitting, 1/8" NPT to 1/8" Hose Barb |
| N4E470 | PVDF Elbow Fitting, 1/8" NPT to 1/8" Hose Barb |
|  N4E6 | Polypropylene Elbow Fitting, 1/8" NPT to 3/16" Hose Barb |
| N4E630 | White Nylon Elbow Fitting, 1/8" NPT to 3/16" Hose Barb |
| N4E631 | Black Nylon Elbow Fitting, 1/8" NPT to 3/16" Hose Barb |
| N4E670 | PVDF Elbow Fitting, 1/8" NPT to 3/16" Hose Barb |
|  N4E8 | Polypropylene Elbow Fitting, 1/8" NPT to 1/4" Hose Barb |
| N4E830 | White Nylon Elbow Fitting, 1/8" NPT to 1/4" Hose Barb |
| N4E831 | Black Nylon Elbow Fitting, 1/8" NPT to 1/4" Hose Barb |
| N4E870 | PVDF Elbow Fitting, 1/8" NPT to 1/4" Hose Barb |
|  N8E8 | Polypropylene Elbow Fitting, 1/4" NPT to 1/4" Hose Barb |
| N8E830 | White Nylon Elbow Fitting, 1/4" NPT to 1/4" Hose Barb |
| N8E831 | Black Nylon Elbow Fitting, 1/4" NPT to 1/4" Hose Barb |
| N8E870 | PVDF Elbow Fitting, 1/4" NPT to 1/4" Hose Barb |
|  N8E12 | Polypropylene Elbow Fitting, 1/4" NPT to 3/8" Hose Barb |
| N8E1230 | White Nylon Elbow Fitting, 1/4" NPT to 3/8" Hose Barb |
| N8E1231 | Black Nylon Elbow Fitting, 1/4" NPT to 3/8" Hose Barb |
| N8E1270 | PVDF Elbow Fitting, 1/4" NPT to 3/8" Hose Barb |

Thread to Tube Fittings - Tee

| PART NO. | DESCRIPTION |
|---|--|
|  MT2 | Polypropylene Tee Fitting, Tapered 10-32 to 1/16" Hose Barbs |
| MT230 | White Nylon Tee Fitting, Tapered 10-32 to 1/16" Hose Barbs |
| MT231 | Black Nylon Tee Fitting, Tapered 10-32 to 1/16" Hose Barbs |
| MT270 | PVDF Tee Fitting, Tapered 10-32 to 1/16" Hose Barbs |
|  MT3 | Polypropylene Tee Fitting, Tapered 10-32 to 3/32" Hose Barbs |
| MT330 | White Nylon Tee Fitting, Tapered 10-32 to 3/32" Hose Barbs |
| MT331 | Black Nylon Tee Fitting, Tapered 10-32 to 3/32" Hose Barbs |
| MT370 | PVDF Tee Fitting, Tapered 10-32 to 3/32" Hose Barbs |
|  MT4 | Polypropylene Tee Fitting, Tapered 10-32 to 1/8" Hose Barbs |
| MT430 | White Nylon Tee Fitting, Tapered 10-32 to 1/8" Hose Barbs |
| MT431 | Black Nylon Tee Fitting, Tapered 10-32 to 1/8" Hose Barbs |
| MT470 | PVDF Tee Fitting, Tapered 10-32 to 1/8" Hose Barbs |
|  MT5 | Polypropylene Tee Fitting, Tapered 10-32 to 5/32" Hose Barbs |
| MT530 | White Nylon Tee Fitting, Tapered 10-32 to 5/32" Hose Barbs |
| MT531 | Black Nylon Tee Fitting, Tapered 10-32 to 5/32" Hose Barbs |
| MT570 | PVDF Tee Fitting, Tapered 10-32 to 5/32" Hose Barbs |

The unique shrouded hose barb on our 1/16" fittings provides additional stability to prevent breakage in applications where small tubing connections might be pulled or twisted during use.

BLOOD PRESSURE

Blood Pressure Fittings - Male Bayonet

| PART NO. | DESCRIPTION |
|----------|---|
| BC330 | White Nylon Male Bayonet Fitting to 3/32" Hose Barb |
| BC331 | Black Nylon Male Bayonet Fitting to 3/32" Hose Barb |
| BC430 | White Nylon Male Bayonet Fitting to 1/8" Hose Barb |
| BC431 | Black Nylon Male Bayonet Fitting to 1/8" Hose Barb |
| BC530 | White Nylon Male Bayonet Fitting to 5/32" Hose Barb |
| BC531 | Black Nylon Male Bayonet Fitting to 5/32" Hose Barb |
| BC630 | White Nylon Male Bayonet Fitting to 3/16" Hose Barb |
| BC631 | Black Nylon Male Bayonet Fitting to 3/16" Hose Barb |

Blood Pressure Fittings - Screw-type

| PART NO. | DESCRIPTION |
|----------|---|
| GS320 | White Acetal Screw-type Fitting, 5/16" UNF to 3/32" Hose Barb |
| GS420 | White Acetal Screw-type Fitting, 5/16" UNF to 1/8" Hose Barb |
| GS520 | White Acetal Screw-type Fitting, 5/16" UNF to 5/32" Hose Barb |
| GS620 | White Acetal Screw-type Fitting, 5/16" UNF to 3/16" Hose Barb |
| GM430M2 | White Nylon with Polypropylene and TPE rotating nut, Buna-N seal. 5/16" UNF rotating internal thread X 1/8" HB |
| GM530M2 | White Nylon with Polypropylene and TPE rotating nut, Buna-N seal. 5/16" UNF rotating internal thread X 5/32" HB |
| GM630M2 | White Nylon with Polypropylene and TPE rotating nut, Buna-N seal. 5/16" UNF rotating internal thread X 3/16" HB |

FOR SMC AND SMF1 BLOOD PRESSURE CONNECTORS, SEE PAGE 18-21.



LUERS

Male Luers

Male luers feature an integral locking ring!

| PART NO. | DESCRIPTION |
|----------|--|
| LM21 | Polypropylene Male Luer to 1/16" Hose Barb |
| LM2130 | White Nylon Male Luer to 1/16" Hose Barb |
| LM2131 | Black Nylon Male Luer to 1/16" Hose Barb |
| LM2170 | PVDF Male Luer to 1/16" Hose Barb |
| LM2191 | Purple Tint Polycarbonate Male Luer to 1/16" Hose Barb |
| LM31 | Polypropylene Male Luer to 3/32" Hose Barb |
| LM3130 | White Nylon Male Luer to 3/32" Hose Barb |
| LM3131 | Black Nylon Male Luer to 3/32" Hose Barb |
| LM3170 | PVDF Male Luer to 3/32" Hose Barb |
| LM3191 | Purple Tint Polycarbonate Male Luer to 3/32" Hose Barb |
| LM41 | Polypropylene Male Luer to 1/8" Hose Barb |
| LM4130 | White Nylon Male Luer to 1/8" Hose Barb |
| LM4131 | Black Nylon Male Luer to 1/8" Hose Barb |
| LM4170 | PVDF Male Luer to 1/8" Hose Barb |
| LM4191 | Purple Tint Polycarbonate Male Luer to 1/8" Hose Barb |
| LM51 | Polypropylene Male Luer to 5/32" Hose Barb |
| LM5130 | White Nylon Male Luer to 5/32" Hose Barb |
| LM5131 | Black Nylon Male Luer to 5/32" Hose Barb |
| LM5170 | PVDF Male Luer to 5/32" Hose Barb |
| LM5191 | Purple Tint Polycarbonate Male Luer to 5/32" Hose Barb |
| LM61 | Polypropylene Male Luer to 3/16" Hose Barb |
| LM6130 | White Nylon Male Luer to 3/16" Hose Barb |
| LM6131 | Black Nylon Male Luer to 3/16" Hose Barb |
| LM6170 | PVDF Male Luer to 3/16" Hose Barb |
| LM6191 | Purple Tint Polycarbonate Male Luer to 3/16" Hose Barb |
| LM8170 | PVDF Male Luer to 1/4" Hose Barb |

Female Luers

| PART NO. | DESCRIPTION |
|----------|--|
| LF21 | Polypropylene Female Luer to 1/16" Hose Barb |
| LF2130 | White Nylon Female Luer to 1/16" Hose Barb |
| LF2131 | Black Nylon Female Luer to 1/16" Hose Barb |
| LF2170 | PVDF Female Luer to 1/16" Hose Barb |
| LF2191 | Purple Tint Polycarbonate Female Luer to 1/16" Hose Barb |
| LF31 | Polypropylene Female Luer to 3/32" Hose Barb |
| LF3130 | White Nylon Female Luer to 3/32" Hose Barb |
| LF3131 | Black Nylon Female Luer to 3/32" Hose Barb |
| LF3170 | PVDF Female Luer to 3/32" Hose Barb |
| LF3191 | Purple Tint Polycarbonate Female Luer to 3/32" Hose Barb |
| LF41 | Polypropylene Female Luer to 1/8" Hose Barb |
| LF4130 | White Nylon Female Luer to 1/8" Hose Barb |
| LF4131 | Black Nylon Female Luer to 1/8" Hose Barb |
| LF4170 | PVDF Female Luer to 1/8" Hose Barb |
| LF4191 | Purple Tint Polycarbonate Female Luer to 1/8" Hose Barb |
| LF51 | Polypropylene Female Luer to 5/32" Hose Barb |
| LF5130 | White Nylon Female Luer to 5/32" Hose Barb |
| LF5131 | Black Nylon Female Luer to 5/32" Hose Barb |
| LF5170 | PVDF Female Luer to 5/32" Hose Barb |
| LF5191 | Purple Tint Polycarbonate Female Luer to 5/32" Hose Barb |
| LF61 | Polypropylene Female Luer to 3/16" Hose Barb |
| LF6130 | White Nylon Female Luer to 3/16" Hose Barb |
| LF6131 | Black Nylon Female Luer to 3/16" Hose Barb |
| LF6170 | PVDF Female Luer to 3/16" Hose Barb |
| LF6191 | Purple Tint Polycarbonate Female Luer to 3/16" Hose Barb |
| LF81 | Polypropylene Female Luer to 1/4" Hose Barb |
| LF8130 | White Nylon Female Luer to 1/4" Hose Barb |
| LF8131 | Black Nylon Female Luer to 1/4" Hose Barb |
| LF8170 | PVDF Female Luer to 1/4" Hose Barb |
| LF8191 | Purple Tint Polycarbonate Female Luer to 1/4" Hose Barb |

Note: Parts not shown to scale. For customer drawings and technical specifications please visit cpcworldwide.com

Panel Mount Male Luers

| PART NO. | DESCRIPTION |
|----------|--|
| PMLM21 | Polypropylene Panel Mount Male Luer to 1/16" Hose Barb |
| PMLM2130 | White Nylon Panel Mount Male Luer to 1/16" Hose Barb |
| PMLM2131 | Black Nylon Panel Mount Male Luer to 1/16" Hose Barb |
| PMLM2170 | PVDF Panel Mount Male Luer to 1/16" Hose Barb |
| PMLM31 | Polypropylene Panel Mount Male Luer to 3/32" Hose Barb |
| PMLM3130 | White Nylon Panel Mount Male Luer to 3/32" Hose Barb |
| PMLM3131 | Black Nylon Panel Mount Male Luer to 3/32" Hose Barb |
| PMLM3170 | PVDF Panel Mount Male Luer to 3/32" Hose Barb |
| PMLM41 | Polypropylene Panel Mount Male Luer to 1/8" Hose Barb |
| PMLM4130 | White Nylon Panel Mount Male Luer to 1/8" Hose Barb |
| PMLM4131 | Black Nylon Panel Mount Male Luer to 1/8" Hose Barb |
| PMLM4170 | PVDF Panel Mount Male Luer to 1/8" Hose Barb |
| PMNUTSST | Stainless Steel 1/4-28 UNF Nut |
| PMNUT30 | White Nylon Panel Mount 1/4-28 UNF Nut |

Note: Panel mount luers require a ¼" diameter panel opening

All CPC luer fittings and connectors interconnect with products manufactured to ISO standards 594-1 and 594-2.

Panel Mount Female Luers

| PART NO. | DESCRIPTION |
|----------|--|
| PMLF21 | Polypropylene Panel Mount Female Luer to 1/16" Hose Barb |
| PMLF2130 | White Nylon Panel Mount Female Luer to 1/16" Hose Barb |
| PMLF2131 | Black Nylon Panel Mount Female Luer to 1/16" Hose Barb |
| PMLF2170 | PVDF Panel Mount Female Luer to 1/16" Hose Barb |
| PMLF31 | Polypropylene Panel Mount Female Luer to 3/32" Hose Barb |
| PMLF3130 | White Nylon Panel Mount Female Luer to 3/32" Hose Barb |
| PMLF3131 | Black Nylon Panel Mount Female Luer to 3/32" Hose Barb |
| PMLF3170 | PVDF Panel Mount Female Luer to 3/32" Hose Barb |
| PMLF41 | Polypropylene Panel Mount Female Luer to 1/8" Hose Barb |
| PMLF4130 | White Nylon Panel Mount Female Luer to 1/8" Hose Barb |
| PMLF4131 | Black Nylon Panel Mount Female Luer to 1/8" Hose Barb |
| PMLF4170 | PVDF Panel Mount Female Luer to 1/8" Hose Barb |
| PMNUTSST | Stainless Steel 1/4-28 UNF Nut |
| PMNUT30 | White Nylon Panel Mount 1/4-28 UNF Nut |

Luer Caps and Plugs

| PART NO. | DESCRIPTION |
|----------|-------------------------|
| LCAP | Polypropylene Luer Cap |
| LCAP30 | White Nylon Luer Cap |
| LCAP31 | Black Nylon Luer Cap |
| LCAP70 | PVDF Luer Cap |
| LPLUG | Polypropylene Luer Plug |
| LPLUG30 | White Nylon Luer Plug |
| LPLUG31 | Black Nylon Luer Plug |
| LPLUG70 | PVDF Luer Plug |

Color-coded rings can be used for visual line identification or to prevent connector rotation in panel mount applications.

Male Slip Luers

| PART NO. | DESCRIPTION |
|----------|---|
| SLM21 | Polypropylene Male Slip Luer to 1/16" Hose Barb |
| SLM2130 | White Nylon Male Slip Luer to 1/16" Hose Barb |
| SLM2131 | Black Nylon Male Slip Luer to 1/16" Hose Barb |
| SLM2170 | PVDF Male Slip Luer to 1/16" Hose Barb |
| SLM2191 | Purple Tint Polycarbonate Male Slip Luer to 1/16" Hose Barb |
| SLM31 | Polypropylene Male Slip Luer to 3/32" Hose Barb |
| SLM3130 | White Nylon Male Slip Luer to 3/32" Hose Barb |
| SLM3131 | Black Nylon Male Slip Luer to 3/32" Hose Barb |
| SLM3170 | PVDF Male Slip Luer to 3/32" Hose Barb |
| SLM3191 | Purple Tint Polycarbonate Male Slip Luer to 3/32" Hose Barb |
| SLM41 | Polypropylene Male Slip Luer to 1/8" Hose Barb |
| SLM4130 | White Nylon Male Slip Luer to 1/8" Hose Barb |
| SLM4131 | Black Nylon Male Slip Luer to 1/8" Hose Barb |
| SLM4170 | PVDF Male Slip Luer to 1/8" Hose Barb |
| SLM4191 | Purple Tint Polycarbonate Male Slip Luer to 1/8" Hose Barb |
| SLM51 | Polypropylene Male Slip Luer to 5/32" Hose Barb |
| SLM5130 | White Nylon Male Slip Luer to 5/32" Hose Barb |
| SLM5131 | Black Nylon Male Slip Luer to 5/32" Hose Barb |
| SLM5170 | PVDF Male Slip Luer to 5/32" Hose Barb |
| SLM5191 | Purple Tint Polycarbonate Male Slip Luer to 5/32" Hose Barb |
| SLM61 | Polypropylene Male Slip Luer to 3/16" Hose Barb |
| SLM6130 | White Nylon Male Slip Luer to 3/16" Hose Barb |
| SLM6131 | Black Nylon Male Slip Luer to 3/16" Hose Barb |
| SLM6170 | PVDF Male Slip Luer to 3/16" Hose Barb |
| SLM6191 | Purple Tint Polycarbonate Male Slip Luer to 3/16" Hose Barb |

Luer Accessories

| PART NO. | DESCRIPTION |
|----------|---|
| LMSL | Polypropylene Stationary Luer Lock Ring |
| LMSL30 | White Nylon Stationary Luer Lock Ring |
| LMSL31 | Black Nylon Stationary Luer Lock Ring |
| LMSL32 | Yellow Nylon Stationary Luer Lock Ring |
| LMSL33 | Blue Nylon Stationary Luer Lock Ring |
| LMSL34 | Red Nylon Stationary Luer Lock Ring |
| LMSL35 | Green Nylon Stationary Luer Lock Ring |
| LMSL36 | Orange Nylon Stationary Luer Lock Ring |
| LMSL70 | PVDF Stationary Luer Lock Ring |
| LMSL91 | Purple Tint Polycarbonate Stationary Luer Lock Ring |
| LMSR | Polypropylene Rotating Luer Lock Ring |
| LMSR30 | White Nylon Rotating Luer Lock Ring |
| LMSR31 | Black Nylon Rotating Luer Lock Ring |
| LMSR32 | Yellow Nylon Rotating Luer Lock Ring |
| LMSR33 | Blue Nylon Rotating Luer Lock Ring |
| LMSR34 | Red Nylon Rotating Luer Lock Ring |
| LMSR35 | Green Nylon Rotating Luer Lock Ring |
| LMSR36 | Orange Nylon Rotating Luer Lock Ring |
| LMSR70 | PVDF Rotating Luer Lock Ring |
| LMSL91 | Purple Tint Polycarbonate Rotating Luer Lock Ring |
| PMRL | Polypropylene Luer Color Coded Ring |
| PMRL30 | White Nylon Luer Color Coded Ring |
| PMRL31 | Black Nylon Luer Color Coded Ring |
| PMRL32 | Yellow Nylon Luer Color Coded Ring |
| PMRL33 | Blue Nylon Luer Color Coded Ring |
| PMRL34 | Red Nylon Luer Color Coded Ring |
| PMRL35 | Green Nylon Luer Color Coded Ring |
| PMRL36 | Orange Nylon Luer Color Coded Ring |
| PMRL70 | PVDF Panel Mount Luer Color Coded Ring |
| PMNUTSST | Stainless Steel 1/4-28 UNF Nut |

ACCESSORIES

Accessories



**TERMINATION
FERRULELESS
POLYTUBE FITTING, PTF†**

| PIPE THREAD | TUBING | TUBING DIMENSION | PART NO. | LENGTH |
|-------------|--------|------------------|----------|--------|
| 10-32* | 1/8" | .07" ID .125 OD | TF1002 | .64 |
| 10-32* | 1/4" | .17" ID .250 OD | TF1004 | .86 |
| 1/8" NPT | 1/8" | .07" ID .125 OD | TF2002 | .98 |
| 1/8" NPT | 1/4" | .17" ID .250 OD | TF2004 | 1.10 |
| 1/8" NPT | 3/8" | .25" ID .375 OD | TF2006 | 1.24 |
| 1/4" NPT | 1/4" | .17" ID .250 OD | TF4004 | 1.20 |
| 1/4" NPT | 3/8" | .25" ID .375 OD | TF4006 | 1.34 |



**TERMINATION
FERRULELESS POLYTUBE
FITTING NUTS, PTF†**

| TUBING | PART NO. | TUBING | PART NO. |
|----------|----------|-----------|----------|
| 1/8" OD | 153600 | 4.0mm OD | 269700 |
| 5/32" OD | 269700 | 8.0mm OD | 339500 |
| 1/4" OD | 100800 | 10.0mm OD | 358400 |
| 3/8" OD | 108900 | | |



**DESCRIPTION
INSERT SEALS**

| COUPLING SERIES | BUNA-N | FLUOROCARBON | EPDM |
|---|--------|--------------|--------|
| MC, PMC, PMC12 | 730800 | 730804 | 730803 |
| LC, PLC, PLC12, APC, Twin Tube™ (large o-ring), | | | |
| ZLC, NS4, NS406, BreakAway® | 731100 | 731104 | 731103 |
| SMC, Twin Tube (small o-ring) | 730600 | 730604 | 730603 |
| HFC (all), FFC | 731600 | 731604 | 731603 |
| NS1 Bulkhead Seal | | | 731303 |
| NS6 | | 731404 | 731403 |



**DESCRIPTION
PANEL MOUNT
NUTS**

| COUPLING SERIES NUTS | NICKEL BRASS | ACETAL | 316 STAINLESS | POLYPROPYLENE (PP) POLYSULFONE (PSF) |
|---------------------------|--------------|--------|---------------|---|
| MC, PMC, PMC12 | 100900 | 664400 | 100901 | — |
| LC, PLC, EFC, PLC12, APC, | | | | |
| ZLC, BreakAway | 120700 | 520300 | 120701 | — |
| HFC | — | — | — | 621300 (PP) 694300 (PSF) |
| SRC, SMF | 404300 | — | — | — |
| NS4 ABS | 2137600 | — | — | — |
| NS6 | — | — | 1884400 | — |



**DESCRIPTION
DUST CAPS & PLUGS**

| COUPLING SERIES | BODY PLUG | INSERT CAP |
|---------------------------------|-----------------------|------------|
| MC, PMC non-sealing | PMC31 | PMC32 |
| LC, PLC non-sealing | PLC310 | PLC320 |
| APC, EFC non-sealing | — | PLC320 |
| PMC pressure-sealing | PMC30 | — |
| PLC pressure-sealing | PLC300 | — |
| HFC/FFC non-sealing (not shown) | HFC312 L (with leash) | |
| | HFC312 (no leash) | |

Manifolds • SPECIFICATIONS • Material: Aluminum • Finish: Black anodized



**DESCRIPTION
10-32 PORTED
MANIFOLD WITH 1/8"
NPT END PORT**

| PART NO. | SIDE PORTS | END PORTS | LENGTH |
|----------|------------|-----------|--------|
| 32M3 | 3 | 1 | 2.30" |
| 32M4 | 4 | 1 | 2.80" |
| 32M5 | 5 | 1 | 3.30" |

**DESCRIPTION
1/8" NPT PORTED
MANIFOLD WITH 1/8"
NPT END PORT**

| | | | |
|-----|---|---|-------|
| 2M3 | 3 | 1 | 3.10" |
| 2M4 | 4 | 1 | 4.00" |
| 2M5 | 5 | 1 | 4.90" |

**DESCRIPTION
1/4" NPT PORTED
MANIFOLD WITH 1/4" NPT
END PORT**

| | | | |
|-----|---|---|-------|
| 4M3 | 3 | 2 | 3.80" |
| 4M4 | 4 | 2 | 4.80" |
| 4M5 | 5 | 2 | 5.80" |

JG® Push-To-Connect Accessories

**DESCRIPTION
IN-LINE LOCKING
CLIPS, RED**

| TUBING | PART NO. |
|--------------|----------|
| 1/4" Tube OD | 1011900 |
| 3/8" Tube OD | 1012000 |

**DESCRIPTION
In-Line Collet Covers,
Color Coded**

| TUBING | PART NO. |
|--------------|---------------|
| 1/4" Tube OD | 1012101 to 06 |
| 3/8" Tube OD | 1012201 to 06 |



Colors available, shown right. Please indicate color using the following suffix codes: 01=Black, 02=Red, 03=Yellow, 04=Gray, 05=Blue, 06=Green (Example: 1012101 is the code for a 1/4" collet cover in black.) **NOTE:** See pages 42 and 43 for JG couplings.

†NOTE: CPC's Ferruleless Polytube Fitting terminations do not require ferrules to achieve a secure connection, which makes them easier to use and reuse. PTF fittings are designed for semi-rigid tubing, i.e., polyethylene, nylon, polyurethane, etc. ***NOTE:** Gaskets are not included with 10-32 PTF style fittings. To prevent leakage with these fittings, we recommend using LOCTITE® Removable Threadlocker 242 or Permanent Threadlocker 262.

STERILIZATION AND DISINFECTANT METHODS

| KEY | METHOD | | | | | | | | |
|----------|--|-------------------|---------------|----------------|-----------|--------------------|-------------------|----------|---|
| | DISINFECTANTS | | | ETHYLENE OXIDE | AUTOCLAVE | E-BEAM IRRADIATION | GAMMA IRRADIATION | DRY HEAT | |
| | FORMALIN | ISOPROPYL ALCOHOL | ETHYL ALCOHOL | | | 50 KILOGRAYS | 50 KILOGRAYS | 250°F | |
| MATERIAL | METALS | | | | | | | | |
| | 302 STAINLESS STEEL | Y | Y | Y | Y | Y | Y | Y | |
| | 316 STAINLESS STEEL | Y | Y | Y | Y | Y | Y | Y | |
| | CHROME-PLATED | | | | | | | | |
| | BRASS-CDA 360 | N | Y | Y | Y | Y | Y | Y | |
| | POLYMERS | | | | | | | | |
| | ABS | N | N/A | Y | Y | N | Y | Y | N |
| | ACETAL | Y | Y | Y | Y | Y | N | N | N |
| | LDPE | Y | Y | Y | Y | N | Y | Y | N |
| | NYLON | Y | N | N | Y | N | N | N | N |
| | POLYCARBONATE | Y | Y | Y | Y | Y | Y | Y | Y |
| | POLYPROPYLENE <small>(excludes glass-filled)</small> | Y | Y | Y | Y | N | Y | Y | N |
| | POLYSULFONE | Y | Y | Y | Y | Y | Y | Y | Y |
| | ELASTOMERS | | | | | | | | |
| | NITRILE/BUNA-N | Y | Y | Y | N | N | Y | Y | Y |
| | SILICONE | Y | Y | Y | Y | Y | Y | Y | Y |
| | KALREZ® | Y | Y | Y | Y | Y | N | N | Y |
| | EPR/EPDM | Y | Y | Y | Y | Y | Y | Y | Y |
| | FKM/VITON® | Y | Y | Y | N | N | N | N | Y |

Sterilization Methods

DISINFECTANTS: 70°F (20°C), Formalin, ethyl alcohol, etc. Sterilize coupled or uncoupled.

ETHYLENE OXIDE, ETO: Four hours, 100% EtO @ 110°F (43°C), up to five repetitions, coupled or uncoupled.

AUTOCLAVE:

Acetal: 250°F (121°C), 30 minutes max, up to 10 repetitions. Sterilize uncoupled only.

Polycarbonate: 250°F (121°C), 30 minutes, up to 10 repetitions. Sterilize uncoupled only.

Polysulfone: 270°F (132°C) for 60 minutes, up to 25 repetitions. Sterilize uncoupled only.

Steam-Thru Connection: 265°F (129°C) for 30 minutes, up to two cycles. (part number specific)

HFC39: 270°F (132°C) for 60 minutes, up to 25 repetitions for uncoupled units and up to one repetition for coupled units.

Electron Beam (E-Beam): Maximum cumulative exposure of 50 kilograys. Sterilize coupled or uncoupled.

Gamma: Maximum cumulative exposure of 50 kilograys. Sterilize coupled or uncoupled.

Dry Heat: 250°F (121°C), 12 hours, no pressure. Sterilize uncoupled only.

SIP process:

Up to 266°F (130°C) for 60 minutes (Steam-Thru Connection)

Up to 275°F (135°C) for 60 minutes (Steam-Thru II Connection)

Unsure of the chemical compatibility for your application? Consult the ChemCheck tool on cpcworldwide.com or contact CPC customer service to receive product samples for in-house testing and verification.

REGULATORY AND COMPLIANCE

ISO 13485:2003 Certification

ISO 13485:2003 is recognized by regulators around the world as a good basis for addressing medical device design and manufacturing regulatory requirements. It allows us to enhance product safety by proactively identifying and managing product and project risks. Becoming ISO 13485:2003 certified has allowed us to better control the consistency of manufactured products.

ISO 9001:2008 Certification

ISO 9001:2008 is a standard which assures consistency of a product ordered by customers. Organizations having ISO 9001:2008 certification have demonstrated compliance to the ISO 9001:2008 requirements by an independent registration authority. CPC's Quality Management System has been approved and certified under the ISO 9001:2008 standard.

Cleanroom Manufacturing

CPC manufactures certain Life Sciences and Chemical Management product lines in a cleanroom certified by an external testing service to meet or exceed ISO Class 7 (10,000) at 0.5 mm per ISO 14644 and the former Federal Standard 209E. Certification data is available upon request.

FDA and USDA

The U.S. Food and Drug Administration publishes, through the Code of Federal Regulations, standardized criteria which govern the acceptability of materials used in food contact. The U.S. Department of Agriculture publishes similar standards that mirror FDA criteria. Neither agency approves or disapproves products for particular applications. Most of CPC's products are made using resins that comply with applicable FDA or USDA standards. When necessary, the standard o-ring seals are replaced with specific, recognized materials.

REACH

REACH is the Regulation for Registration, Evaluation, Authorisation and Restriction of Chemicals. It entered into force on 1st June 2007 to streamline and improve the former legislative framework on chemicals of the European Union (EU). REACH places greater responsibility on industry to manage the risks that chemicals may pose to the health and the environment. CPC publishes a list of CPC products that are compliant with the EU regulation 1907/2006.

Regulation of Hazardous Substances

The RoHS Directive stands for "the restriction of the use of certain hazardous substances in electrical and electronic equipment." This Directive bans the placing on the EU market of new electrical and electronic equipment containing more than agreed levels of lead, cadmium, mercury, hexavalent chromium, polybrominated biphenyl (PBB) and polybrominated diphenyl ether (PBDE) flame retardants.

NSF

NSF International, based in Ann Arbor, Michigan, develops and publishes consensual criteria that govern the acceptability of materials and equipment used in food and beverage processing. They also do testing to verify the performance of materials or devices to their published criteria. CPC lists many of its product lines under the criteria of NSF/ANSI Standards, which governs components used in food and beverage contact applications.



Distributed by:

COLDER PRODUCTS COMPANY
1001 WESTGATE DRIVE
ST. PAUL, MINNESOTA 55114
U.S.A.

PHONE: +1 651-645-0091
FAX: +1 651-645-5404
TOLL FREE: 800-444-2474
info@cpeworldwide.com
cpeworldwide.com

COLDER PRODUCTS COMPANY GMBH
OSTRING 19
D-63762 GROSSOSTHEIM
GERMANY

PHONE: +49-6026-9973-0
FAX: +49-6026-9973-173

cpcgmbh@cpeworldwide.com
cpeworldwide.com

COLDER PRODUCTS COMPANY LIMITED
FLAT B, 29/F, WEST GATE TOWER,
7 WING HONG STREET, CHEUNG SHA WAN
KOWLOON, HONG KONG

PHONE: +852-2987-5272
FAX: +852-2987-2509

asiapacific@cpeworldwide.com
cpeworldwide.com



CPC WARRANTY STATEMENT: CPC (Colder Products Company) warrants its products against defects in workmanship and materials for a period of 12 months from the date of sale by CPC to its initial customer (regardless of any subsequent sale of the products). This warranty is void if the product is misused, altered, tampered with or is installed or used in a manner that is inconsistent with CPC's written recommendations, specifications and/or instructions, or fails to perform due to normal wear and tear. CPC does not warrant the suitability of the product for any particular application. Determining product application suitability is solely the customer's responsibility. CPC is not liable for special, indirect, incidental, consequential or other damages including, but not limited to, loss, damage, personal injury, or any other expense directly or indirectly arising from the use of or inability to use its products either separately or in combination with other products. ALL OTHER WARRANTIES EXPRESS OR IMPLIED, WHETHER ORAL, WRITTEN OR IN ANY OTHER FORM, INCLUDING BUT NOT LIMITED TO WARRANTIES OF MERCHANTABILITY OR FITNESS FOR A PARTICULAR PURPOSE, ARE EXPRESSLY EXCLUDED. The sole and exclusive remedy under this warranty is limited, at the option of CPC, to replacement of the defective product or an account credit in the amount of the original selling price. All allegedly defective CPC products must be returned prepaid transportation to CPC, together with information describing the product's application and performance, unless otherwise authorized in writing by CPC.

CPC PATENT STATEMENT: CPC takes pride in its innovative quick disconnect coupling and fittings solutions, many of which have been awarded United States and international patents. CPC has a strong tradition of

leadership in the quick disconnect market, and aggressively pursues and protects its proprietary information and intellectual property. In cases where it is practical and has a benefit to its customers, CPC has licensed its proprietary technology. Please contact CPC to discuss your unique needs.

CPC TRADEMARK STATEMENT: AseptiQuik®, BottleQuik®, BreakAway®, ChemQuik®, DrumQuik®, FitQuik®, IdentiQuik®, Nu-Seal®, SnapQuik®, Steam-Thru®, Softube® are registered trademarks with the U.S. Patent & Trademark Office. All other trademarks or service marks are property of their respective owners. **WARNING:** Due to the wide variety of possible fluid media and operating conditions, unintended consequences may result from the use of this product, all of which are beyond the control of CPC. It is the user's responsibility to carefully determine and test for compatibility for use with their application. All such risks shall be assumed by the buyer.

COPYRIGHT © 2014 COLDER PRODUCTS COMPANY. All rights reserved. Colder Products Company, Colder Products and CPC are registered trademarks with the US Patent & Trademark Office.

WARNING: Due to the wide variety of possible fluid media and operating conditions, unintended consequences may result from the use of this product, all of which are beyond the control of CPC. It is the user's responsibility to carefully determine and test for compatibility for use with their application. All such risks shall be assumed by the buyer.

CAT2020 12/15 WC/15K PRINTED IN U.S.A.